



제20-0267호

안 전 인 증 서

R.STAHL Schaltgerate GmbH

Am Bahnhof 30 D-74638 waldenburg Germany

위 사업장에서 제조하는 아래의 품목이 「산업안전보건법」 제84조 및 같은 법 시행규칙 제110조제1항에 따른 안전인증 심사 결과 안전·보건기준에 적합하므로 안전인증표시의 사용을 인증합니다.

품 목

Control and Signal Device Module

형식 · 모델 / 용량 · 등급 / 인증번호

형식 · 모델	용량 · 등급	인증번호
8040/11*-***/**	[첨부] 참조 Ex tD A21 IP65/66 T80/95°C	20-GA4BO-0267X

인 증 기 준


방호장치 안전인증 고시(고용노동부고시 제2020-33호)

인 증 조 건

Tamb : -60°C ~ +75°C, 뒷면참조

2020년 04월 27일

한국가스안전공사





인 증 조 건

1. 제조공장:

Am Bahnhof 30 74638 Waldenburg Germany에 위치한 R.STAHL Schaltgerate GmbH에서 생산한 제품 중 아래 인증범위의 제품에 한함.

2. 제품개요

The Control and Signal Device Module, type 8040 / 11*-*** / *** consists of one or several plastic enclosures designed to type of protection Increased safety "e". It can be equipped with flanges.

The enclosures can accommodate control and indicator components as well as terminals for intrinsically safe and non-intrinsically safe circuits. The area designated for intrinsically safe circuits will be marked, e.g. by means of light-blue colour.

Connection is by means of explosion-proof cable entries.

All the installed and attached components are tested and certified under separate IECEx certificate.

자세한 사항은 [첨부] 참조.

3. 인증범위: 본 인증서는 아래의 형식번호에 한하여 유효함

품목 명 Control and Signal Device Module 모델 명 8040/11*-***/***에 한하여 인증함.

4. 안전한 사용을 위한 조건

가. 주위사용온도 : -60°C ~ +75°C

나. 인입부는 인증받은 케이블글랜드 또는 sealing fitting을 사용할 것

다. 설치 및 사용 전 사용설명서를 참조할 것

5. 인증(변경)사항

IECEX PTB 06.0025 issue No. 1에 의해 작성되었음

6. 그 밖의 사항

가. 안전인증품의 품질관리, 확인심사 수검, 변경사항 신고 등 인증 받은 자의 의무 준수

나. 확인시험 실시 대상 : IEC 60079-0 Clause 26.5 및 [별표 6의2] 5호에 따라 온도시험을 실시하여 온도등급 결정

다. 본 안전인증서는 반드시 관련 IECEx 인증서(IECEX PTB 06.0025 issue No.1)와 함께 사용



[첨부] 20-GA4BO-0267X

가. Technical data

Type	Length [mm]	Width [mm]	Depth [mm]
8040/11	93	80	72

Rated voltage* up to:	690 V
Rated current* max. *) depending on type of terminal and explosion-proof components used	23 A
Power input for indicator lights max.:	1.5 W
Rated cross section, installations max.:	6 mm ²
Rated cross section, terminal block / connection terminals max.:	4 mm ²
Ambient temperature range:	-60 °C to +75 °C
Degree of protection in accordance with IEC 60529	without flanges IP66 with flanges IP65

The ratings specified are maximum values, actual values will be subject to the electrical equipment used from case to case. Depending on the system conditions, the mode of operation, the utilisation category, etc., the manufacturer will define the definitive ratings which will be within the range of these limiting values and will comply with the relevant standards.

The maximum permissible ambient temperature range of the terminal housing can be limited by the maximum permissible ambient temperature ranges of the separately certified equipment.

The composition of the protection symbol will be based on the types of protection of the components actually used.

나. Nomenclature

8040	1	1	*-***/***
1	2	3	4

- 1) type series
- 2) enclosure height : 72 mm (low cover) = 1
- 3) enclosure size : 1-fold = 1
- 4) additional information without reference to explosion-protection

다. Notes for installation and use

Equipment of the type of protection Intrinsic Safety "i" shall be installed in such a way that the clearances and creepage distances between intrinsically safe and non-intrinsically safe circuits as set forth in IEC 60079-14 are duly accounted for.

If the clearance requirements for the connectors as specified in IEC 60079-11 cannot be safeguarded with the system installation and layout, wiring, that meets the quality criteria Increased Safety "e" shall be used, or the wiring shall be of the fail-safe type.

When using more than one intrinsically safe circuit, the rules and regulations for interconnection shall duly be observed.

The actual ambient temperature range will be based on the admissible temperature range of the components used.



제20-0268호

안 전 인 증 서

R.STAHL Schaltgerate GmbH

Am Bahnhof 30 D-74638 waldenburg Germany

위 사업장에서 제조하는 아래의 품목이 「산업안전보건법」 제84조 및 같은 법 시행규칙 제110조제1항에 따른 안전인증 심사 결과 안전·보건기준에 적합하므로 안전인증표시의 사용을 인증합니다.

품 목

Control and Signal Device Module

형식 · 모델 / 용량 · 등급 / 인증번호

형식 · 모델	용량 · 등급	인증번호
8040/12*-***/**	[첨부] 참조 Ex tD A21 IP65/66 T80/95°C	20-GA4BO-0268X

인 증 기 준


방호장치 안전인증 고시(고용노동부고시 제2020-33호)

인 증 조 건

Tamb : -60°C ~ +75°C, 뒷면참조

2020년 04월 27일

한국가스안전공사





인 증 조 건

1. 제조공장:

Am Bahnhof 30 74638 Waldenburg Germany에 위치한 R.STAHL Schaltgerate GmbH에서 생산한 제품 중 아래 인증범위의 제품에 한함.

2. 제품개요

The Control and Signal Device Module, type 8040 / 12*-*** / *** consists of one or several plastic enclosures designed to type of protection Increased safety "e". It can be equipped with flanges.

The enclosures can accommodate control and indicator components as well as terminals for intrinsically safe and non-intrinsically safe circuits. The area designated for intrinsically safe circuits will be marked, e.g. by means of light-blue colour.

Connection is by means of explosion-proof cable entries.

All the installed and attached components are tested and certified under separate IECEx certificate.

자세한 사항은 [첨부] 참조.

3. 인증범위: 본 인증서는 아래의 형식번호에 한하여 유효함

품목 명 Control and Signal Device Module 모델 명 8040/12*-***/***)에 한하여 인증함.

4. 안전한 사용을 위한 조건

가. 주위사용온도 : -60°C ~ +75°C

나. 인입부는 인증받은 케이블글랜드 또는 sealing fitting을 사용할 것

다. 설치 및 사용 전 사용설명서를 참조할 것

5. 인증(변경)사항

IECEx PTB 06.0025 issue No. 1에 의해 작성되었음

6. 그 밖의 사항

가. 안전인증품의 품질관리, 확인심사 수검, 변경사항 신고 등 인증 받은 자의 의무 준수

나. 확인시험 실시 대상 : IEC 60079-0 Clause 26.5 및 [별표 6의2] 5호에 따라 온도시험을 실시하여 온도등급 결정

다. 본 안전인증서는 반드시 관련 IECEx 인증서(IECEx PTB 06.0025 issue No.1)와 함께 사용



[첨부] 20-GA4BO-0268X

가. Technical data

Type	Length [mm]	Width [mm]	Depth [mm]
8040/12	139	80	72

Rated voltage* up to:	690 V
Rated current* max. *) depending on type of terminal and explosion-proof components used	23 A
Power input for indicator lights max.:	1.5 W
Rated cross section, installations max.:	6 mm ²
Rated cross section, terminal block / connection terminals max.:	4 mm ²
Ambient temperature range:	-60 °C to +75 °C
Degree of protection in accordance with IEC 60529	without flanges IP66 with flanges IP65

The ratings specified are maximum values, actual values will be subject to the electrical equipment used from case to case. Depending on the system conditions, the mode of operation, the utilisation category, etc., the manufacturer will define the definitive ratings which will be within the range of these limiting values and will comply with the relevant standards.

The maximum permissible ambient temperature range of the terminal housing can be limited by the maximum permissible ambient temperature ranges of the separately certified equipment.

The composition of the protection symbol will be based on the types of protection of the components actually used.

나. Nomenclature

8040	1	2	*-***/**
1	2	3	4

- 1) type series
- 2) enclosure height : 72 mm (low cover) = 1
- 3) enclosure size : 2-fold = 2
- 4) additional information without reference to explosion-protection

다. Notes for installation and use

Equipment of the type of protection Intrinsic Safety "i" shall be installed in such a way that the clearances and creepage distances between intrinsically safe and non-intrinsically safe circuits as set forth in IEC 60079-14 are duly accounted for.

If the clearance requirements for the connectors as specified in IEC 60079-11 cannot be safeguarded with the system installation and layout, wiring, that meets the quality criteria Increased Safety "e" shall be used, or the wiring shall be of the fail-safe type.

When using more than one intrinsically safe circuit, the rules and regulations for interconnection shall duly be observed.

The actual ambient temperature range will be based on the admissible temperature range of the components used.



제20-0269호

안 전 인 증 서

R.STAHL Schaltgerate GmbH

Am Bahnhof 30 D-74638 waldenburg Germany

위 사업장에서 제조하는 아래의 품목이 「산업안전보건법」 제84조 및 같은 법 시행규칙 제110조제1항에 따른 안전인증 심사 결과 안전·보건기준에 적합하므로 안전인증표시의 사용을 인증합니다.

품 목

Control and Signal Device Module

형식 · 모델 / 용량 · 등급 / 인증번호

형식 · 모델	용량 · 등급	인증번호
8040/13*-***/**	[첨부] 참조 Ex tD A21 IP65/66 T80/95°C	20-GA4BO-0269X

인 증 기 준


방호장치 안전인증 고시(고용노동부고시 제2020-33호)

인 증 조 건

Tamb : -60°C ~ +75°C, 뒷면참조

2020년 04월 27일

한국가스안전공사





인 증 조 건

1. 제조공장:

Am Bahnhof 30 74638 Waldenburg Germany에 위치한 R.STAHL Schaltgerate GmbH에서 생산한 제품 중 아래 인증범위의 제품에 한함.

2. 제품개요

The Control and Signal Device Module, type 8040 / 13*--*** / *** consists of one or several plastic enclosures designed to type of protection Increased safety "e". It can be equipped with flanges.

The enclosures can accommodate control and indicator components as well as terminals for intrinsically safe and non-intrinsically safe circuits. The area designated for intrinsically safe circuits will be marked, e.g. by means of light-blue colour.

Connection is by means of explosion-proof cable entries.

All the installed and attached components are tested and certified under separate IECEx certificate.

자세한 사항은 [첨부] 참조.

3. 인증범위: 본 인증서는 아래의 형식번호에 한하여 유효함

품목 명 Control and Signal Device Module 모델 명 8040/13*--***/**에 한하여 인증함.

4. 안전한 사용을 위한 조건

가. 주위사용온도 : -60°C ~ +75°C

나. 인입부는 인증받은 케이블글랜드 또는 sealing fitting을 사용할 것

다. 설치 및 사용 전 사용설명서를 참조할 것

5. 인증(변경)사항

IECEx PTB 06.0025 issue No. 1에 의해 작성되었음

6. 그 밖의 사항

가. 안전인증품의 품질관리, 확인심사 수검, 변경사항 신고 등 인증 받은 자의 의무 준수

나. 확인시험 실시 대상 : IEC 60079-0 Clause 26.5 및 [별표 6의2] 5호에 따라 온도시험을 실시하여 온도등급 결정

다. 본 안전인증서는 반드시 관련 IECEx 인증서(IECEx PTB 06.0025 issue No.1)와 함께 사용



[첨부] 20-GA4BO-0269X

가. Technical data

Type	Length [mm]	Width [mm]	Depth [mm]
8040/13	185	80	72

Rated voltage* up to:	690 V
Rated current* max. *) depending on type of terminal and explosion-proof components used	23 A
Power input for indicator lights max.:	1.5 W
Rated cross section, installations max.:	6 mm ²
Rated cross section, terminal block / connection terminals max.:	4 mm ²
Ambient temperature range:	-60 °C to +75 °C
Degree of protection in accordance with IEC 60529	without flanges IP66 with flanges IP65

The ratings specified are maximum values, actual values will be subject to the electrical equipment used from case to case. Depending on the system conditions, the mode of operation, the utilisation category, etc., the manufacturer will define the definitive ratings which will be within the range of these limiting values and will comply with the relevant standards.

The maximum permissible ambient temperature range of the terminal housing can be limited by the maximum permissible ambient temperature ranges of the separately certified equipment.

The composition of the protection symbol will be based on the types of protection of the components actually used.

나. Nomenclature

8040	1	3	*-***/**
1	2	3	4

- 1) type series
- 2) enclosure height : 72 mm (low cover) = 1
- 3) enclosure size : 3-fold = 3
- 4) additional information without reference to explosion-protection

다. Notes for installation and use

Equipment of the type of protection Intrinsic Safety "i" shall be installed in such a way that the clearances and creepage distances between intrinsically safe and non-intrinsically safe circuits as set forth in IEC 60079-14 are duly accounted for.

If the clearance requirements for the connectors as specified in IEC 60079-11 cannot be safeguarded with the system installation and layout, wiring, that meets the quality criteria Increased Safety "e" shall be used, or the wiring shall be of the fail-safe type.

When using more than one intrinsically safe circuit, the rules and regulations for interconnection shall duly be observed.

The actual ambient temperature range will be based on the admissible temperature range of the components used.



제20-0270호

안 전 인 증 서

R.STAHL Schaltgerate GmbH

Am Bahnhof 30 D-74638 waldenburg Germany

위 사업장에서 제조하는 아래의 품목이 「산업안전보건법」 제84조 및 같은 법 시행규칙 제110조제1항에 따른 안전인증 심사 결과 안전·보건기준에 적합하므로 안전인증표시의 사용을 인증합니다.

품 목

Control and Signal Device Module

형식 · 모델 / 용량 · 등급 / 인증번호

형식 · 모델	용량 · 등급	인증번호
8040/22*-***/**	[첨부] 참조 Ex tD A21 IP65/66 T80/95°C	20-GA4BO-0270X

인 증 기 준


방호장치 안전인증 고시(고용노동부고시 제2020-33호)

인 증 조 건

Tamb : -60°C ~ +75°C, 뒷면참조

2020년 04월 27일

한국가스안전공사





인 증 조 건

1. 제조공장:

Am Bahnhof 30 74638 Waldenburg Germany에 위치한 R.STAHL Schaltgerate GmbH에서 생산한 제품 중 아래 인증범위의 제품에 한함.

2. 제품개요

The Control and Signal Device Module, type 8040 / 22*—*** / *** consists of one or several plastic enclosures designed to type of protection Increased safety "e". It can be equipped with flanges.

The enclosures can accommodate control and indicator components as well as terminals for intrinsically safe and non-intrinsically safe circuits. The area designated for intrinsically safe circuits will be marked, e.g. by means of light-blue colour.

Connection is by means of explosion-proof cable entries.

All the installed and attached components are tested and certified under separate IECEx certificate.

자세한 사항은 [첨부] 참조.

3. 인증범위: 본 인증서는 아래의 형식번호에 한하여 유효함

품목 명 Control and Signal Device Module 모델 명 8040/22*—***/**에 한하여 인증함.

4. 안전한 사용을 위한 조건

가. 주위사용온도 : -60℃ ~ +75℃

나. 인입부는 인증받은 케이블글랜드 또는 sealing fitting을 사용할 것

다. 설치 및 사용 전 사용설명서를 참조할 것

5. 인증(변경)사항

IECEx PTB 06.0025 issue No. 1에 의해 작성되었음

6. 그 밖의 사항

가. 안전인증품의 품질관리, 확인심사 수검, 변경사항 신고 등 인증 받은 자의 의무 준수

나. 확인시험 실시 대상 : IEC 60079-0 Clause 26.5 및 [별표 6의2] 5호에 따라 온도시험을 실시하여 온도등급 결정

다. 본 안전인증서는 반드시 관련 IECEx 인증서(IECEx PTB 06.0025 issue No.1)와 함께 사용



[첨부] 20-GA4BO-0270X

가. Technical data

Type	Length [mm]	Width [mm]	Depth [mm]
8040/22	139	80	95

Rated voltage* up to:	690 V
Rated current* max. *) depending on type of terminal and explosion-proof components used	23 A
Power input for indicator lights max.:	1.5 W
Rated cross section, installations max.:	6 mm ²
Rated cross section, terminal block / connection terminals max.:	4 mm ²
Ambient temperature range:	-60 °C to +75 °C
Degree of protection in accordance with IEC 60529	without flanges IP66 with flanges IP65

The ratings specified are maximum values, actual values will be subject to the electrical equipment used from case to case. Depending on the system conditions, the mode of operation, the utilisation category, etc., the manufacturer will define the definitive ratings which will be within the range of these limiting values and will comply with the relevant standards.

The maximum permissible ambient temperature range of the terminal housing can be limited by the maximum permissible ambient temperature ranges of the separately certified equipment.

The composition of the protection symbol will be based on the types of protection of the components actually used.

나. Nomenclature

8040	2	2	*-***/**
1	2	3	4

- 1) type series
- 2) enclosure height : 95 mm (high cover) = 2
- 3) enclosure size : 2-fold = 2
- 4) additional information without reference to explosion-protection

다. Notes for installation and use

Equipment of the type of protection Intrinsic Safety "i" shall be installed in such a way that the clearances and creepage distances between intrinsically safe and non-intrinsically safe circuits as set forth in IEC 60079-14 are duly accounted for.

If the clearance requirements for the connectors as specified in IEC 60079-11 cannot be safeguarded with the system installation and layout, wiring, that meets the quality criteria Increased Safety "e" shall be used, or the wiring shall be of the fail-safe type.

When using more than one intrinsically safe circuit, the rules and regulations for interconnection shall duly be observed.

The actual ambient temperature range will be based on the admissible temperature range of the components used.



제20-0271호

안 전 인 증 서

R.STAHL Schaltgerate GmbH

Am Bahnhof 30 D-74638 waldenburg Germany

위 사업장에서 제조하는 아래의 품목이 「산업안전보건법」 제84조 및 같은 법 시행규칙 제110조제1항에 따른 안전인증 심사 결과 안전·보건기준에 적합하므로 안전인증표시의 사용을 인증합니다.

품 목

Control and Signal Device Module

형식 · 모델 / 용량 · 등급 / 인증번호

형식 · 모델	용량 · 등급	인증번호
8040/23*-***/**	[첨부] 참조 Ex tD A21 IP65/66 T80/95°C	20-GA4BO-0271X

인 증 기 준



방호장치 안전인증 고시(고용노동부고시 제2020-33호)

인 증 조 건

Tamb : -60°C ~ +75°C, 뒷면참조

2020년 04월 27일

한국가스안전공사





인 증 조 건

1. 제조공장:

Am Bahnhof 30 74638 Waldenburg Germany에 위치한 R.STAHL Schaltgerate GmbH에서 생산한 제품 중 아래 인증범위의 제품에 한함.

2. 제품개요

The Control and Signal Device Module, type 8040 / 23*-*** / *** consists of one or several plastic enclosures designed to type of protection Increased safety "e". It can be equipped with flanges.

The enclosures can accommodate control and indicator components as well as terminals for intrinsically safe and non-intrinsically safe circuits. The area designated for intrinsically safe circuits will be marked, e.g. by means of light-blue colour.

Connection is by means of explosion-proof cable entries.

All the installed and attached components are tested and certified under separate IECEx certificate.

자세한 사항은 [첨부] 참조.

3. 인증범위: 본 인증서는 아래의 형식번호에 한하여 유효함

품목 명 Control and Signal Device Module 모델 명 8040/23*-***/***에 한하여 인증함.

4. 안전한 사용을 위한 조건

가. 주위사용온도 : -60°C ~ +75°C

나. 인입부는 인증받은 케이블글랜드 또는 sealing fitting을 사용할 것

다. 설치 및 사용 전 사용설명서를 참조할 것

5. 인증(변경)사항

IECEX PTB 06.0025 issue No. 1에 의해 작성되었음

6. 그 밖의 사항

가. 안전인증품의 품질관리, 확인심사 수검, 변경사항 신고 등 인증 받은 자의 의무 준수

나. 확인시험 실시 대상 : IEC 60079-0 Clause 26.5 및 [별표 6의2] 5호에 따라 온도시험을 실시하여 온도등급 결정

다. 본 안전인증서는 반드시 관련 IECEx 인증서(IECEX PTB 06.0025 issue No.1)와 함께 사용



[첨부] 20-GA4BO-0271X

가. Technical data

Type	Length [mm]	Width [mm]	Depth [mm]
8040/23	185	80	95

Rated voltage* up to:	690 V
Rated current* max. *) depending on type of terminal and explosion-proof components used	23 A
Power input for indicator lights max.:	1.5 W
Rated cross section, installations max.:	6 mm ²
Rated cross section, terminal block / connection terminals max.:	4 mm ²
Ambient temperature range:	-60 °C to +75 °C
Degree of protection in accordance with IEC 60529	without flanges IP66 with flanges IP65

The ratings specified are maximum values, actual values will be subject to the electrical equipment used from case to case. Depending on the system conditions, the mode of operation, the utilisation category, etc., the manufacturer will define the definitive ratings which will be within the range of these limiting values and will comply with the relevant standards.

The maximum permissible ambient temperature range of the terminal housing can be limited by the maximum permissible ambient temperature ranges of the separately certified equipment.

The composition of the protection symbol will be based on the types of protection of the components actually used.

나. Nomenclature

8040	2	3	*-***/**
1	2	3	4

- 1) type series
- 2) enclosure height : 95 mm (high cover) = 2
- 3) enclosure size : 3-fold = 3
- 4) additional information without reference to explosion-protection

다. Notes for installation and use

Equipment of the type of protection Intrinsic Safety "i" shall be installed in such a way that the clearances and creepage distances between intrinsically safe and non-intrinsically safe circuits as set forth in IEC 60079-14 are duly accounted for.

If the clearance requirements for the connectors as specified in IEC 60079-11 cannot be safeguarded with the system installation and layout, wiring, that meets the quality criteria Increased Safety "e" shall be used, or the wiring shall be of the fail-safe type.

When using more than one intrinsically safe circuit, the rules and regulations for interconnection shall duly be observed.

The actual ambient temperature range will be based on the admissible temperature range of the components used.