

CERTIFICATE OF CONFORMITY



Member of the FM Global Group

1. HAZARDOUS (CLASSIFIED) LOCATION ELECTRICAL EQUIPMENT PER US REQUIREMENTS

2. **Certificate No:** FM17US0332X
3. **Equipment:** IS1 and IS1+ Remote I/O System
(Type Reference and Name)
4. **Name of Listing Company:** R. STAHL Schaltgeräte GmbH
5. **Address of Listing Company:** Am Bahnhof 30, D-74638 Waldenburg (Württ.), Germany

6. The examination and test results are recorded in confidential report number:

3007532 dated 17th August 2000

7. FM Approvals LLC, certifies that the equipment described has been found to comply with the following Approval standards and other documents:

FM 3600:2022, FM 3610:2021, FM 3611:2021, FM 3615:2022, FM 3810:2021, ANSI/UL 60079-0:2020, ANSI/UL 60079-7:2021, ANSI/UL 60079-11:2018, ANSI/UL 60079-15:2017, ANSI/UL 61010-1:2012, ANSI/UL 121201:2017

8. If the sign 'X' is placed after the certificate number, it indicates that the equipment is subject to specific conditions of use specified in the schedule to this certificate.

9. This certificate relates to the design, examination and testing of the products specified herein. The FM Approvals surveillance audit program has further determined that the manufacturing processes and quality control procedures in place are satisfactory to manufacture the product as examined, tested and Approved.

10. **Equipment Ratings:**

See Annex.

11. **The marking of the equipment shall include:**

See Annex.

12. **Description of Equipment:**

General - The IS1 and IS1+ Remote I/O System is designed to record and output process control signals

Certificate issued by:

J.E. Marquedant
VP, Manager - Electrical Systems

13 September 2023

Date

To verify the availability of the Approved product, please refer to www.approvalguide.com

THIS CERTIFICATE MAY ONLY BE REPRODUCED IN ITS ENTIRETY AND WITHOUT CHANGE

FM Approvals LLC. 1151 Boston-Providence Turnpike, Norwood, MA 02062 USA
T: +1 (1) 781 762 4300 F: +1 (1) 781 762 9375 E-mail: information@fmapprovals.com www.fmapprovals.com

F 347 (Apr 21)



SCHEDULE

US Certificate Of Conformity No: FM17US0332X



Member of the FM Global Group

between hazardous location transducers, sensors and a nonhazardous location automation system.

Construction – The IS1 and IS1+ Remote I/O System consists of modules that can be mounted on a DIN rail with integrated BusRail 9494 components. The electronics housing is non-metallic and the System modules must be installed within a suitable enclosure for the ultimate application. Refer to Control Drawings.

Ratings - The IS1 and IS1+ Remote I/O System operates at DC and AC Voltages, refer to Control Drawing. The modules are rated for use in an enlarged ambient temperature range, see temperature ranges mentioned in the Annex.

13. Specific Conditions of Use:

All Modules:

1. Shall be installed in compliance with the enclosure, mounting, spacing and segregation requirements of the ultimate application.

14. Test and Assessment Procedure and Conditions:

This Certificate has been issued in accordance with FM Approvals US Certification Requirements.

15. Schedule Drawings

A copy of the technical documentation has been kept by FM Approvals.

16. Certificate History

Details of the supplements to this certificate are described below:

Date	Description
17 August 2000	Original Issue.
10 May 2018	<u>Supplement 11:</u> Report Reference: – 3063495 dated 10 th May 2018. Description of the Change: : Addtion of 9490/11-12. Base, 9492/12-11-** and 9490/11-3b. Removal of 9440/12-01-11, 9460/12-08-11, 9461/12-08-11, 9461/12-08-21, 946a/12-08-11, 9470/22-16-11. Digital Input Module, 9475/a2-b-c1, 9480/12-08-11, 9481/12-08-11, 9475/a2-b-c1 and 9491/Z0-VB. Converted certificate to new format.
18 May 2018	<u>Supplement 12:</u> Report Reference: – PR449813 18 th May 2018. Description of the Change: : Addtion of 9445/35-12 Power Module, 9442/35-10-00 CPU Module and 9496/3a-b-00 Socket.

To verify the availability of the Approved product, please refer to www.approvalguide.com

THIS CERTIFICATE MAY ONLY BE REPRODUCED IN ITS ENTIRETY AND WITHOUT CHANGE

FM Approvals LLC. 1151 Boston-Providence Turnpike, Norwood, MA 02062 USA

T: +1 (1) 781 762 4300 F: +1 (1) 781 762 9375 E-mail: information@fmapprovals.com www.fmapprovals.com

F 347 (Apr 21)



SCHEDULE

US Certificate Of Conformity No: FM17US0332X



Member of the FM Global Group

Date	Description
29 May 2018	<u>Supplement 13:</u> Report Reference: – PR449814 dated 29 th May 2018. Description of the Change: : Addition of 9469/35-08-1f, Analog Universal Module HART and 947z/35-16-1f, Digital Output Module.
18 February 2022	<u>Supplement 14:</u> Report Reference: – PR459978 dated 18 th February 2022. Description of the Change: : Update to standards 3600, 3610 and 3810 non technical update . Update of ANSI/UL60079-0 to new version addition of Addition of 9496/35 4 slot module, Zone 2 rating only. No listing change required.
13 September 2023	<u>Supplement 15:</u> Report Reference: PR464390 dated 13 September 2023. Description of the Change(s): (1) For module 9445/35-12, minor design changes to the boards PCB3 and PCB4; (2) Add Specific Condition 2 for module 9445/35-12 only. (3) Removed the following modules: 9460/15-08-12, 9461/15-08-12, 9465/15-08-12, 9466/15-08-12, 9470/25-16-12 Namur, and 9471/15-16-12.


To verify the availability of the Approved product, please refer to www.approvalguide.com

THIS CERTIFICATE MAY ONLY BE REPRODUCED IN ITS ENTIRETY AND WITHOUT CHANGE

FM Approvals LLC. 1151 Boston-Providence Turnpike, Norwood, MA 02062 USA

T: +1 (1) 781 762 4300 F: +1 (1) 781 762 9375 E-mail: information@fmapprovals.com www.fmapprovals.com

F 347 (Apr 21)



Page 3 of 29

SCHEDULE

US Certificate Of Conformity No: FM17US0332X



ANNEX

9440/15-01-11 CPU & Power Module

Equipment Ratings:

Nonincendive for Class I, Division 2, Groups A, B, C, D. Hazardous (Classified) Locations. Class I, Zone 2, Group IIC Hazardous (Classified) Locations. Associated Nonincendive field wiring Circuit for Class I, II, III, Division 2, Groups A, B, C, D, F, G Hazardous (Classified) Locations when installed per manufacturer's control drawings. Associated Nonincendive field wiring Circuit for Class I, Zone 2, Group IIC Hazardous (Classified) Locations when installed per manufacturer's control drawings.

Markings:

CL I, DIV 2, GP A-D; ANI, CL I,II,III, DIV 2, GP A-G;
CL I, Zone 2, IIC T4, SEE DOC. 9440 6 031 002 1
Ta = -20°C to 65°C

Description of Equipment:

9440/15-01-11 CPU & Power Module FM17US0332X

Ta = -20°C to 65°C

Division 2 Zone 2 Profibus Nonincendive field circuits — Fieldbus (X1, X2, X3) connectors;
Voc (Uo) = 13.2 V, Isc (Io) = 110 mA, Ca (Co) = 5 µF, La (Lo) = 6.5 mH

Specific Conditions of Use:

1. BusRail Power Bus Circuit $V_{oc} (U_o) = 26.2$ V. External current limitation for intrinsically safe field circuits is provided by the system modules.

9440/22-01-*1 CPU & Power Module with 9490/11-12 Base

Equipment Ratings:

9440/22-01-a1

Explosionproof for Class I, Division 1, Group A, B, C and D Hazardous (Classified) Locations. Class I, Zone 1, Group IIC Hazardous (Classified) Locations. Associated Apparatus with intrinsically safe connections for Class I, II and III, Division 1, Groups A, B, C, D, E, F and G Hazardous (Classified) Locations when installed per manufacturer's control


To verify the availability of the Approved product, please refer to www.approvalguide.com

THIS CERTIFICATE MAY ONLY BE REPRODUCED IN ITS ENTIRETY AND WITHOUT CHANGE

FM Approvals LLC. 1151 Boston-Providence Turnpike, Norwood, MA 02062 USA

T: +1 (1) 781 762 4300 F: +1 (1) 781 762 9375 E-mail: information@fmapprovals.com www.fmapprovals.com

F 347 (Apr 21)



SCHEDULE

US Certificate Of Conformity No: FM17US0332X



Member of the FM Global Group

drawings. Associated Apparatus with intrinsically safe connections for Class I, Zone 1, Group IIC Hazardous (Classified) Locations when installed per manufacturer's control drawings.

9490/11-12

Nonincendive for Class I, Division 2, Group A, B, C and D Hazardous (Classified) Locations. Class I, Zone 1, Group IIC Hazardous (Classified) Locations. Associated Apparatus with intrinsically safe connections for Class I, II and III, Division 1, Groups A, B, C, D, E, F and G Hazardous (Classified) Locations when installed per manufacturer's control drawings. Associated Apparatus with intrinsically safe connections for Class I, Zone 1, Group IIC Hazardous (Classified) Locations when installed per manufacturer's control drawings.

Markings:

9440/22-01-a1

XP; CL I, DIV 1, GP A,B,C,D;
AIS; CL I,II,III, DIV 1, GP A,B,C,D,E,F,G;
CL I, ZONE 1, AEx [ib] IIC T4;
SEE DOC. 9440 6 031 001 1
Ta = -20°C to 65°C

9490/11-12

NI; CL I, DIV 2, GP A-D; CL I, ZONE 1, AEx eb ia IIC T4 Gb;
SEE DOC. 9440 6 031 001 1
Ta = -20°C to 65°C

Description of Equipment:

9440/22-01-a1 CPU & Power Module with 9490/11-12 Base FM17US0332X

Ta = -20°C to 65°C
a = Version: 1 or 2

Entity Parameters — Fieldbus (X1, X2, X3), RS 485 connectors, Pins 3, 5, 6, 8;
Voc (Uo) = ±3.7 V, Isc (Io) = 134 mA, Po = 124 mW, Ca (Co) = 1000 µF, La (Lo) = 1.9 mH,
Vmax (Ui) = ±4.2 V, Ci = 0, Li = 0.

Specific Conditions of Use:

1. Shall be installed in compliance with the enclosure, mounting, spacing and segregation requirements of the ultimate application.

To verify the availability of the Approved product, please refer to www.approvalguide.com

THIS CERTIFICATE MAY ONLY BE REPRODUCED IN ITS ENTIRETY AND WITHOUT CHANGE

FM Approvals LLC. 1151 Boston-Providence Turnpike, Norwood, MA 02062 USA
T: +1 (1) 781 762 4300 F: +1 (1) 781 762 9375 E-mail: information@fmapprovals.com www.fmapprovals.com

F 347 (Apr 21)



SCHEDULE

US Certificate Of Conformity No: FM17US0332X



9440/22-01-*1 CPU & Power Module with 9490/12-12 Base

Equipment Ratings:

Explosionproof for Class I, Division 1, Group A, B, C and D Hazardous (Classified) Locations. Class I, Zone 1, Group IIC Hazardous (Classified) Locations. Associated Apparatus with intrinsically safe connections for Class I, II and III, Division 1, Groups A, B, C, D, E, F and G Hazardous (Classified) Locations when installed per manufacturer's control drawings. Associated Apparatus with intrinsically safe connections for Class I, Zone 1, Group IIC Hazardous (Classified) Locations when installed per manufacturer's control drawings.

Markings:

9440/22-01-a1

XP; CL I, DIV 1, GP A,B,C,D;
AIS; CL I,II,III, DIV 1, GP A,B,C,D,E,F,G;
CL I, ZONE 1, AEx [ib] IIC T4;
SEE DOC. 9440 6 031 001 1
Ta = -20°C to 65°C

9490/12-12

XP; CL I, DIV 1, GP A-D; CL I, Zone 1, IIC T4
SEE DOC. 9440 6 031 001 1
Ta = -20°C to 65°C

Description of Equipment:

9440/22-01-a1 CPU & Power Module with 9490/12-12 Base FM17US0332X

Ta = -20°C to 65°C
a = Version: 1 or 2

Entity Parameters — Fieldbus (X1, X2, X3), RS 485 connectors, Pins 3, 5, 6, 8;
Voc (Uo) = ±3.7 V, Isc (Io) = 134 mA, Po = 124 mW, Ca (Co) = 1000 µF, La (Lo) = 1.9 mH,
Vmax (Ui) = ±4.2 V, Ci = 0, Li = 0.

Specific Conditions of Use:

1. Shall be installed in compliance with the enclosure, mounting, spacing and segregation requirements of the ultimate application.

To verify the availability of the Approved product, please refer to www.approvalguide.com

THIS CERTIFICATE MAY ONLY BE REPRODUCED IN ITS ENTIRETY AND WITHOUT CHANGE

FM Approvals LLC. 1151 Boston-Providence Turnpike, Norwood, MA 02062 USA
T: +1 (1) 781 762 4300 F: +1 (1) 781 762 9375 E-mail: information@fmaprovals.com www.fmaprovals.com

F 347 (Apr 21)



SCHEDULE

US Certificate Of Conformity No: FM17US0332X



Member of the FM Global Group

9441/12-0*-*0 CPU & 9444/12-11 Power Module with 9492/13-13-** Base

Equipment Ratings:

Explosionproof for Class I, Division 1, Group A, B, C and D Hazardous (Classified) Locations. Class I, Zone 1, Group IIC Hazardous (Classified) Locations. Associated Apparatus with intrinsically safe connections for Class I, II and III, Division 1, Groups A, B, C, D, E, F and G Hazardous (Classified) Locations when installed per manufacturer's control drawings. Associated Apparatus with intrinsically safe connections for Class I, Zone 0, Group IIC Hazardous (Classified) Locations when installed per manufacturer's control drawings.

Markings:

9441/12-0*-*0 and 9444/12-11

XP; CL I, DIV 1, GP A,B,C,D;
AIS; CL I,II,III, DIV 1, GP A,B,C,D,E,F,G;
CL I, ZONE 1, AEx [ia] IIC T4;
SEE DOC. 9441 6 031 001 1
Ta = -20°C to 65°C

9492/13-13-**(for Type 9441/12-0*-*0 and 9444/12-11):

XP; CL I, DIV 1, GP A,B,C,D; CL I, ZONE 1, IIC;
T4 at Ta = -20°C to 65 °C; SEE DOC. 9441 6 031 001 1

Description of Equipment:

9441/12-0a-b0 CPU and 9444/12-11 Power Module with 9492/13-13-cd Base FM17US0332X

Ta = -20°C to 65°C

a = Output: 0, 1, 2, 3, 4, 5, 6, 7, 8 or 9
b = Protocol: 0, 1, 2, 3, 4, 5, 6, 7, 8 or 9
c = Protocol: 0, 1, 2, 3, 4, 5, 6, 7, 8 or 9
d = Option: 1 or 2

Entity Parameters: RS 485 connectors X9;

Voc (Uo) = ±3.7 V, Isc (Io) = 134 mA, Po = 124 mW, Ca (Co) = 1000 µF, La (Lo) = 1.9 mH,
Vmax (Ui) = ±4.2 V, Imax (Ii) = 0, Ci = 0, Li = 0;

Specific Conditions of Use:

1. Shall be installed in compliance with the enclosure, mounting, spacing and segregation requirements of the ultimate application.

To verify the availability of the Approved product, please refer to www.approvalguide.com

THIS CERTIFICATE MAY ONLY BE REPRODUCED IN ITS ENTIRETY AND WITHOUT CHANGE

FM Approvals LLC. 1151 Boston-Providence Turnpike, Norwood, MA 02062 USA

T: +1 (1) 781 762 4300 F: +1 (1) 781 762 9375 E-mail: information@fmaprovals.com www.fmaprovals.com

F 347 (Apr 21)



SCHEDULE

US Certificate Of Conformity No: FM17US0332X



9441/12-0*-*0 CPU and 9444/12-11 Power Module with 9492/12-1*-** Base

Equipment Ratings:

9441/12-0a-b0 and 9444/12-11

Explosionproof for Class I, Division 1, Group A, B, C and D Hazardous (Classified) Locations. Class I, Zone 1, Group IIC Hazardous (Classified) Locations. Associated Apparatus with intrinsically safe connections for Class I, II and III, Division 1, Groups A, B, C, D, E, F and G Hazardous (Classified) Locations when installed per manufacturer's control drawings. Associated Apparatus with intrinsically safe connections for Class I, Zone 0, Group IIC Hazardous (Classified) Locations when installed per manufacturer's control drawings.

9492/12-1c-de

Nonincendive for Class I, Division 2, Group A, B, C and D Hazardous (Classified) Locations. Class I, Zone 1, Group IIC Hazardous (Classified) Locations when installed per manufacture's control drawings.

Markings:

9441/12-0a-b0 and 9444/12-11

XP; CL I, DIV 1, GP A,B,C,D;
AIS; CL I,II,III, DIV 1, GP A,B,C,D,E,F,G;
CL I, ZONE 1, AEx [ia] IIC T4;
SEE DOC. 9441 6 031 001 1
Ta = -20°C to 65°C

9492/12-1c-de

NI; CL I, DIV 2, GP A,B,C,D; CL I, ZONE 1, IIC;
T4 at Ta = 65 °C; SEE DOC. 9441 6 031 001 1

Description of Equipment:

9441/12-0a-b0 CPU and 9444/12-11 Power Module with 9492/12-1c-de Base FM17US0332X

Ta = -20°C to 65°C

a = Output: 0, 1, 2, 3, 4, 5, 6, 7, 8 or 9

b = Protocol: 0, 1, 2, 3, 4, 5, 6, 7, 8 or 9

c = Option: 1 or 3

d = Protocol: 0 to 9

e = Option: 1 or 2

Entity Parameters: RS 485 connectors X9;

Voc (Uo) = ±3.7 V, Isc (Io) = 134 mA, Po = 124 mW, Ca (Co) = 1000 µF, La (Lo) = 1.9 mH,

Vmax (Ui) = ±4.2 V, Imax (Ii) = 0, Ci = 0, Li = 0;


To verify the availability of the Approved product, please refer to www.approvalguide.com

THIS CERTIFICATE MAY ONLY BE REPRODUCED IN ITS ENTIRETY AND WITHOUT CHANGE

FM Approvals LLC. 1151 Boston-Providence Turnpike, Norwood, MA 02062 USA

T: +1 (1) 781 762 4300 F: +1 (1) 781 762 9375 E-mail: information@fmapprovals.com www.fmapprovals.com

F 347 (Apr 21)



SCHEDULE

US Certificate Of Conformity No: FM17US0332X



Member of the FM Global Group

Specific Conditions of Use:

1. Shall be installed in compliance with the enclosure, mounting, spacing and segregation requirements of the ultimate application.

9441/15-0*-*0 CPU & 9444/15-11 Power Module with 9492/15-1*-* Base

Equipment Ratings:

Nonincendive for Class I, Division 2, Group A, B, C and D with intrinsically safe connections for Class I, II, III, Division 1, Groups A, B, C, D, E, F, G Hazardous (Classified) Locations when installed per manufacturer's control drawings.
Non-Sparking for Class I, Zone 2, Group IIC with intrinsically safe connections for Class I, Zone 0, Group IIC Hazardous (Classified) Locations when installed per manufacturer's control drawings.

Markings:

9441/15-0*-*0 and 9444/15-11

NI; CL I, DIV 2, GP A,B,C,D;
AIS; CL I,II,III, DIV 1, GP A,B,C,D,E,F,G;
CL I, ZONE 2, AEx [ia] IIC T4;
SEE DOC. 9441 6 031 002 1
Ta = -20°C to 65°C

9492/15-1*-*

NI; CL I, DIV 2, GP A,B,C,D; CL I, ZONE 2, IIC;
T4 at Ta = -20°C to 65°C; SEE DOC. 9441 6 031 002 1

Description of Equipment:

9441/15-0a-b0. CPU & 9444/15-11 Power Module with 9492/15-1c-de Base FM17US0332X

Ta = -20°C to 65 °C

a = Output: 0, 1, 2, 3, 4, 5, 6, 7, 8 or 9
b = Protocol: 0, 1, 2, 3, 4, 5, 6, 7, 8 or 9
c = Option: 1 or 3
d = Protocol: 0, 1, 2, 3, 4, 5, 6, 7, 8 or 9
e = Option: 1 or 2

Entity Parameters: RS 485 connectors X9;

Voc (Uo) = ±3.7 V, Isc (Io) = 134 mA, Po = 124 mW, Ca (Co) = 1000 µF, La (Lo) = 1.9 mH

Vmax (Ui) = ±4.2 V, Imax (Ii) = 0, Ci = 0, Li = 0.

To verify the availability of the Approved product, please refer to www.approvalguide.com

THIS CERTIFICATE MAY ONLY BE REPRODUCED IN ITS ENTIRETY AND WITHOUT CHANGE

FM Approvals LLC. 1151 Boston-Providence Turnpike, Norwood, MA 02062 USA

T: +1 (1) 781 762 4300 F: +1 (1) 781 762 9375 E-mail: information@fmapprovals.com www.fmapprovals.com

F 347 (Apr 21)



SCHEDULE

US Certificate Of Conformity No: FM17US0332X



Specific Conditions of Use:

1. Shall be installed in compliance with the enclosure, mounting, spacing and segregation requirements of the ultimate application.

9442/35-10-00 CPU Module

Equipment Ratings:

Nonincendive for Class I, Division 2, Group A, B, C and D Hazardous (Classified) Locations with system internal intrinsically safe circuits for Class I, Division 1, Group A, B, C and D Hazardous (Classified) Locations when installed per manufacturer's control drawings. Increased Safety for Class I, Zone 2, Group IIC Hazardous (Classified) Locations with system internal Intrinsically Safe circuits for Class I, Zone 1, Group IIC Hazardous (Classified) Locations when installed per manufacturer's control drawings.

Markings:

CL I, DIV 2, GP A-D;
CL I, Zone 2, AEx ec ia [ja Ga] IIC T4 Gc;
SEE DOC. 9442 6 031 002 1
Ta = -40°C ... +75°C

Description of Equipment:

9442/35-10-00 CPU Module
FM17US0332X
Ta = -40°C ... +75°C

Specific Conditions of Use:

1. Shall be installed in compliance with the enclosure, mounting, spacing and segregation requirements of the ultimate application.

9445/35-12 Power Module

Equipment Ratings:

Nonincendive for Class I, Division 2, Group A, B, C and D Hazardous (Classified) Locations with system internal intrinsically safe circuits for Class I, Division 1, Group A, B, C and D Hazardous (Classified) Locations when installed per manufacturer's control drawings. Increased Safety for Class I, Zone 2, Group IIC Hazardous (Classified) Locations

To verify the availability of the Approved product, please refer to www.approvalguide.com

THIS CERTIFICATE MAY ONLY BE REPRODUCED IN ITS ENTIRETY AND WITHOUT CHANGE

FM Approvals LLC. 1151 Boston-Providence Turnpike, Norwood, MA 02062 USA
T: +1 (1) 781 762 4300 F: +1 (1) 781 762 9375 E-mail: information@fmapprovals.com www.fmapprovals.com

F 347 (Apr 21)



SCHEDULE

US Certificate Of Conformity No: FM17US0332X



Member of the FM Global Group

with system internal Intrinsically Safe circuits for Class I, Zone 1, Group IIC Hazardous (Classified) Locations when installed per manufacturer's control drawings.

Markings:

CL I, DIV 2, GP A-D;
CL I, Zone 2, AEx ec [ia Ga, ib Gb] IIC T4 Gc;
SEE DOC. 9442 6 031 002 1
Ta = -40°C ... +75°C

Description of Equipment:

9445/35-12 Power Module
FM17US0332X
Ta = -40°C ... +75°C

Specific Conditions of Use:

1. Shall be installed in compliance with the enclosure, mounting, spacing and segregation requirements of the ultimate application.
2. (For model 9445/35 only) For installation in Zone 2 locations, the IS+ system shall be installed within an enclosure which has a minimum rating of IP54 in accordance with ANSI/UL 60079-0 (or CAN/CSA-C22.2 no. 60079-0 for Canada), with a pollution degree of 1 or 2.

9462/12-0*-11 Safety Analog Input Module HART

Equipment Ratings:

Intrinsically safe for Class I, Division 1, Group A, B, C and D with intrinsically safe connections for Class I, II, III, Division 1, Groups A, B, C, D, E, F, and G Hazardous (Classified) Locations when installed per manufacture's control drawings. Intrinsically Safe for Class I, Zone 1, Group IIC with intrinsically safe connections for Class I, Zone 0, Group IIC Hazardous (Classified) Locations when installed per manufacturer's control drawings.

Markings:

IS; CL I,II,III, DIV 1, GP A-G; CL I, ZONE 1, AEx ib [ia] IIC;
T4 at Ta = -20°C to 65°C; SEE DOC. 9462 6 031 001 1

Description of Equipment:

To verify the availability of the Approved product, please refer to www.approvalguide.com

THIS CERTIFICATE MAY ONLY BE REPRODUCED IN ITS ENTIRETY AND WITHOUT CHANGE

FM Approvals LLC. 1151 Boston-Providence Turnpike, Norwood, MA 02062 USA
T: +1 (1) 781 762 4300 F: +1 (1) 781 762 9375 E-mail: information@fmapprovals.com www.fmapprovals.com

F 347 (Apr 21)



SCHEDULE

US Certificate Of Conformity No: FM17US0332X



Member of the FM Global Group

9462/12-0d-11 Safety Analog Input Module HART FM17US0332X

Ta = -20°C to 65°C

d = Number of channels: 6 or 8.

For Entity Parameters reference control drawing 9462 6 031 001 1.

Specific Conditions of Use:

1. Shall be installed in compliance with the enclosure, mounting, spacing and segregation requirements of the ultimate application.
2. Shall be used together with a 9440 CPU & Power Module or 9441 CPU Module, 9444 Power Module or 9442 CPU Module, or 9445 Power Module.

9468/32-08-1* Analog Universal Module HART

Equipment Ratings:

Intrinsically safe for Class I, Division 1, Group A, B, C and D with intrinsically safe connections for Class I, II, III, Division 1, Groups A, B, C, D, E, F, and G Hazardous (Classified) Locations when installed per manufacture's control drawings. Intrinsically Safe for Class I, Zone 1, Group IIC with intrinsically safe connections for Class I, Zone 0, Group IIC Hazardous (Classified) Locations when installed per manufacture's control drawings.

Markings:

IS; CL I,II,III, DIV 1, GP A,B,C,D,E,F,G;

AIS; CL I,II,III, DIV 1, GP A,B,C,D,E,F,G;

CL I, ZONE 1, AEx ia [ia] IIC;

T4 at Ta = -40°C to 75 °C; SEE DOC. 9468 6 031 001 1

Description of Equipment:

9468/32-08-1f Analog Universal Module HART FM17US0332X

Ta = -40°C to 75°C

f = Options: 0 or 1

For Entity Parameters reference control drawing 9468 6 031 001 1.

To verify the availability of the Approved product, please refer to www.approvalguide.com

THIS CERTIFICATE MAY ONLY BE REPRODUCED IN ITS ENTIRETY AND WITHOUT CHANGE

FM Approvals LLC. 1151 Boston-Providence Turnpike, Norwood, MA 02062 USA

T: +1 (1) 781 762 4300 F: +1 (1) 781 762 9375 E-mail: information@fmapprovals.com www.fmapprovals.com

F 347 (Apr 21)



SCHEDULE

US Certificate Of Conformity No: FM17US0332X



Specific Conditions of Use:

1. Shall be installed in compliance with the enclosure, mounting, spacing and segregation requirements of the ultimate application.
2. Shall be used together with a 9440 CPU & Power Module or 9441 CPU Module, 9444 Power Module or 9442 CPU Module, or 9445 Power Module.

9468/33-08-1* Analog Universal Module HART

Equipment Ratings:

Nonincendive for Class I, Division 2, Group A, B, C and D with intrinsically safe connections for Class I, II, III, Division 1, Groups A, B, C, D, E, F, G Hazardous (Classified) Locations when installed per manufacture's control drawings.
Non-Sparking for Class I, Zone 2, Group IIC with intrinsically safe connections for Class I, Zone 0, Group IIC Hazardous (Classified) Locations when installed per manufacture's control drawings.

Markings:

NI, CL I,II,III, DIV 2, GP A,B,C,D,E,F,G;
AIS, CL I,II,III, DIV 1, GP A,B,C,D,E,F,G;
CL I, ZONE 2, AEx nA ia [ia] IIC;
T4 at Ta = -40°C to 75 °C; SEE DOC. 9468 6 031 002 1

Description of Equipment:

9468/33-08-1f Analog Universal Module HART

FM17US0332X

Ta = -40°C to 75°C

f = Options: 0 or 1

For Entity Parameters reference control drawing 9468 6 031 002 1

Specific Conditions of Use:

1. Shall be installed in compliance with the enclosure, mounting, spacing and segregation requirements of the ultimate application.
2. Shall be used together with a 9440 CPU & Power Module or 9441 CPU Module, 9444 Power Module or 9442 CPU Module, or 9445 Power Module.


To verify the availability of the Approved product, please refer to www.approvalguide.com

THIS CERTIFICATE MAY ONLY BE REPRODUCED IN ITS ENTIRETY AND WITHOUT CHANGE

FM Approvals LLC. 1151 Boston-Providence Turnpike, Norwood, MA 02062 USA

T: +1 (1) 781 762 4300 F: +1 (1) 781 762 9375 E-mail: information@fmapprovals.com www.fmapprovals.com

F 347 (Apr 21)



SCHEDULE

US Certificate Of Conformity No: FM17US0332X



9469/35-08-1* Analog Universal Module HART

Equipment Ratings:

Nonincendive for Class I, Division 2, Groups A, B, C, D Hazardous (Classified) Locations with system internal intrinsically safe circuits for Class I, Division 2, Group A, B, C and D Hazardous (Classified) Locations when installed per manufacture's control drawings. Increased safety or Non Sparking for Class I, Zone 2, Group IIC Hazardous (Classified) Locations with system internal intrinsically safe circuits for Class I, Zone 2, Group IIC Hazardous (Classified) Locations when installed per manufacture's control drawings.

Markings:

CL I, DIV 2, GP A-D;
CL I, ZONE 2, AEx ec ic IIC T4 Gc;
SEE DOC. 9469 6 031 001 1
Ta = -40°C ... +75°C

Description of Equipment:

**9469/35-08-1f Analog Universal Module HART
FM17US0332X**

Ta = -40°C to 75°C
f = Options; 0, 1 or 2

Specific Conditions of Use:

1. Shall be installed in compliance with the enclosure, mounting, spacing and segregation requirements of the ultimate application.
2. Shall be used together with a 9440 CPU & Power Module or 9441 CPU Module, 9444 Power Module or 9442 CPU Module, or 9445 Power Module.

9470/32-16-1* Digital Input Module

Equipment Ratings:

Intrinsically safe for Class I, Division 1, Group A, B, C and D with intrinsically safe connections for Class I, II, III, Division 1, Groups A, B, C, D, E, F, and G Hazardous (Classified) Locations when installed per manufacture's control drawings. Intrinsically Safe for Class I, Zone 1, Group IIC with intrinsically safe connections for Class I, Zone 0, Group IIC Hazardous (Classified) Locations when installed per manufacturer's control drawings.

To verify the availability of the Approved product, please refer to www.approvalguide.com

THIS CERTIFICATE MAY ONLY BE REPRODUCED IN ITS ENTIRETY AND WITHOUT CHANGE

FM Approvals LLC. 1151 Boston-Providence Turnpike, Norwood, MA 02062 USA
T: +1 (1) 781 762 4300 F: +1 (1) 781 762 9375 E-mail: information@fmapprovals.com www.fmapprovals.com

F 347 (Apr 21)



SCHEDULE

US Certificate Of Conformity No: FM17US0332X



Markings:

IS; CL I,II,III, DIV 1, GP A,B,C,D,E,F,G;
AIS; CL I,II,III, DIV 1, GP A,B,C,D,E,F,G;
CL I, ZONE 1, AEx ia [ia] IIC;
T4 at Ta = -40°C to 75 °C; SEE DOC. 9470 6 031 001 1

Description of Equipment:

9470/32-16-1f Digital Input Module

FM17US0332X

Ta = -40°C to 75°C

f = Options: 0 or 1

For Entity Parameters reference control drawing 9470 6 031 001 1.

Specific Conditions of Use:

1. Shall be installed in compliance with the enclosure, mounting, spacing and segregation requirements of the ultimate application.
2. Shall be used together with a 9440 CPU & Power Module or 9441 CPU Module, 9444 Power Module or 9442 CPU Module, or 9445 Power Module.

9470/33-16-1* Digital Input Module

Equipment Ratings:

Nonincendive for Class I, Division 2, Group A, B, C and D with intrinsically safe connections for Class I, II, III, Division 1, Groups A, B, C, D, E, F, G Hazardous (Classified) Locations when installed per manufacture's control drawings.
Non-Sparking for Class I, Zone 2, Group IIC with intrinsically safe connections for Class I, Zone 0, Group IIC Hazardous (Classified) Locations when installed per manufacturer's control drawings.

Markings:

NI, CL I,II,III, DIV 2, GP A,B,C,D,E,F,G;
AIS, CL I,II,III, DIV 1, GP A,B,C,D,E,F,G;
CL I, ZONE 2, AEx nA ia [ia] IIC;
T4 at Ta = -40°C to 75 °C; SEE DOC. 9470 6 031 002 1

To verify the availability of the Approved product, please refer to www.approvalguide.com

THIS CERTIFICATE MAY ONLY BE REPRODUCED IN ITS ENTIRETY AND WITHOUT CHANGE

FM Approvals LLC. 1151 Boston-Providence Turnpike, Norwood, MA 02062 USA

T: +1 (1) 781 762 4300 F: +1 (1) 781 762 9375 E-mail: information@fmapprovals.com www.fmapprovals.com

F 347 (Apr 21)



SCHEDULE

US Certificate Of Conformity No: FM17US0332X



Description of Equipment:

9470/33-16-1f Digital Input Module FM17US0332X

Ta = -40°C to 75°C
f = Options: 0 or 1

For Entity Parameters reference control drawing 9470 6 031 002 1

Specific Conditions of Use:

1. Shall be installed in compliance with the enclosure, mounting, spacing and segregation requirements of the ultimate application.
2. Shall be used together with a 9440 CPU & Power Module or 9441 CPU Module, 9444 Power Module or 9442 CPU Module, or 9445 Power Module.

9471/35-16-1* and 9472/35-16-1* Digital Output Module

Equipment Ratings:

Nonincendive for Class I, Division 2, Groups A, B, C, D Hazardous (Classified) Locations with system internal intrinsically safe circuits for Class I, Division 2, Group A, B, C and D Hazardous (Classified) Locations when installed per manufacturer's control drawings. Increased safety or Non Sparking for Class I, Zone 2, Group IIC Hazardous (Classified) Locations with system internal intrinsically safe circuits for Class I, Zone 2, Group IIC Hazardous (Classified) Locations when installed per manufacturer's control drawings.

Markings:

9471/35-16-1*

CL I, DIV 2, GP A-D;
CL I, ZONE 2, AEx ec ic IIC T4 Gc;
SEE DOC. 9471 6 031 001 1
Ta = -40°C ... +75°C

9472/35-16-1*

CL I, DIV 2, GP A-D;
CL I, ZONE 2, AEx ec ic IIC T4 Gc;
SEE DOC. 9472 6 031 001 1
Ta = -40°C ... +75°C

To verify the availability of the Approved product, please refer to www.approvalguide.com

THIS CERTIFICATE MAY ONLY BE REPRODUCED IN ITS ENTIRETY AND WITHOUT CHANGE

FM Approvals LLC. 1151 Boston-Providence Turnpike, Norwood, MA 02062 USA

T: +1 (1) 781 762 4300 F: +1 (1) 781 762 9375 E-mail: information@fmapprovals.com www.fmapprovals.com

F 347 (Apr 21)



SCHEDULE

US Certificate Of Conformity No: FM17US0332X



Description of Equipment:

947z/35-16-1f Digital Output Module FM17US0332X

Ta = -40°C to 75°C

z = Output design; 1 or 2

f = Options; 0, 1 or 2

Specific Conditions of Use:

1. Shall be installed in compliance with the enclosure, mounting, spacing and segregation requirements of the ultimate application.
2. Shall be used together with a 9440 CPU & Power Module or 9441 CPU Module, 9444 Power Module or 9442 CPU Module, or 9445 Power Module.

9475/32-0*-** Digital Output Module

Equipment Ratings:

Intrinsically safe for Class I, Division 1, Group A, B, C and D with intrinsically safe connections for Class I, II, III, Division 1, Groups A, B, C, D, E, F, and G Hazardous (Classified) Locations when installed per manufacturer's control drawings. Intrinsically Safe for Class I, Zone 1, Group IIC with intrinsically safe connections for Class I, Zone 0, Group IIC Hazardous (Classified) Locations when installed per manufacturer's control drawings.

Markings:

9475/32-04-e* (e = 1 - 3)

IS; CL I,II,III, DIV 1, GP A,B,C,D,E,F,G;

AIS; CL I,II,III, DIV 1, GP A,B,C,D,E,F,G;

CL I, ZONE 1, AEx ia [ia] IIC;

T4 at Ta = -40°C to 75 °C; SEE DOC. 9475 6 031 001 1

9475/32-08-e* (e = 4 - 6)

IS; CL I,II,III, DIV 1, GP A,B,C,D,E,F,G;

AIS; CL I,II,III, DIV 1, GP A,B,C,D,E,F,G;

CL I, ZONE 1, AEx ia [ia] IIC;

T4 at Ta = -40°C to 75 °C; SEE DOC. 9475 6 031 002 1

Description of Equipment:

To verify the availability of the Approved product, please refer to www.approvalguide.com

THIS CERTIFICATE MAY ONLY BE REPRODUCED IN ITS ENTIRETY AND WITHOUT CHANGE

FM Approvals LLC. 1151 Boston-Providence Turnpike, Norwood, MA 02062 USA

T: +1 (1) 781 762 4300 F: +1 (1) 781 762 9375 E-mail: information@fmaprovals.com www.fmaprovals.com

F 347 (Apr 21)



SCHEDULE

US Certificate Of Conformity No: FM17US0332X



Member of the FM Global Group

9475/32-0d-ef Digital Output Module FM17US0332X

Ta = -40°C to 75°C

d = Number of channels: 4 or 8

e = Type: 1, 2, 3, 4, 5 or 6

f = Options: 0, 1 or 2

For Entity Parameters reference control drawing 9475 6 031 001 1 or 9475 6 031 002 1

Specific Conditions of Use:

1. Shall be installed in compliance with the enclosure, mounting, spacing and segregation requirements of the ultimate application.
2. Shall be used together with a 9440 CPU & Power Module or 9441 CPU Module, 9444 Power Module or 9442 CPU Module, or 9445 Power Module.

9475/32-04-7* Digital Output Module

Equipment Ratings:

Intrinsically safe for Class I, Division 2, Group A, B, C and D with nonincendive field wiring connections for Class I, II, III, Division 2, Groups A, B, C, D, E, F and G Hazardous (Classified) Locations when installed per manufacturer's control drawings. Intrinsically safe for Class I, Zone 1, Group IIC with intrinsically safe connections for Class I, Zone 1 Group IIC Hazardous (Classified) Locations when installed per manufacturer's control drawings.

Markings:

IS; CL I,II,III, DIV 2, GP A,B,C,D,E,F,G;

NIFW; CL I,II,III, DIV 2, GP A,B,C,D,E,F,G;

CL I, ZONE 1, AEx ia [ib] IIC;

T4 at Ta = -40°C to 75 °C; SEE DOC. 9475 6 031 005 1

Description of Equipment:

9475/32-04-7f Digital Output Module FM17US0332X

Ta = -40°C to 75°C

f = Options: 0, 1 or 2

For Entity Parameters reference control drawing 9475 6 031 005 1

To verify the availability of the Approved product, please refer to www.approvalguide.com

THIS CERTIFICATE MAY ONLY BE REPRODUCED IN ITS ENTIRETY AND WITHOUT CHANGE

FM Approvals LLC. 1151 Boston-Providence Turnpike, Norwood, MA 02062 USA

T: +1 (1) 781 762 4300 F: +1 (1) 781 762 9375 E-mail: information@fmapprovals.com www.fmapprovals.com

F 347 (Apr 21)



SCHEDULE

US Certificate Of Conformity No: FM17US0332X



Member of the FM Global Group

Specific Conditions of Use:

1. Shall be installed in compliance with the enclosure, mounting, spacing and segregation requirements of the ultimate application.
2. Shall be used together with a 9440 CPU & Power Module or 9441 CPU Module, 9444 Power Module or 9442 CPU Module, or 9445 Power Module.

9475/33-0*-** Digital Output Module

Equipment Ratings:

Nonincendive for Class I, Division 2, Group A, B, C and D with intrinsically safe connections for Class I, II, III, Division 1, Groups A, B, C, D, E, F, G Hazardous (Classified) Locations when installed per manufacturer's control drawings.
Non-Sparking for Class I, Zone 2, Group IIC with intrinsically safe connections for Class I, Zone 0, Group IIC Hazardous (Classified) Locations when installed per manufacturer's control drawings.

Markings:

9475/33-04-e* (e = 1-3)

NI, CL I,II,III, DIV 2, GP A,B,C,D,E,F,G;
AIS, CL I,II,III, DIV 1, GP A,B,C,D,E,F,G;
CL I, ZONE 2, AEx nA ia [ia] IIC;
T4 at Ta = -40°C to 75 °C; SEE DOC. 9475 6 031 003 1

9475/33-08-e* (e = 4-6)

NI, CL I,II,III, DIV 2, GP A,B,C,D,E,F,G;
AIS, CL I,II,III, DIV 1, GP A,B,C,D,E,F,G;
CL I, ZONE 2, AEx nA ia [ia] IIC;
T4 at Ta = -40°C to 75 °C; SEE DOC. 9475 6 031 004 1

Description of Equipment:

9475/33-0d-ef Digital Output Module FM17US0332X

Ta = -40°C to 75°C
d = Number of channels: 4 or 8
e = Type: 1, 2, 3, 4, 5 or 6
f = Options: 0, 1 or 2

For Entity Parameters reference control drawing 9475 6 031 003 1 or 9475 6 031 004 1.

To verify the availability of the Approved product, please refer to www.approvalguide.com

THIS CERTIFICATE MAY ONLY BE REPRODUCED IN ITS ENTIRETY AND WITHOUT CHANGE

FM Approvals LLC. 1151 Boston-Providence Turnpike, Norwood, MA 02062 USA
T: +1 (1) 781 762 4300 F: +1 (1) 781 762 9375 E-mail: information@fmapprovals.com www.fmapprovals.com

F 347 (Apr 21)



SCHEDULE

US Certificate Of Conformity No: FM17US0332X



Member of the FM Global Group

Specific Conditions of Use:

1. Shall be installed in compliance with the enclosure, mounting, spacing and segregation requirements of the ultimate application.
2. Shall be used together with a 9440 CPU & Power Module or 9441 CPU Module, 9444 Power Module or 9442 CPU Module, or 9445 Power Module.

9475/33-04-7* Digital Output Module

Equipment Ratings:

Nonincendive for Class I, Division 2, Group A, B, C and D with nonincendive field wiring connections for Class I, II, III, Division 2, Groups A, B, C, D, E, F and G Hazardous (Classified) Locations when installed per manufacturer's control drawings. Non-Sparking for Class I, Zone 2, Group IIC with intrinsically safe connections for Class I, Zone 1 Group IIC Hazardous (Classified) Locations when installed per manufacturer's control drawings.

Markings:

NI; CL I,II,III, DIV 2, GP A,B,C,D,E,F,G;
NIFW; CL I,II,III, DIV 2, GP A,B,C,D,E,F,G;
CL I, ZONE 2, AEx nA ia [ib] IIC;
T4 at Ta = -40°C to 75 °C; SEE DOC. 9475 6 031 005 1

Description of Equipment:

9475/33-04-7f Digital Output Module

FM17US0332X

Ta = -40°C to 75°C

f = Options: 0, 1 or 2

For Entity Parameters reference control drawing 9475 6 031 005 1

Specific Conditions of Use:

1. Shall be installed in compliance with the enclosure, mounting, spacing and segregation requirements of the ultimate application.
2. Shall be used together with a 9440 CPU & Power Module or 9441 CPU Module, 9444 Power Module or 9442 CPU Module, or 9445 Power Module.

To verify the availability of the Approved product, please refer to www.approvalguide.com

THIS CERTIFICATE MAY ONLY BE REPRODUCED IN ITS ENTIRETY AND WITHOUT CHANGE

FM Approvals LLC. 1151 Boston-Providence Turnpike, Norwood, MA 02062 USA

T: +1 (1) 781 762 4300 F: +1 (1) 781 762 9375 E-mail: information@fmapprovals.com www.fmapprovals.com

F 347 (Apr 21)



SCHEDULE

US Certificate Of Conformity No: FM17US0332X



Member of the FM Global Group

9477/12-0*-12 Digital Output Module Relay with 9490/12-3* Base or with 9490/11-3* Base

Equipment Ratings:

Explosionproof for Class I, Division 1, Group A, B, C and D Hazardous (Classified) Locations with conduit circuits for Class I, Division 1, Group A, B, C and D Hazardous (Classified) Locations when installed per manufacturer's control drawings. Explosionproof for Class I, Division 2, Group A, B, C and D Hazardous (Classified) Locations with nonincendive circuits for Class I, Division 2, Group A, B, C and D Hazardous Locations when installed per manufacturer's control drawings. Explosionproof for Class I, Zone 1, Group IIC with non-sparking circuits for Class I, Zone 2, Group IIC Hazardous (Classified) Locations when installed per manufacturer's control drawings.

Markings:

9477/12-0*-12

XP; CL I, DIV 1, GP A,B,C,D; CL I, ZONE 1, IIC T4;
SEE DOC. 9477 6 031 001 1
Ta = -20°C to 65 °C

9490/11-3* (for Type 9477/12-0*-12)

NI; CL I, DIV 2, GP A,B,C,D; CL I, ZONE 1, AEx eb ia IIC T4 Gb;
SEE DOC. 9477 6 031 001 1
Ta = -20°C to 65 °C

9490/12-3* (for Type 9477/12-0*-12)

XP; CL I, DIV 1, GP A,B,C,D; CL I, ZONE 1, IIC T4;
SEE DOC. 9477 6 031 001 1
Ta = -20°C to 65 °C

Description of Equipment:

9477/12-0d-12 Digital Output Module Relay with 9490/12-3j Base or with 9490/11-3j Base FM17US0332X

Ta = -20°C to 65°C
d = Output: 6 or 8
j = Output: 3 or 4

Specific Conditions of Use:

1. Shall be installed in compliance with the enclosure, mounting, spacing and segregation requirements of the ultimate application.
2. Shall be used together with a 9440 CPU & Power Module or 9441 CPU Module, 9444 Power Module or 9442 CPU Module, or 9445 Power Module.

To verify the availability of the Approved product, please refer to www.approvalguide.com

THIS CERTIFICATE MAY ONLY BE REPRODUCED IN ITS ENTIRETY AND WITHOUT CHANGE

FM Approvals LLC. 1151 Boston-Providence Turnpike, Norwood, MA 02062 USA

T: +1 (1) 781 762 4300 F: +1 (1) 781 762 9375 E-mail: information@fmaprovals.com www.fmaprovals.com

F 347 (Apr 21)



SCHEDULE

US Certificate Of Conformity No: FM17US0332X



9477/15-08-12

Equipment Ratings:

Nonincendive for Class I, Division 2, Groups A, B, C, D Hazardous (Classified) Locations with system internal intrinsically safe circuits for Class I, Division 2, Group A, B, C and D Hazardous (Classified) Locations when installed per manufacturer's control drawings. Increased safety or Non Sparking for Class I, Zone 2, Group IIC Hazardous (Classified) Locations with system internal intrinsically safe circuits for Class I, Zone 2, Group IIC Hazardous (Classified) Locations when installed per manufacturer's control drawings.

Markings:

CL 1, DIV 2, GP A, B, C, D; CL 1, Zone 2, IIC T4;
SEE DOC. 9477 6 031 002 1
Ta = -20°C to +65°C

Description of Equipment:

9477/15-08-12 Digital Output Module Relay
FM17US0332X
Ta = -20°C to 65°C

Specific Conditions of Use:

1. Shall be installed in compliance with the enclosure, mounting, spacing and segregation requirements of the ultimate application.
2. Shall be used together with a 9440 CPU & Power Module or 9441 CPU Module, 9444 Power Module or 9442 CPU Module, or 9445 Power Module.

9478/22-08-51 Digital Output Module

Equipment Ratings:

Intrinsically safe for Class I, Division 1, Group A, B, C and D with intrinsically safe connections for Class I, II, III, Division 1, Groups A, B, C, D, E, F, and G Hazardous (Classified) Locations when installed per manufacturer's control drawings. Intrinsically Safe for Class I, Zone 1, Group IIC with intrinsically safe connections for Class I, Zone 0, Group IIC Hazardous (Classified) Locations when installed per manufacturer's control drawings.

To verify the availability of the Approved product, please refer to www.approvalguide.com

THIS CERTIFICATE MAY ONLY BE REPRODUCED IN ITS ENTIRETY AND WITHOUT CHANGE

FM Approvals LLC. 1151 Boston-Providence Turnpike, Norwood, MA 02062 USA
T: +1 (1) 781 762 4300 F: +1 (1) 781 762 9375 E-mail: information@fmapprovals.com www.fmapprovals.com

F 347 (Apr 21)



SCHEDULE

US Certificate Of Conformity No: FM17US0332X



Member of the FM Global Group

Markings:

IS; CL I,II,III, DIV 1, GP A,B,C,D,E,F,G;
AIS; CL I,II,III, DIV 1, GP A,B,C,D,E,F,G;
CL I, ZONE 1, [AEx ia] IIC;
T4 at Ta = 0°C to 60 °C; SEE DOC. 9478 6 031 001 1

Description of Equipment:

9478/22-08-51 Digital Output Module.

FM17US0332X

Ta = 0°C to 60°C

For Entity Parameters reference control drawing 9478 6 031 001 1.

Specific Conditions of Use:

1. Shall be installed in compliance with the enclosure, mounting, spacing and segregation requirements of the ultimate application.
2. Shall be used together with a 9440 CPU & Power Module or 9441 CPU Module, 9444 Power Module or 9442 CPU Module, or 9445 Power Module.

9482/32-08-1* Temperature Input Module

Equipment Ratings:

Intrinsically safe for Class I, Division 1, Group A, B, C and D with intrinsically safe connections for Class I, II, III, Division 1, Groups A, B, C, D, E, F, and G Hazardous (Classified) Locations when installed per manufacturer's control drawings. Intrinsically Safe for Class I, Zone 1, Group IIC with intrinsically safe connections for Class I, Zone 0, Group IIC Hazardous (Classified) Locations when installed per manufacturer's control drawings.

Markings:

IS; CL I,II,III, DIV 1, GP A,B,C,D,E,F,G;
AIS; CL I,II,III, DIV 1, GP A,B,C,D,E,F,G;
CL I, ZONE 1, AEx ia [ia] IIC;
T4 at Ta = -40°C to 75 °C; SEE DOC. 9482 6 031 001 1

To verify the availability of the Approved product, please refer to www.approvalguide.com

THIS CERTIFICATE MAY ONLY BE REPRODUCED IN ITS ENTIRETY AND WITHOUT CHANGE

FM Approvals LLC. 1151 Boston-Providence Turnpike, Norwood, MA 02062 USA

T: +1 (1) 781 762 4300 F: +1 (1) 781 762 9375 E-mail: information@fmapprovals.com www.fmapprovals.com

F 347 (Apr 21)



SCHEDULE

US Certificate Of Conformity No: FM17US0332X



Description of Equipment:

9482/32-08-1f Temperature Input Module FM17US0332X

Ta = -40°C to 75°C
f = Options: 0 or 1

For Entity Parameters reference control drawing 9482 6 031 001 1

Specific Conditions of Use:

1. Shall be installed in compliance with the enclosure, mounting, spacing and segregation requirements of the ultimate application.
2. Shall be used together with a 9440 CPU & Power Module or 9441 CPU Module, 9444 Power Module or 9442 CPU Module, or 9445 Power Module.

9482/33-08-1* Temperature Input Module

Equipment Ratings:

Nonincendive for Class I, Division 2, Group A, B, C and D with intrinsically safe connections for Class I, II, III, Division 1, Groups A, B, C, D, E, F, G Hazardous (Classified) Locations when installed per manufacturer's control drawings.
Non-Sparking for Class I, Zone 2, Group IIC with intrinsically safe connections for Class I, Zone 0, Group IIC Hazardous (Classified) Locations when installed per manufacturer's control drawings.

Markings:

NI, CL I,II,III, DIV 2, GP A,B,C,D,E,F,G;
AIS, CL I,II,III, DIV 1, GP A,B,C,D,E,F,G;
CL I, ZONE 2, AEx nA ia [ia] IIC;
T4 at Ta = -40°C to + 75 °C; SEE DOC. 9482 6 031 002 1

Description of Equipment:

9482/33-08-1f Temperature Input Module FM17US0332X

Ta = -40°C to 75°C
f = Options: 0 or 1

For Entity Parameters reference control drawing 9482 6 031 002 1

To verify the availability of the Approved product, please refer to www.approvalguide.com

THIS CERTIFICATE MAY ONLY BE REPRODUCED IN ITS ENTIRETY AND WITHOUT CHANGE

FM Approvals LLC. 1151 Boston-Providence Turnpike, Norwood, MA 02062 USA
T: +1 (1) 781 762 4300 F: +1 (1) 781 762 9375 E-mail: information@fmaprovals.com www.fmaprovals.com

F 347 (Apr 21)



SCHEDULE

US Certificate Of Conformity No: FM17US0332X



Specific Conditions of Use:

1. Shall be installed in compliance with the enclosure, mounting, spacing and segregation requirements of the ultimate application.
2. Shall be used together with a 9440 CPU & Power Module or 9441 CPU Module, 9444 Power Module or 9442 CPU Module, or 9445 Power Module.

9494/A1-B0 Termination BusRail, begin

Equipment Ratings:

Intrinsically safe for Class I, Division 1, Group A, B, C and D Hazardous (Classified) Locations when installed per manufacturer's control drawings. Intrinsically Safe for Class I, Zone 1, Group IIC Hazardous (Classified) Locations when installed per manufacturer's control drawings. Nonincendive for Class I, Division 2, Groups A, B, C, D. Hazardous (Classified) Locations. Class I, Zone 2, Group IIC Hazardous (Classified) Locations.

Markings:

IS; CL I,II,III, DIV 1, GP A,B,C,D;
CL I, ZONE 1, AEx ia IIC;
T4 at Ta = -40°C to +75°C; SEE DOC. 9494 6 031 001 1

Description of Equipment:

9494/A1-B0 Termination BusRail, begin
FM17US0332X
Ta = -40°C to +75°C

Specific Conditions of Use:

1. Shall be installed in compliance with the enclosure, mounting, spacing and segregation requirements of the ultimate application.

9494/A1-E0 Termination BusRail, end

Equipment Ratings:

Intrinsically safe for Class I, Division 1, Group A, B, C and D Hazardous (Classified) Locations when installed per manufacturer's control drawings. Intrinsically Safe for Class I, Zone 1, Group IIC Hazardous (Classified) Locations

To verify the availability of the Approved product, please refer to www.approvalguide.com

THIS CERTIFICATE MAY ONLY BE REPRODUCED IN ITS ENTIRETY AND WITHOUT CHANGE

FM Approvals LLC. 1151 Boston-Providence Turnpike, Norwood, MA 02062 USA
T: +1 (1) 781 762 4300 F: +1 (1) 781 762 9375 E-mail: information@fmapprovals.com www.fmapprovals.com

F 347 (Apr 21)



SCHEDULE

US Certificate Of Conformity No: FM17US0332X



Member of the FM Global Group

when installed per manufacturer's control drawings. Nonincendive for Class I, Division 2, Groups A, B, C, D. Hazardous (Classified) Locations. Class I, Zone 2, Group IIC Hazardous (Classified) Locations.

Markings:

IS; CL I,II,III, DIV 1, GP A,B,C,D;
CL I, ZONE 1, AEx ia IIC;
T4 at Ta = -40°C to +75°C; SEE DOC. 9494 6 031 001 1

Description of Equipment:

**9494/A1-E0 Termination BusRail, end
FM17US0332X**
Ta = -40°C to +75°C

Specific Conditions of Use:

1. Shall be installed in compliance with the enclosure, mounting, spacing and segregation requirements of the ultimate application.

9494/L1-V* BusRail Extension

Equipment Ratings:

Intrinsically safe for Class I, Division 1, Group A, B, C and D Hazardous (Classified) Locations when installed per manufacturer's control drawings. Intrinsically Safe for Class I, Zone 1, Group IIC Hazardous (Classified) Locations when installed per manufacturer's control drawings. Nonincendive for Class I, Division 2, Groups A, B, C, D. Hazardous (Classified) Locations. Class I, Zone 2, Group IIC Hazardous (Classified) Locations.

Markings:

IS; CL I,II,III, DIV 1, GP A,B,C,D;
CL I, ZONE 1, AEx ia IIC;
T4 at Ta = -40°C to +75°C; SEE DOC. 9494 6 031 001 1

Description of Equipment:

**9494/L1-Va BusRail Extension
FM17US0332X**
Ta = -40°C to +75°C
a = length of cable: 6, 7, 8, 9

To verify the availability of the Approved product, please refer to www.approvalguide.com

THIS CERTIFICATE MAY ONLY BE REPRODUCED IN ITS ENTIRETY AND WITHOUT CHANGE

FM Approvals LLC. 1151 Boston-Providence Turnpike, Norwood, MA 02062 USA
T: +1 (1) 781 762 4300 F: +1 (1) 781 762 9375 E-mail: information@fmapprovals.com www.fmapprovals.com

F 347 (Apr 21)



SCHEDULE

US Certificate Of Conformity No: FM17US0332X



Member of the FM Global Group

Specific Conditions of Use:

1. Shall be installed in compliance with the enclosure, mounting, spacing and segregation requirements of the ultimate application.

9494/S1-B2 BusRail 2 Modules, begin

Equipment Ratings:

Intrinsically safe for Class I, Division 1, Group A, B, C and D Hazardous (Classified) Locations when installed per manufacturer's control drawings. Intrinsically Safe for Class I, Zone 1, Group IIC Hazardous (Classified) Locations when installed per manufacturer's control drawings. Nonincendive for Class I, Division 2, Groups A, B, C, D. Hazardous (Classified) Locations. Class I, Zone 2, Group IIC Hazardous (Classified) Locations.

Markings:

IS; CL I,II,III, DIV 1, GP A,B,C,D;
CL I, ZONE 1, AEx ia IIC;
T4 at Ta = -40°C to +75°C; SEE DOC. 9494 6 031 001 1

Description of Equipment:

9494/S1-B2 BusRail 2 Modules, begin
FM17US0332X
Ta = -40°C to +75°C

Specific Conditions of Use:

1. Shall be installed in compliance with the enclosure, mounting, spacing and segregation requirements of the ultimate application.

9494/S1-E2 BusRail 2 Modules, end

Equipment Ratings:

Intrinsically safe for Class I, Division 1, Group A, B, C and D Hazardous (Classified) Locations when installed per manufacturer's control drawings. Intrinsically Safe for Class I, Zone 1, Group IIC Hazardous (Classified) Locations

To verify the availability of the Approved product, please refer to www.approvalguide.com

THIS CERTIFICATE MAY ONLY BE REPRODUCED IN ITS ENTIRETY AND WITHOUT CHANGE

FM Approvals LLC. 1151 Boston-Providence Turnpike, Norwood, MA 02062 USA
T: +1 (1) 781 762 4300 F: +1 (1) 781 762 9375 E-mail: information@fmapprovals.com www.fmapprovals.com

F 347 (Apr 21)



SCHEDULE

US Certificate Of Conformity No: FM17US0332X



Member of the FM Global Group

when installed per manufacturer's control drawings. Nonincendive for Class I, Division 2, Groups A, B, C, D. Hazardous (Classified) Locations. Class I, Zone 2, Group IIC Hazardous (Classified) Locations.

Markings:

IS; CL I,II,III, DIV 1, GP A,B,C,D;
CL I, ZONE 1, AEx ia IIC;
T4 at Ta = -40°C to +75°C; SEE DOC. 9494 6 031 001 1

Description of Equipment:

**9494/S1-E2 BusRail 2 Modules, end
FM17US0332X**
Ta = -40°C to +75°C

Specific Conditions of Use:

1. Shall be installed in compliance with the enclosure, mounting, spacing and segregation requirements of the ultimate application.

9494/S1-M4 BusRail 4 Modules

Equipment Ratings:

Intrinsically safe for Class I, Division 1, Group A, B, C and D Hazardous (Classified) Locations when installed per manufacturer's control drawings. Intrinsically Safe for Class I, Zone 1, Group IIC Hazardous (Classified) Locations when installed per manufacturer's control drawings. Nonincendive for Class I, Division 2, Groups A, B, C, D. Hazardous (Classified) Locations. Class I, Zone 2, Group IIC Hazardous (Classified) Locations.

Markings:

IS; CL I,II,III, DIV 1, GP A,B,C,D;
CL I, ZONE 1, AEx ia IIC;
T4 at Ta = -40°C to +75°C; SEE DOC. 9494 6 031 001 1

Description of Equipment:

**9494/S1-M4 BusRail 4 Modules
FM17US0332X**
Ta = -40°C to +75°C

To verify the availability of the Approved product, please refer to www.approvalguide.com

THIS CERTIFICATE MAY ONLY BE REPRODUCED IN ITS ENTIRETY AND WITHOUT CHANGE

FM Approvals LLC. 1151 Boston-Providence Turnpike, Norwood, MA 02062 USA
T: +1 (1) 781 762 4300 F: +1 (1) 781 762 9375 E-mail: information@fmapprovals.com www.fmapprovals.com

F 347 (Apr 21)



SCHEDULE

US Certificate Of Conformity No: FM17US0332X



Specific Conditions of Use:

1. Shall be installed in compliance with the enclosure, mounting, spacing and segregation requirements of the ultimate application.

9496/3*-**-00 Socket

Equipment Ratings:

Intrinsically safe for Class I, Division 1, Group A, B, C and D Hazardous (Classified) Locations when installed per manufacturer's control drawings. Intrinsically Safe for Class I, Zone 1, Group IIC Hazardous (Classified) Locations when installed per manufacturer's control drawings. Nonincendive for Class I, Division 2, Groups A, B, C, D. Hazardous (Classified) Locations. Class I, Zone 2, Group IIC Hazardous (Classified) Locations.

Markings:

IS; CL I,II,III, DIV 1, GP A-G;
CL I, ZN 2, AEx ia IIC T4 Gc;
SEE DOC. 9442 6 031 002 1
Ta = -40°C to +75°C

Description of Equipment:

9496/3a-b-00 Socket FM17US0332X

Ta = -40°C to +75°C
a = Category; 2 or 5
b = Number of slots; 03, 04, 05, 06, 07, 08, 09, 10, 11, 12, 13, 14, 15 or 16

Specific Conditions of Use:

1. Shall be installed in compliance with the enclosure, mounting, spacing and segregation requirements of the ultimate application.

To verify the availability of the Approved product, please refer to www.approvalguide.com

THIS CERTIFICATE MAY ONLY BE REPRODUCED IN ITS ENTIRETY AND WITHOUT CHANGE

FM Approvals LLC. 1151 Boston-Providence Turnpike, Norwood, MA 02062 USA
T: +1 (1) 781 762 4300 F: +1 (1) 781 762 9375 E-mail: information@fmapprovals.com www.fmapprovals.com

F 347 (Apr 21)

