



THE STRONGEST LINK.

Operating Instructions

Keyboard KBD(i)

Variant KBD(i)-PS2-**
Variant KBD(i)-***-PS2-**
Variant KBDi-JS2-PS2-**

R. STAHL HMI Systems GmbH
Adolf-Grimme-Allee 8
D 50829 Köln

Version 01.01.17
Issue: 06.12.2019

Disclaimer

Publisher and copyright holder:

R. STAHL HMI Systems GmbH
Adolf-Grimme-Allee 8
D 50829 Köln

Phone: (switchboard) +49 (0) 221 76 806 - 1000
(hotline) - 5000
Fax: - 4100
E-mail: (switchboard) office@stahl-hmi.de
(hotline) support@stahl-hmi.de

- All rights reserved.
- This document may not be reproduced in whole or in part except with the written consent of the publisher.
- This document may be subject to change without notice.

Any warranty claims are limited to the right to demand amendments. Liability for any damage that might result from the content of this description or all other documentation is limited to clear cases of premeditation.

We reserve the right to change our products and their specifications at any time, provided it is in the interest of technical progress. The information in the current manual (in the internet and on CD / DVD / USB stick) or in the operating instructions included with the keyboard applies.

Trademarks







The terms and names used in this document are registered trademarks and / or products of the companies in question.

Copyright © 2019 R. STAHL HMI Systems GmbH. Subject to alterations.

Specific markings

The markings in these operating instructions refer to specific features that must be noted.

In detail, these are:

 DANGER	This sign alerts users to hazards that will result in death or serious injury if ignored !
 WARNING	This sign alerts users to hazards that may result in death or serious injury if ignored !
 CAUTION	This sign alerts users to hazards that may damage machinery or equipment or result in injury if ignored !
 ATTENTION	Information highlighted by this symbol indicates measures for the prevention of damage to machinery or equipment !
 NOTICE	Information highlighted by this symbol indicates important information of which particular note should be taken !
 DOCUMENTATION	Information highlighted by this symbol refers to a different chapter or section in this manual or other documentation or a web-page !

Warnings


	<p style="text-align: center;">Caution !</p> <p>In ambient temperatures exceeding +45 °C the surface of the devices may heat up. Caution when touching !</p>
---	---


Table of contents


	Description	Page
	Disclaimer	2
	Specific markings	3
	Warnings	3
	Table of contents	4
1	Preface	6
2	Function	6
2.1	Version KBD(i)-JS-PS2-**	6
4	Conformity to standards	7
4.1	KBD(i)-PS2-** keyboard version	7
4.2	KBD(i)-***-PS2-** keyboard version	8
4.3	KBDi-JS2-PS2-** keyboard version	8
5	Certifications	9
5.1	KBD(i)-PS2-** keyboard version	9
5.1.1	ATEX	9
5.1.2	IECEX	9
5.1.3	EAC (TR)	9
5.2	KBD(i)-***-PS2-** keyboard version	9
5.2.1	ATEX	9
5.2.2	IECEX	10
5.2.3	CSA	10
5.3	KBDi-JS2-PS2-** keyboard version	10
5.3.1	ATEX	10
5.3.2	IECEX	10
6	Product identification	11
7	Safety-related data	11
8	Ambient temperature range	11
9	Proof of intrinsic safety	12
9.1	General information	12
9.2	Interconnection	13
9.2.1	To ET-/MT-xx6 HMIs	13
9.2.1	To ET-/MT-xx6-A HMIs	14
9.3	Interconnection with cable extension	16
9.3.1	To ET-/MT-xx6 HMIs	16
9.3.2	To ET-/MT-xx6-A HMIs	17
10	Type code	19
11	Safety Advice	20
11.1	Installation and operation	20
11.1.1	Warning KBD(i)-JS-PS2-** keyboard version according to CSA	21
12	Assembly and disassembly	21
12.1	General information	21
12.2	Mechanical dimensions	21
12.2.1	Bottom view	22
12.2.2	Side view	22
13	Operation	23

13.1	General information	23
13.2	KBD(i) connections	23
13.2.1	KBD(i)-PS2-** keyboard version	23
13.2.1.1	Connection cables	23
13.2.2	KBD(i)-***-PS2-** and KBDi-JS2-PS2-** keyboard version	24
13.2.2.1	Connection cables	24
14	Maintenance, service	25
14.1	Servicing	25
15	Troubleshooting	25
16	Disposal	26
16.1	RoHS directive 2011/65/EC	26
16.1.1	China RoHS labelling	26
17	Control Drawings CSA	27
18	Declaration of EC conformity	28
18.1	KBD(i)-PS2-** keyboard version	28
18.2	KBD(i)-***-PS2-** keyboard version	29
18.3	KBD(i)-JS2-PS2-** keyboard version	30
18.4	RCM	31
19	Release Notes	33

1 Preface

These operating instructions are intended for the safe installation of the KBD(i). Furthermore, these operating instructions contain all necessary information for assembly and connection of the keyboards.

 NOTICE	<p>All data relevant to explosion protection from the EC-type examination certificate were copied into these operating instructions.</p> <p>For the correct operation of all associated components please note, in addition to these operating instructions, all other operating instructions enclosed in this delivery as well as the operating instructions of the additional equipment to be connected !</p>
---	---

 DOCUMENTATION	<p>Please note that all certificates of the KBD(i) keyboards can be found in a separate document (CE_Keyboard_KBDi). You can find this document in the internet at www.r-stahl.com or request it from R. STAHL HMI Systems GmbH.</p> <p>For more information on the HMIs please also refer to the Manual (available as online manual on www.r-stahl.com).</p>
--	---

2 Function


The type KBD(i) keyboards are used to enter data, commands etc. on PCs and similar devices in hazardous areas.

The type KBD(i) keyboards are explosion-protected equipment for installation in hazardous areas, variant KBD(i)-PS2-** and KBDi-JS2-PS2-** in zone 1 and 2, variant KBD(i)-***-PS2-** in zone 1, 2, 21 and 22. The devices may be connected to intrinsically safe PS2 interfaces. Power supply and data communication takes place via the PS2 interface. The keyboards are connected with a fixed cable.

Various keyboard versions are available that differ in their layout (German, English, French) and in their design (PC keyboard with trackball or with joystick).

The keyboards can be mounted inside a front panel or a desktop housing.

2.1 Version KBD(i)-JS-PS2-**

 NOTICE	<p>Due to the discontinuation of various components the keyboard version with joystick type KBD(i)-JS-PS2-** can no longer be produced and delivered.</p> <p>As an alternative, the keyboard version with joystick 2 (type KBDi-JS2-PS2-**) is available.</p>
---	---

3 Technical data

Keyboard	KBD(i)-PS2-**	KBD(i)-***-PS2-**	KBD(i)-JS2-PS2-**
Power supply	via PS2 interface		
Connections	via a fixed connected cable, max. length 1.5 m / [4.92 ft]		
Cable type	LIYCY 0.14 mm ² / AWG26		
Cable wire (numbers)	4 + PE	8 + PE	
Keyboard layout (standard)	German (QWERTZ), American (QWERTY), French (AZERTY)		
Keyboard numbers	105	107	
Key technology	short stroke keys		
Actuation force / -travel	2.6 N / 0.3 mm		
Lifetime	> 3 Mio. operations		
Equipment	-	with Trackball or Joystick	with Joystick
Trackball	-	-	-
Ball diameter [mm]	-	50	-
Actuation force / -travel	-	50 g	-
Lifetime	-	> 1 Mio. Ball rotations	-
Joystick	-	-	-
Length [mm]	-	60	60
Actuation force / -travel	-	< 60 Nm / +-25°	< 60 Nm / +-25°
Lifetime	-	> 1 Mio. operations	> 1 Mio. operations
Ambiant conditions			
Operating temperature	-10 °C ... +60 °C / [14 °F ... 140 °F]		
Installation	inside a front panel or a desktop housing		
Cut-out (W x H) [mm] / [ft]	447 x 152 (± 0.5) / [1.47] x [0.5] [± 0.0016]		
Enclosure	Aluminium		
Ingress protection	IP65		
at Trackball module	-	IP54 dynamic	-
Dimensions [mm] / [ft]	without cable and cable glands		
Wide x Height (W x H)	490 x 185 / [1.61] x [0.61]		
Depth (D)	20 / [0.066]	50 / [0.16]	
Weight [kg] / [lbs]	1.8 / [3.97]	2.5 / [5.5]	

4 Conformity to standards

The KBD(i) keyboards comply with the following standards and the following directive:

4.1 KBD(i)-PS2-** keyboard version

Standard	Classification
1st supplement	
ATEX directive 2014/34/EU	
EN 60079-0 : 2012 + A11 : 2013	General requirements
EN 60079-11 : 2012	Intrinsic safety "i"
Electromagnetic compatibility	
EMC directive 2014/30/EU	Classification
EN 61326-1 : 2013	General requirements
EN 61000-6-2 : 2006	Immunity
EN 61000-6-4 : 2007 + A1 : 2011	Emission
RoHS directive	
2011/65/EU	Classification
EN 50581 : 2012	Technical documentation for the assessment of electrical and electronic products with respect to the restriction of hazardous substances

4.2 KBD(i)-***-PS2-** keyboard version

Standard		Classification
2 nd supplement		
ATEX directive		
until 19.04.2016	from 20.04.2016	
94/9/EC	2014/34/EU	
EN 60079-0 : 2009		General requirements
EN 60079-11 : 2007		Intrinsic safety "i"
EN 61241-11 : 2006		Protection by intrinsic safety "iD" (dust)
The product corresponds to requirements from:		
EN 60079-0 : 2012		General requirements
EN 60079-11 : 2012		Intrinsic safety "i"
Electromagnetic compatibility		
EMC directive		
until 19.04.2016	from 20.04.2016	Classification
2004/108/EG	2014/30/EU	
EN 55022 : 1994 +A1 : 1995 +A2 : 1997		Radio disturbance characteristics
EN 55024 : 1998		Immunity characteristics
EN 61000-6-2 (2001)		Immunity
RoHS directive		
2011/65/EU		Classification
EN 50581 : 2012		Technical documentation for the assessment of electrical and electronic products with respect to the restriction of hazardous substances

4.3 KBDi-JS2-PS2-** keyboard version

Standard		Classification
ATEX directive 2014/34/EU		
Original certificate		
EN 60079-0 : 2012 + A11 : 2013		
EN 60079-11 : 2012		
Electromagnetic compatibility		
EMC directive 2014/30/EU		Classification
EN 55022 : 1994 +A1 : 1995 +A2 : 1997		Radio disturbance characteristics
EN 55024 : 1998		Immunity characteristics
EN 61000-6-2 (2001)		Immunity
RoHS directive		
2011/65/EU		Classification
EN 50581 : 2012		Technical documentation for the assessment of electrical and electronic products with respect to the restriction of hazardous substances

5 Certifications

5.1 KBD(i)-PS2-** keyboard version

The KBD(i)-PS2-** keyboards have been approved for the following zones / regions:
Europe:

according to ATEX directive
for installation in zones 1 and 2

International / Australia:

IECEX (International Electrotechnical Commission System for Certification to Standards for Electrical Equipment for Explosive Atmospheres)

Russia / Kazakhstan / Belarus:

EAC (TR) (Technical Regulation of the Eurasian Customs Union)

5.1.1 ATEX


The ATEX certificate is listed under the following certification number:

Certificate number: BVS 06 ATEX E 080

5.1.2 IECEX

The IECEX certificate is listed under the following certification number:

Certificate number: IECEX BVS 06.0015

 DOCUMENTATION	You can access all IECEX certificates on the official website of the IEC under their certificate number. http://iecex.iec.ch/iecex/iecexweb.nsf/welcome?openform
--	---

5.1.3 EAC (TR)

The EAC (TR) certification is listed under the following certificate number:

Certificate number: EA3C RU C-DE.HA91.B.00085/19

5.2 KBD(i)-***-PS2-** keyboard version

The KBD(i)-***-PS2-** keyboards have been approved for the following zones / regions:
Europe:

according to ATEX directive
for installation in zones 1, 2, 21 and 22

International / Australia:

IECEX (International Electrotechnical Commission System for Certification to Standards for Electrical Equipment for Explosive Atmospheres)

The KBD(i)-JS-PS2-** keyboards have been approved additional for the following zones / regions:

USA and Canada:

according to CSA (Canadian Standard Association)
for installation in Class I, Division 2

5.2.1 ATEX


The ATEX certification is listed under the following certification number:

Certificate number: BVS 07 ATEX E 019

5.2.2 IECEX

The IECEX certification is listed under the following certification number:

Certificate number: IECEX BVS 07.0002

 DOCUMENTATION	You can access all IECEX certificates on the official website of the IEC under their certificate number. http://iecex.iec.ch/iecex/iecexweb.nsf/welcome?openform
--	---

5.2.3 CSA

The CSA certification is listed under the following certification number:

Certificate number: 2591397

5.3 KBDi-JS2-PS2-** keyboard version

The KBDi-JS2-PS2-** keyboards have been approved for the following zones / regions:

Europe:

according to ATEX directive
for installation in zones 1 and 2

International / Australia:

IECEX (International Electrotechnical Commission System for Certification to Standards for Electrical Equipment for Explosive Atmospheres)

5.3.1 ATEX


The ATEX certification is listed under the following certification number:

Certificate number: BVS 16 ATEX E 122




5.3.2 IECEX

The IECEX certification is listed under the following certification number:

Certificate number: IECEX BVS 16.0088

 DOCUMENTATION	You can access all IECEX certificates on the official website of the IEC under their certificate number. http://iecex.iec.ch/iecex/iecexweb.nsf/welcome?openform
--	---

6 Product identification

Manufacturer	R. STAHL HMI Systems GmbH	
Type code	KBD(i)-aaa-bbb-cc	
CE classification:	CE ₀₁₅₈	
KBD(i)-PS2-** keyboard version		
Testing authority and certificate number:	BVS 06 ATEX E 080 IECEX BVS 06.0015	
Ex classification:		
ATEX		II 2 G Ex ib IIC T4 Gb
IECEX		Ex ib IIC T4 Gb
EAC (TR)		1Ex ib IIC T4 Gb
KBD(i)-***-PS2-** keyboard version		
Testing authority and certificate number:	BVS 07 ATEX E 019 IECEX BVS 07.0002	
Ex classification:		
ATEX		II 2 G Ex ib IIC T4 Gb II 2 D Ex ib IIIB T90°C Db
IECEX		Ex ib IIC T4
KBD(i)-JS-PS2-** keyboard version		
CSA		Class I, Division 2, Groups A, B, C and D Ex ib IIC T4 Gb Class I, Zone 1, AEx ib IIC T4 Gb
KBDi-PS2-PS2-** keyboard version		
Testing authority and certificate number:	BVS 16 ATEX E 122 IECEX BVS 16.0088	
Ex classification:		
ATEX		II 2 G Ex ib IIC T4 Gb
IECEX		Ex ib IIC T4 Gb

7 Safety-related data

U _i :	6 V
I _i :	350 mA
P _i :	1.2 W
C _i :	14 µF (variant KBD(i)-PS2-**)
C _i :	25 µF (variant KBD(i)-***-PS2-** and KBDi-JS2-PS2-**)
L _i :	negligible

8 Ambient temperature range

The temperature range is -10 °C ... +60 °C

9 Proof of intrinsic safety

Proof of intrinsic safety for the connection of KBD(i) keyboards with ET-/MT-xx6/-A HMI's.

9.1 General information

Proof of intrinsic safety is based on the principles of IEC/EN 60079-14 and the standards referred to therein. Particular reference is made to Chapter 12 "Additional requirements for the type of protection i -intrinsic safety" in IEC/EN 60079-14.

Proof has been drawn up on the basis of conformity certification as per IEC/EN 60079-0 and IEC/EN 60079-11 or the EC type examination certificate in accordance with ATEX directive and the comparison of the safety-related data listed in these documents.

The following EC-type examination certificates were used:

<i>Device</i>		<i>EC type examination certificate</i>
ET-xx6	—	TÜV 05 ATEX 7176 X
MT-xx6	—	TÜV 07 ATEX 7471 X
ET-xx6-A	—	TÜV 11 ATEX 7041 X
MT-xx6-A	—	TÜV 11 ATEX 7103 X
KBD(i)-PS2-***	—	BVS 06 ATEX E 080
KBD(i)-TB-PS2-** KBD(i)-JS-PS2-**	—	BVS 07 ATEX E 019
KBDi-JS2-PS2-**	—	BVS 16 ATEX E 122

The testing authority has listed **all** conditions applicable to intrinsic safety in the EC type examination certificates.

If an EC type examination certificate for a device only specifies the input voltage (U_i), for example, intrinsic safety is guaranteed if the associated supply does not exceed this voltage (U_o is less than / equals U_i).


Other output parameters specified in the examination certificate of the power supply (e.g. I_o , P_o) are in this case irrelevant to intrinsic safety.

NOTICE

The data given in this document do **NOT** absolve the fitter and / or operator of the systems from their obligation to ensure compliance with legal requirements, directives and regulations. Due diligence remains the sole responsibility of the fitter and / or operator !

9.2 Interconnection

In this part we list the voltages, currents, capacitance and inductance values of all circuits to determine whether the KBD(i) keyboards may be connected with a standard cable of 1.5 metres to HMIs device platform EAGLE, SERIES 300 Operator Interfaces –, SERIES 400 – Panel PC’s and SERIES 500 Thin Clients.

 NOTICE	The data given for this interconnection do NOT absolve the fitter and / or operator of the systems from their obligation and responsibility to ensure compliance with legal requirements, directives and regulations. Due diligence remains the sole responsibility of the fitter and / or operator !
---	--

9.2.1 To ET-/MT-xx6 HMIs

a) ET-/MT-xx6 HMI with KBD(i)-PS2-** keyboard

Source / active				==>	Acceptor / passive
ET-/MT-xx6					KBD(i)-PS2-**
Terminal X9					Keyboard connection
U _o = 5.9 VDC				≤	U _i = 6 VDC
I _o = 200 mA				≤	I _i = 350 mA
P _o = 1.18 W				≤	P _i = 1.2 W
C _{oIIC} [μF] =	19	29	-	≥	C _i = 14 μF
L _{oIIC} [μH] =	2	1	-	≥	Li negligible
C _{oIIB} [μF] =	23	46	86	≥	C _i = 14 μF
L _{oIIB} [μH] =	50	20	10	≥	Li negligible

C_o and L_o pairs directly above/underneath each other may be used.

b) ET-/MT-xx6 HMI with KBD(i)-***-PS2-** keyboard

Source / active				==>	Acceptor / passive
ET-/MT-xx6					KBD(i)-***-PS2-**
Terminal X9					Keyboard connection
U _o = 5.9 VDC				≤	U _i = 6 VDC
I _o = 200 mA				≤	I _i = 350 mA
P _o = 1.18 W				≤	P _i = 1.2 W
C _{oIIC} [μF] =	29	-	-	≥	C _i = 25 μF
L _{oIIC} [μH] =	1	-	-	≥	Li negligible
C _{oIIB} [μF] =	46	86	-	≥	C _i = 25 μF
L _{oIIB} [μH] =	20	10	-	≥	Li negligible

C_o and L_o pairs directly above/underneath each other may be used.

9.2.1 To ET-/MT-xx6-A HMIs

- for MT-xx6-A: with circuits in zone 1

a) ET-/MT-xx6-A HMI with KBD(i)-PS2-** keyboard

Source / active				==>	Acceptor / passive
ET-/MT-xx6-A					KBD(i)-PS2-**
Terminal X9					Keyboard connection
U _o = 5.88 VDC				≤	U _i = 6 VDC
I _o = 200 mA				≤	I _i = 350 mA
P _o = 1.18 W				≤	P _i = 1.2 W
C _{oIIC} [μF] =	15.4	25.4	-	≥	C _i = 14 μF
L _{oIIC} [μH] =	2	1	-	≥	L _i negligible
C _{oIIB} [μF] =	20.4	43.4	82.4	≥	C _i = 14 μF
L _{oIIB} [μH] =	50	20	10	≥	L _i negligible

C_o and L_o pairs directly above/underneath each other may be used.

b) ET-/MT-xx6-A HMI with KBD(i)-***-PS2-** keyboard

Source / active				==>	Acceptor / passive
ET-/MT-xx6-A					KBD(i)-***-PS2-**
Terminal X9					Keyboard connection
U _o = 5.88 VDC				≤	U _i = 6 VDC
I _o = 200 mA				≤	I _i = 350 mA
P _o = 1.18 W				≤	P _i = 1.2 W
C _{oIIC} [μF] =	25.4	-		≥	C _i = 25 μF
L _{oIIC} [μH] =	1	-		≥	L _i negligible
C _{oIIB} [μF] =	43.4	82.4		≥	C _i = 25 μF
L _{oIIB} [μH] =	20	10		≥	L _i negligible

C_o and L_o pairs directly above/underneath each other may be used.

c) ET-/MT-xx6-A HMI with KBDi-JS2-PS2-** keyboard

Source / active				==>	Acceptor / passive
ET-/MT-xx6-A					KBDi-JS2-PS2-**
Terminal X9					Keyboard connection
U _o = 5.88 VDC				≤	U _i = 6 VDC
I _o = 200 mA				≤	I _i = 350 mA
P _o = 1.18 W				≤	P _i = 1.2 W
C _{oIIC} [μF] =	25.4	-		≥	C _i = 25 μF
L _{oIIC} [μH] =	1	-		≥	L _i negligible
C _{oIIB} [μF] =	43.4	82.4		≥	C _i = 25 μF
L _{oIIB} [μH] =	20	10		≥	L _i negligible

C_o and L_o pairs directly above/underneath each other may be used.

- for MT-xx6-A: with circuits in zone 2

a) MT-xx6-A HMI with KBD(i)-PS2-** keyboard

Source / active					==>	Acceptor / passive
MT-xx6-A						KBD(i)-PS2-**
Terminal X9						Keyboard connection
U _o = 5.88 VDC					≤	U _i = 6 VDC
I _o = 200 mA					≤	I _i = 350 mA
P _o = 1.18 W					≤	P _i = 1.2 W
C _{OIC} [μF] =	68.4	652.4	-	-	≥	C _i 14 μF
L _{OIC} [μH] =	2	1	-	-	≥	L _i negligible
C _{OIB} [μF] =	33.4	53.4	102.4	222.4	≥	C _i 14 μF
L _{OIB} [μH] =	100	50	20	10	≥	L _i negligible

C_o and L_o pairs directly above/underneath each other may be used.

b) MT-xx6-A HMI with KBD(i)-***-PS2-** keyboard

Source / active					==>	Acceptor / passive
MT-xx6-A						KBD(i)-***-PS2-**
Terminal X9						Keyboard connection
U _o = 5.88 VDC					≤	U _i = 6 VDC
I _o = 200 mA					≤	I _i = 350 mA
P _o = 1.18 W					≤	P _i = 1.2 W
C _{OIC} [μF] =	68.4	652.4	-	-	≥	C _i 25 μF
L _{OIC} [μH] =	2	1	-	-	≥	L _i negligible
C _{OIB} [μF] =	33.4	53.4	102.4	222.4	≥	C _i 25 μF
L _{OIB} [μH] =	100	50	20	10	≥	L _i negligible

C_o and L_o pairs directly above/underneath each other may be used.

a) MT-xx6-A HMI with KBDi-JS2-PS2-** keyboard

Source / active					==>	Acceptor / passive
MT-xx6-A						KBDi-JS2-PS2-**
Terminal X9						Keyboard connection
U _o = 5.88 VDC					≤	U _i = 6 VDC
I _o = 200 mA					≤	I _i = 350 mA
P _o = 1.18 W					≤	P _i = 1.2 W
C _{OIC} [μF] =	68.4	652.4	-	-	≥	C _i 25 μF
L _{OIC} [μH] =	2	1	-	-	≥	L _i negligible
C _{OIB} [μF] =	33.4	53.4	102.4	222.4	≥	C _i 25 μF
L _{OIB} [μH] =	100	50	20	10	≥	L _i negligible

C_o and L_o pairs directly above/underneath each other may be used.

9.3 Interconnection with cable extension

In this part we list the voltages, currents, capacitance and inductance values of all circuits to determine whether the KBD(i) keyboards may be connected to HMIs device platform EAGLE, SERIES 300 Operator Interfaces –, SERIES 400 – Panel PC’s and SERIES 500 Thin Clients with a cable extension exceeding the standard cable length of 1.5 metres.

! NOTICE	The data given for this interconnection do NOT absolve the fitter and / or operator of the systems from their obligation and responsibility to ensure compliance with legal requirements, directives and regulations. Due diligence remains the sole responsibility of the fitter and / or operator !
-----------------	--

If the fitter or operator themselves extend the keyboard cable, the maximum values that apply for the C and L cable values are the Δ delta values (differences) between the Co/Lo and Ci/Li values.

! NOTICE	Please note that we cannot comment on the functionality of such a cable extension.
-----------------	--

9.3.1 To ET-/MT-xx6 HMIs

- a) ET-/MT-xx6 HMI with KBD(i)-PS2-** keyboard

Source / active	==>						Acceptor / passive	
ET-/MT-xx6							KBD(i)-PS2-**	
Terminal X9							Keyboard connection	
U _o = 5.9 VDC	≤						U _i = 6 VDC	
I _o = 200 mA	≤						I _i = 350 mA	
P _o = 1.18 W	≤						P _i = 1.2 W	
C _{oIIC} [μF] =	19	29	-	=> C cable [μF]	5	15	-	C _i = 14 μF
L _{oIIC} [μH] =	2	1	-	=> L cable [μH]	2	1	-	L _i negligible
C _{oIIB} [μF] =	23	46	86	=> C cable [μF]	9	32	72	C _i = 14 μF
L _{oIIB} [μH] =	50	20	10	=> L cable [μH]	50	20	10	L _i negligible

C_o and L_o pairs directly above/underneath each other may be used.

- b) ET-/MT-xx6 HMI with KBD(i)-***-PS2-** keyboard

Source / active	==>						Acceptor / passive	
ET-/MT-xx6							KBD(i)-***-PS2-**	
Terminal X9							Keyboard connection	
U _o = 5.9 VDC	≤						U _i = 6 VDC	
I _o = 200 mA	≤						I _i = 350 mA	
P _o = 1.18 W	≤						P _i = 1.2 W	
C _{oIIC} [μF] =	29	-	-	=> C cable [μF]	4	-	-	C _i = 25 μF
L _{oIIC} [μH] =	1	-	-	=> L cable [μH]	1	-	-	L _i negligible
C _{oIIB} [μF] =	46	86	-	=> C cable [μF]	21	61	-	C _i = 25 μF
L _{oIIB} [μH] =	20	10	-	=> L cable [μH]	20	10	-	L _i negligible

C_o and L_o pairs directly above/underneath each other may be used.

9.3.2 To ET-/MT-xx6-A HMIs

- for MT-xx6-A: with circuits in zone 1

a) ET-/MT-xx6-A HMI with KBD(i)-PS2-** keyboard

Source / active	==>							Acceptor / passive
ET-/MT-xx6-A								KBD(i)-PS2-**
Terminal X9								Keyboard connection
U _o = 5.88 VDC	≤							U _i = 6 VDC
I _o = 200 mA	≤							I _i = 350 mA
P _o = 1.18 W	≤							P _i = 1.2 W
C _{O_{IIC}} [μF] =	15.4	25.4	-	=> C cable [μF]	1.4	11.4	-	C _i 14 μF
L _{O_{IIC}} [μH] =	2	1	-	=> L cable [μH]	2	1	-	L _i negligible
C _{O_{IIB}} [μF] =	20.4	43.4	82.4	=> C cable [μF]	6.4	29.4	68.4	C _i 14 μF
L _{O_{IIB}} [μH] =	50	20	10	=> L cable [μH]	50	20	10	L _i negligible

Co and Lo pairs directly above/underneath each other may be used.

b) ET-/MT-xx6-A HMI with KBD(i)-***-PS2-** keyboard

Source / active	==>							Acceptor / passive
ET-/MT-xx6-A								KBD(i)-***-PS2-**
Terminal X9								Keyboard connection
U _o = 5.88 VDC	≤							U _i = 6 VDC
I _o = 200 mA	≤							I _i = 350 mA
P _o = 1.18 W	≤							P _i = 1.2 W
C _{O_{IIC}} [μF] =	25.4	-	-	=> C cable [μF]	0.4	-	-	C _i 25 μF
L _{O_{IIC}} [μH] =	1	-	-	=> L cable [μH]	1	-	-	L _i negligible
C _{O_{IIB}} [μF] =	43.4	82.4	-	=> C cable [μF]	18.4	57.4	-	C _i 25 μF
L _{O_{IIB}} [μH] =	20	10	-	=> L cable [μH]	20	10	-	L _i negligible

Co and Lo pairs directly above/underneath each other may be used.

c) ET-/MT-xx6-A HMI with KBDi-JS2-PS2-** keyboard

Source / active	==>							Acceptor / passive
ET-/MT-xx6-A								KBDi-JS2-PS2-**
Terminal X9								Keyboard connection
U _o = 5.88 VDC	≤							U _i = 6 VDC
I _o = 200 mA	≤							I _i = 350 mA
P _o = 1.18 W	≤							P _i = 1.2 W
C _{O_{IIC}} [μF] =	25.4	-	-	=> C cable [μF]	0.4	-	-	C _i 25 μF
L _{O_{IIC}} [μH] =	1	-	-	=> L cable [μH]	1	-	-	L _i negligible
C _{O_{IIB}} [μF] =	43.4	82.4	-	=> C cable [μF]	18.4	57.4	-	C _i 25 μF
L _{O_{IIB}} [μH] =	20	10	-	=> L cable [μH]	20	10	-	L _i negligible

Co and Lo pairs directly above/underneath each other may be used.

- for MT-xx6-A: with circuits in zone 2

a) MT-xx6-A HMI with KBD(i)-PS2-** keyboard

Source / active					==>	Acceptor / passive				
MT-xx6-A						KBD(i)-PS2-**				
Terminal X9						Keyboard connection				
U _o = 5.88 VDC					≤	U _i = 6 VDC				
I _o = 200 mA					≤	I _i = 350 mA				
P _o = 1.18 W					≤	P _i = 1.2 W				
C _{O_{IIC}} [μF] =	68.4	652.4	-	-	=> C cable [μF]	54.4	638.4	-	-	C _i 14 μF
L _{O_{IIC}} [μH] =	2	1	-	-	=> L cable [μH]	2	1	-	-	L _i negligible
C _{O_{IIB}} [μF] =	33.4	53.4	102.4	222.4	=> C cable [μF]	19.4	39.4	88.4	208.4	C _i 14 μF
L _{O_{IIB}} [μH] =	100	50	20	10	=> L cable [μH]	100	50	20	10	L _i negligible

C_o and L_o pairs directly above/underneath each other may be used.

b) MT-xx6-A HMI with KBD(i)-***-PS2-** keyboard

Source / active					==>	Acceptor / passive				
MT-xx6-A						KBD(i)-***-PS2-**				
Terminal X9						Keyboard connection				
U _o = 5.88 VDC					≤	U _i = 6 VDC				
I _o = 200 mA					≤	I _i = 350 mA				
P _o = 1.18 W					≤	P _i = 1.2 W				
C _{O_{IIC}} [μF] =	68.4	652.4	-	-	=> C cable [μF]	43,4	628,4	-	-	C _i 25 μF
L _{O_{IIC}} [μH] =	2	1	-	-	=> L cable [μH]	2	1	-	-	L _i negligible
C _{O_{IIB}} [μF] =	33.4	53.4	102.4	222.4	=> C cable [μF]	8,4	28,4	77,4	197,4	C _i 25 μF
L _{O_{IIB}} [μH] =	100	50	20	10	=> L cable [μH]	100	50	20	10	L _i negligible

C_o and L_o pairs directly above/underneath each other may be used.

a) MT-xx6-A HMI with KBD(i)-***-PS2-** keyboard

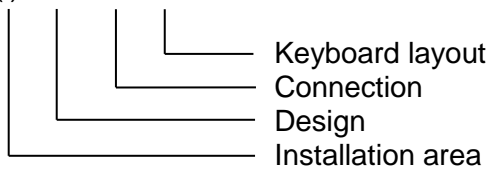
Source / active					==>	Acceptor / passive				
MT-xx6-A						KBD(i)-***-PS2-**				
Terminal X9						Keyboard connection				
U _o = 5.88 VDC					≤	U _i = 6 VDC				
I _o = 200 mA					≤	I _i = 350 mA				
P _o = 1.18 W					≤	P _i = 1.2 W				
C _{O_{IIC}} [μF] =	68.4	652.4	-	-	=> C cable [μF]	43,4	628,4	-	-	C _i 25 μF
L _{O_{IIC}} [μH] =	2	1	-	-	=> L cable [μH]	2	1	-	-	L _i negligible
C _{O_{IIB}} [μF] =	33.4	53.4	102.4	222.4	=> C cable [μF]	8,4	28,4	77,4	197,4	C _i 25 μF
L _{O_{IIB}} [μH] =	100	50	20	10	=> L cable [μH]	100	50	20	10	L _i negligible

C_o and L_o pairs directly above/underneath each other may be used.

10 Type code

Type code:

KBD(i)-aaa-bbb-cc





Name	Abbreviation	Version	Description
Installation area	(i)	i	Keyboard for installation in zone 1
Design	aaa	TB	Keyboard with trackball
		JS	Keyboard with joystick (no longer available)
		JS2	Keyboard with joystick variant 2
Connection	bbb	PS2	Keyboard with PS2 connection
Keyboard layout	cc	QZ	Keyboard with German layout (QWERTZ)
		QY	Keyboard with American layout (QWERTY)
		AZ	Keyboard with French layout (AZERTY)
		**	other two-character country codes

Product type:

Version	Description
Keyboard KBDi-PS2-QZ	Plain keyboard with no extras, German layout
Keyboard KBDi-PS2-QY	Plain keyboard with no extras, American layout
Keyboard KBDi-PS2-AZ	Plain keyboard with no extras, French layout
Keyboard KBDi-TB50-PS2-QZ	Keyboard with trackball, German layout
Keyboard KBDi-TB50-PS2-QY	Keyboard with trackball, American layout
Keyboard KBDi-TB50-PS2-AZ	Keyboard with trackball, French layout
Keyboard KBDi-JS-PS2-QZ	Keyboard with joystick, German layout (no longer available)
Keyboard KBDi-JS-PS2-QY	Keyboard with joystick, American layout (no longer available)
Keyboard KBDi-JS-PS2-AZ	Keyboard with joystick, French layout (no longer available)
Keyboard KBDi-JS2-PS2-QZ	Keyboard with joystick variant 2, German layout
Keyboard KBDi-JS2-PS2-QY	Keyboard with joystick variant 2, American layout
Keyboard KBDi-JS2-PS2-AZ	Keyboard with joystick variant 2, French layout

11 Safety Advice

 NOTICE	<p>This chapter is a summary of the key safety measures. The summary is supplementary to existing rules which staff also have to study.</p>
	<p>The safety of persons and equipment in hazardous areas depends on compliance with all relevant safety regulations. Thus, the installation and maintenance staff carry a particular responsibility, requiring precise knowledge of the applicable regulations and conditions.</p>

 CAUTION	<p>The notes listed below in section 11.1 must be heeded to avoid injury and damage to equipment !</p>
--	--

11.1 Installation and operation

Please note the following when installing and operating the device:

- The national regulations for installation and assembly apply (e.g. IEC/EN 60079-14).
- The keyboards variant KBD(i)-PS2-** and KBDi-JS2-PS2-** may be installed in zones 1 and 2 and keyboard type KBD(i)-***-PS2-** in zone 1, 2, 21 (for non-conductive dust) and 22.
- If the keyboard is mounted inside a housing made of insulation material, it must be earthed via a terminal at the back of the keyboard.
- The keyboards should be mounted in a position where they will not be exposed to direct UV light for extended periods of time.
- The intrinsically safe circuits must be installed according to applicable regulations.
- The keyboard must only be operated when it is closed.
- The keyboards may be connected to intrinsically safe input circuits.
- The safety values of the keyboard must match those of the device to which it is connected.
- Interconnecting several active devices in an intrinsically safe circuit may result in different safe maximum values. This could compromise intrinsic safety !
- If the front membrane is damaged, the keyboard must no longer be operated !
- National safety and accident prevention rules.
- Generally accepted technical rules.
- Safety instructions contained in these operating instructions.
- Any damage may compromise the explosion protection.


Use the keyboard for its intended purpose only (see "Function").

Incorrect or unauthorized use and non-compliance with the instructions in this manual will void any warranty on our part.

No changes may be made to the keyboard that compromise explosion protection !


The keyboard may only be installed and operated in an undamaged, dry and clean condition !

11.1.1 Warning KBD(i)-JS-PS2-** keyboard version according to CSA

 WARNING	<p style="text-align: center;">Explosion Hazard !</p> <p>Substitution of any components may impair suitability for Class I, Division 2 !</p>
--	---

12 Assembly and disassembly

12.1 General information

 NOTICE	<p>Assembly and disassembly are subject to general technical rules. Additional, specific safety regulations apply to electronic and pneumatic installations.</p>
---	--

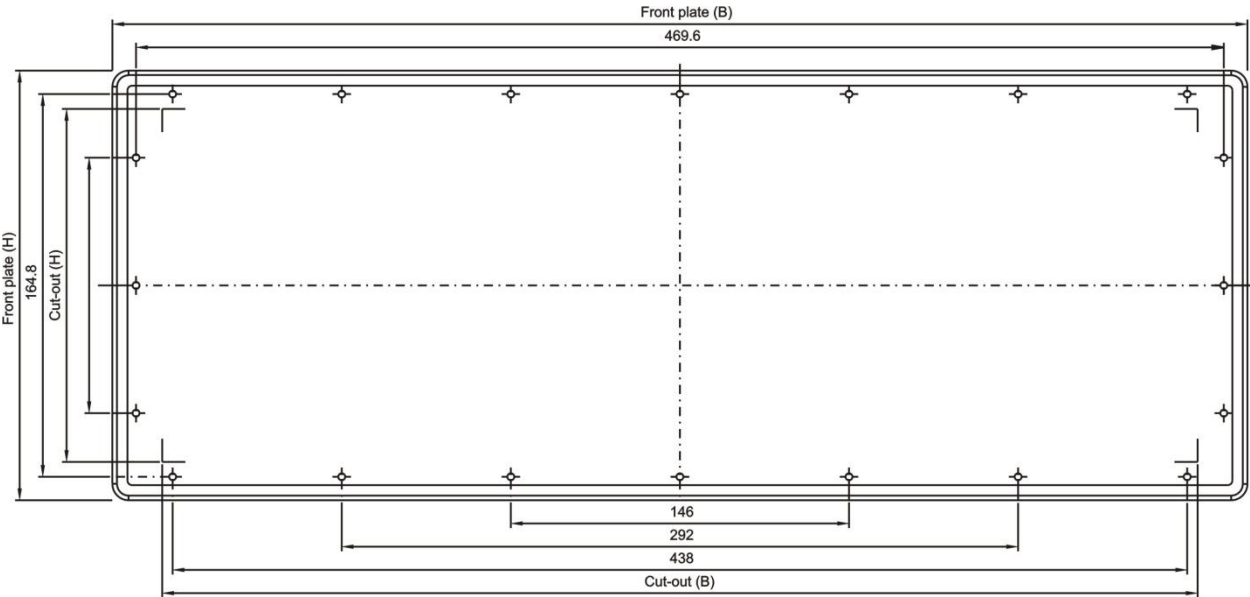
12.2 Mechanical dimensions

Dimensions in mm

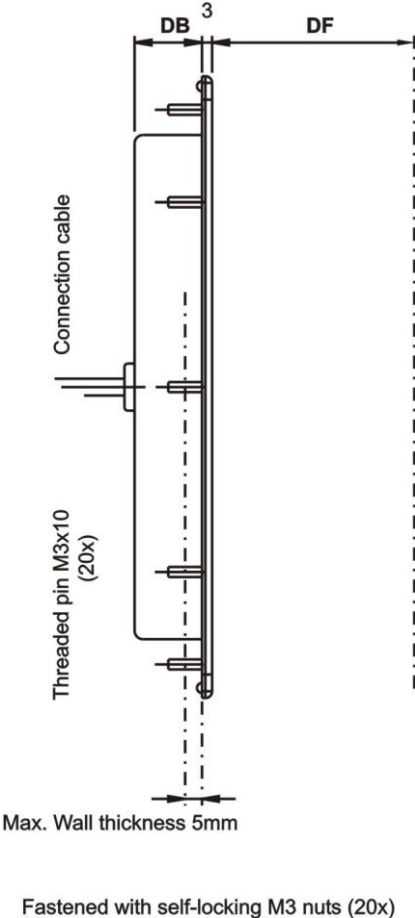
Keyboard version	Front plate (HxB)	Cut-out (HxB)	Hole pattern	Material thickness
KBDi-PS2-**	185 x 490	152 x 447 (± 0.5)	see diagram	up to 5
KBDi-TB50-PS2-**	185 x 490	152 x 447 (± 0.5)	see diagram	up to 5
KBDi-JS-PS2-**	185 x 490	152 x 447 (± 0.5)	see diagram	up to 5
KBDi-JS2-PS2-**	185 x 490	152 x 447 (± 0.5)	see diagram	up to 5

Keyboard version	Design back (DB) (height) (+ cable)	Design front (DF) (height)
KBDi-PS2-**	20 + 15	-
KBDi-TB50-PS2-**	50 + 15	12 (trackball height)
KBDi-JS-PS2-**	50 + 15	60 (joystick height)
KBDi-JS2-PS2-**	50 + 15	60 (joystick height)

12.2.1 Bottom view




12.2.2 Side view




13 Operation

13.1 General information

 NOTICE	<p>When operating the keyboard, particular care shall be taken that:</p> <ul style="list-style-type: none"> the keyboard has been properly installed according to instructions, the keyboard is undamaged, all screws are tightened fast, the interface cable is connected properly.
---	--

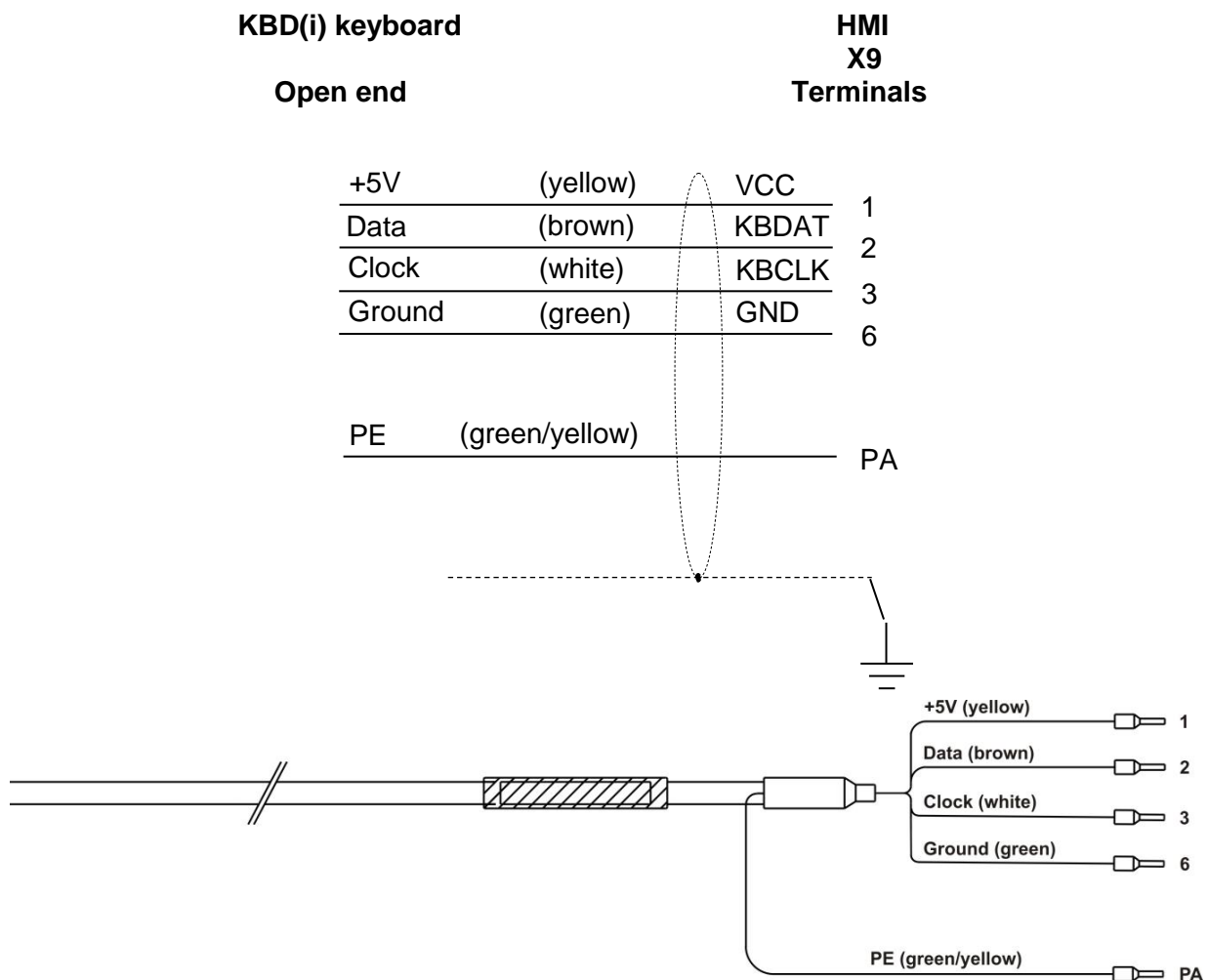
13.2 KBD(i) connections


The keyboards are fitted with an interface cable (LIYCY, 0,14 mm² / AWG26) with the (max.) length from 1.5 m that can be connected to the X9 terminal of HMIs device platform EAGLE, SERIES 300 Operator Interfaces –, SERIES 400 – Panel PC’s and SERIES 500 Thin Clients.

 ATTENTION	<p>Do NOT connect the external keyboard to live equipment !</p>
--	--

13.2.1 KBD(i)-PS2-** keyboard version

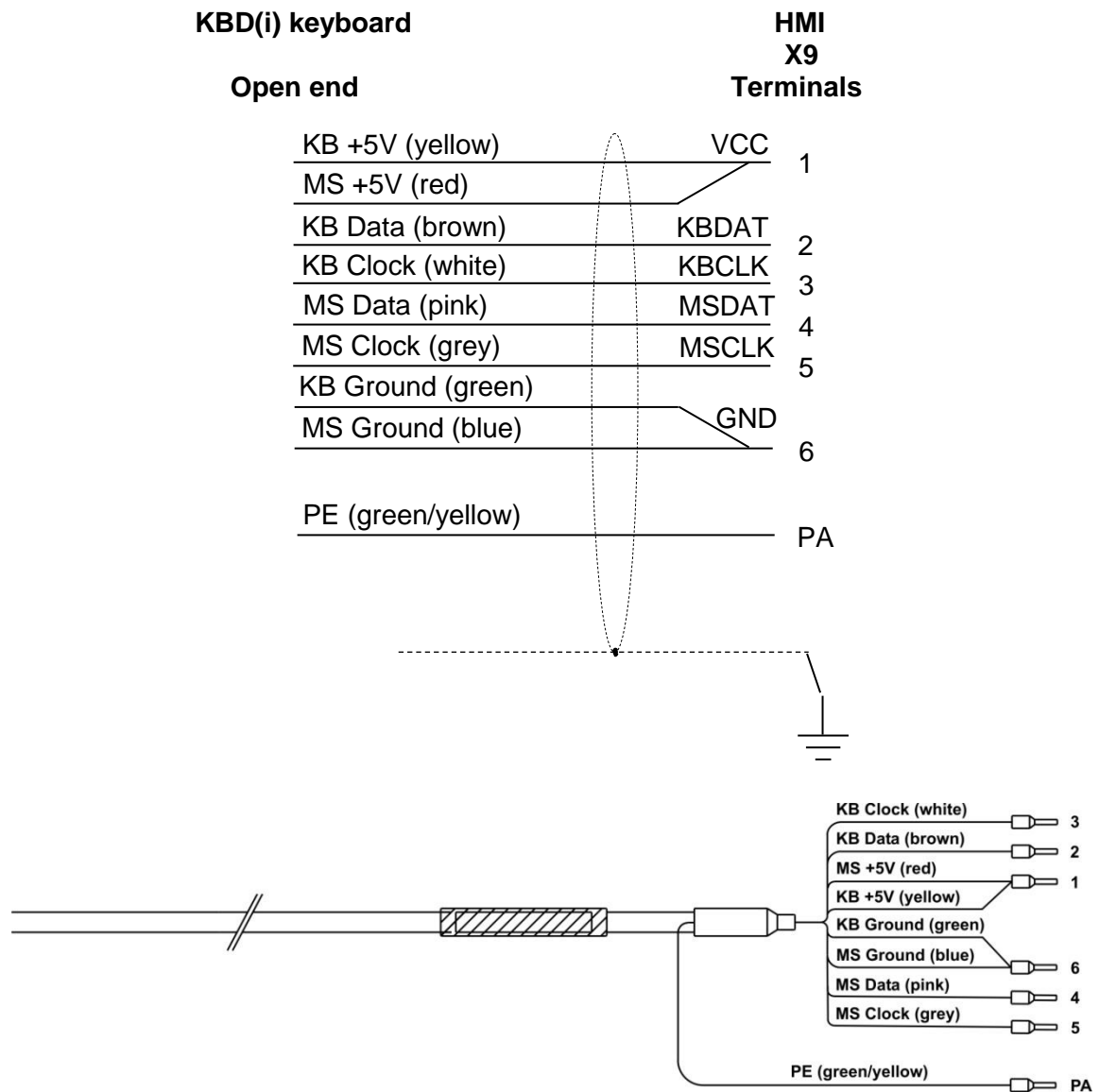
13.2.1.1 Connection cables



 ATTENTION	<p>The shielding connection (PE – green/yellow cable) must be connected to the PA terminal block of the HMIs !</p>
--	--

13.2.2 KBD(i)-***-PS2-** and KBDi-JS2-PS2-** keyboard version

13.2.2.1 Connection cables



! ATTENTION The shielding connection (PE – green/yellow cable) must be connected to the PA terminal block of the HMIs !

14 Maintenance, service

NOTICE

Associated equipment is subject to maintenance, service and testing according to guidelines 1999/92/EC, IEC/EN 60079-14, -17, -19 and BetrSichVer (Betriebssicherheitsverordnung - Occupational Safety and Health) !

The keyboards contain no replaceable parts. It is therefore not necessary to carry out regular adjustments.

Maintenance should focus on the following:

- Seal wear
- Front membrane damage
- All cables and lines are properly connected and undamaged
- Housing damage

CAUTION

If the device in its factory state is damaged or altered in any way, decommission it immediately and contact the manufacturer !

14.1 Servicing

It is the responsibility of the operator of an electrical plant in a hazardous environment to have the plant serviced. Please also note the appropriate national rules and regulations.

15 Troubleshooting

Users cannot carry out any keyboard repairs.

In addition, the following applies:

NOTICE

Devices operated in hazardous areas must not be modified. Repairs may only be carried out by qualified, authorized staff specially trained for this purpose.

Repairs may only be carried out by specially trained staff who are familiar with all basic conditions of the applicable user regulations and – if requested – have been authorized by the manufacturer.

16 Disposal

Disposal of old electric and electronic devices, packaging and used parts is subject to regulations valid in whichever country the device has been installed.

For countries under the jurisdiction of the EU the corresponding WEEE directive applies.

The keyboards are classified according to the table below:

	old	new
Directive	WEEE I Directive 2002/96/EC	WEEE II Directive 2012/19/EU
Valid	until 14.08.2018	from 15.08.2018
Category	9 Monitoring and control devices	SG5 Small equipment <50 cm

We shall take back our devices according to our General Terms and Conditions.

16.1 RoHS directive 2011/65/EC

The revised version of the RoHS (restriction of hazardous substances) 2002/95/EC directive, directive 2011/65/EC, extends its area of application to all electric and electronic products.

The keyboards are conform with the requirements from RoHS directive 2011/65/EU, dated 03.01.2013.

16.1.1 China RoHS labelling

According to new Chinese legislation in force since 01.03.2007, all devices containing hazardous substances must be labeled accordingly.

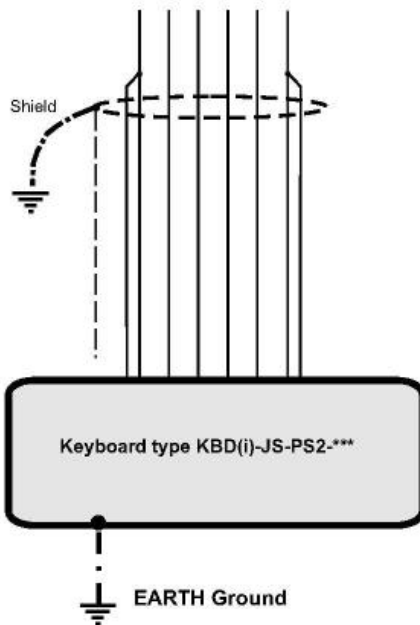
The part of all toxic or hazardous substance contained in the homogeneous materials of the keyboards is below the limit stipulated in SJ/T11363-2006.

17 Control Drawings CSA

HAZARDOUS LOCATIONS

Class I, Zone 1, AEx ib IIC T4 Gb
Ex ib IIC T4 Gb
Class I, Division 2, Group A, B, C and D

Entity parameters		
V_i	=	6 VDC
I_i	=	350 mA
P_i	=	1200 mW
C_i	=	25 μ F
L_i	=	0



terminal connector for equipotential bonding on backside of housing

Temperature Code T4



See manual

Note 1:
 The entity parameters listed represent the combination of worst case levels for KBD(i)-JS-PS2 keyboard 6 wire circuit.

Note 2:
 Interconnection with CSA certified intrinsically safe apparatus is allowed when the following is true:

U_i	\geq	U_o
I_i	\geq	I_o
P_i	\geq	P_o
$C_i + C_{cable}$	\leq	C_o
$L_i + L_{cable}$	\leq	L_o

Wire color	SIGNAL	
red yellow	VCC	5 V supply
blue green	GND	0 V supply
white	KBCLK	Keyboard clock signal
brown	KBDAT	Keyboard data signal
grey	MSCLK	Trackball/Joystick clock signal
pink	MSDAT	Trackball/Joystick data signal
green-yellow	PA	Shield

			2013	Date	Name	Control drawing	Scale	
			Drawn by	July 26	Be		KBDi-JS-PS2-***	1 : 1
			Checked	July 26	Be			Sheet
								1 of 1
						Agency		
							CSA	
						Drawing number	2013 28 50 0	
						File name	KBDi-Control-Drawing_201328500-20130826 cdr	
index	Date	Name					A4	

18 Declaration of EC conformity

18.1 KBD(i)-PS2-** keyboard version

EG/EU-Konformitätserklärung
 EC/EU Declaration of Conformity
 Déclaration de Conformité CE/UE



R. STAHL HMI Systems GmbH • Adolf-Grimme-Allee 8 • 50829 Köln, Germany
 erklärt in alleiniger Verantwortung, declares in its sole responsibility, déclare sous sa seule responsabilité,

dass das Produkt: **Keyboard**
 that the product:
 que le produit:

Typ(en), type(s), type(s): **KBD(i)-PS2-*****
 *** = In the complete type denomination, the asterisks are replaced by letters or numbers to identify different variations. These variations have no influence on explosion protection.

mit den Anforderungen der folgenden Richtlinien und Normen übereinstimmt.
 is in conformity with the requirements of the following directives and standards.
 est conforme aux exigences des directives et des normes suivantes.

Richtlinie(n) / Directive(s) / Directive(s)	Norm(en) / Standard(s) / Norme(s)
	Das Produkt entspricht Anforderungen aus: Product corresponds to requirements from: Produit correspond aux exigences:
2014/34/EU ATEX-Richtlinie 2014/34/EU ATEX Directive 2014/34/UE Directive ATEX	EN 60079-0:2012/A11:2013 EN 60079-11:2012

Kennzeichnung, marking, marquage: II 2G Ex ib IIC T4 Gb
 CE 0158

EG/EU-Baumusterprüfbescheinigung: **BVS 06 ATEX E 080**
 EC/EU Type Examination Certificate: **DEKRA EXAM GmbH (NB 0158)**
 Attestation d'examen CE/UE de type: Dinnedahlstrasse 9, 44809 Bochum, Germany

2014/30/EU EMV-Richtlinie 2014/30/EU EMC Directive 2014/30/UE Directive CEM	EN 61000-6-2: 2006 EN 61000-6-4: 2007 + A1:2011 EN 61326-1:2013
Produktnormen nach RoHS-Richtlinie (2011/65/EU): Product standards according to RoHS Directive: Normes des produit pour la Directive RoHS:	EN 50581:2012

Köln, 2017-02-24

Ort und Datum
 Place and date
 Lieu et date

i.V.
J. Düren
 Technical Director

i.V.
A. Jung
 Ex Representative

18.2 KBD(i)-***-PS2-** keyboard version

EG/EU-Konformitätserklärung
EC/EU Declaration of Conformity
Déclaration de Conformité CE/UE



R. STAHL HMI Systems GmbH • Adolf-Grimme-Allee 8 • 50829 Köln, Germany

erklärt in alleiniger Verantwortung, declares in its sole responsibility, déclare sous sa seule responsabilité,

dass das Produkt: **Keyboard with Joystick / Trackball**
 that the product:
 que le produit:

Typ(en), type(s), type(s): **KBD(i)-TB-PS2-**
 und / and / et
 KBD(i)-JS-PS2-****

**=any character without relevance for explosion protection

mit den Anforderungen der folgenden Richtlinien und Normen übereinstimmt.
 is in conformity with the requirements of the following directives and standards.
 est conforme aux exigences des directives et des normes suivantes.

Richtlinie(n) / Directive(s) / Directive(s)		Norm(en) / Standard(s) / Norme(s)	
Bis/Until/Jusque'au 2016-04-19:		Ab/From/De 2016-04-20:	EN 60079-0: 2009 EN 60079-11:2007 EN 61241-11:2006
94/9/EG	ATEX-Richtlinie	2014/34/EU	Das Produkt entspricht Anforderungen aus: Product corresponds to requirements from: Produit correspond aux exigences: EN 60079-0: 2012 EN 60079-11: 2012
94/9/EC	ATEX Directive	2014/34/EU	
94/9/CE	Directive ATEX	2014/34/UE	

Kennzeichnung, marking, marquage: **II 2G Ex ib IIC T4 Gb**
II 2D Ex ib IIIB T90 °C Db

CE 0158

EG/EU-Baumusterprüfbescheinigung: **BVS 07 ATEX E 019**

EC/EU Type Examination Certificate:
Attestation d'examen CE/UE de type:

DEKRA EXAM GmbH (NB 0158)
 Dinnendahlstraße 9, 44809 Bochum, Germany

Bis/Until/Jusque'au 2016-04-19:		Ab/From/De 2016-04-20:	EN 55022:1994 +A1:1995 +A2:1997 EN 55024:1998 EN 61000-6-2:2001
2004/108/EG	EMV-Richtlinie	2014/30/EU	
2004/108/EC	EMC Directive	2014/30/EU	
2004/108/CE	Directive CEM	2014/30/UE	

Produktnormen nach RoHS-Richtlinie (2011/65/EU): **EN 50581:2012**
Product standards according to RoHS Directive:
Normes des produit pour la Directive RoHS:

Köln, 2015-12-11

Ort und Datum
Place and date
Lieu et date

i.V.

J. Düren
 Technical Director

i.V.

W. Bertges
 Quality Manager

18.3 KBD(i)-JS2-PS2-** keyboard version

EG/EU-Konformitätserklärung
EC/EU Declaration of Conformity
Déclaration de Conformité CE/UE



R. STAHL HMI Systems GmbH • Adolf-Grimme-Allee 8 • 50829 Köln, Germany
 erklärt in alleiniger Verantwortung, *declares in its sole responsibility, déclare sous sa seule responsabilité,*

dass das Produkt: **Keyboard with Joystick**
that the product:
que le produit:

Typ(en), *type(s)*, *type(s)*: **KBDi-JS2-PS2-xx**
 xx = The asterisks are replaced by letters to mark different country-specific keyboard-designs. These differences have no relevance for explosion protection.

mit den Anforderungen der folgenden Richtlinien und Normen übereinstimmt.
is in conformity with the requirements of the following directives and standards.
est conforme aux exigences des directives et des normes suivantes.

Richtlinie(n) / Directive(s) / Directive(s)		Norm(en) / Standard(s) / Norme(s)	
		Das Produkt entspricht Anforderungen aus: <i>Product corresponds to requirements from:</i> <i>Produit correspond aux exigences:</i>	
2014/34/EU 2014/34/EU 2014/34/UE	ATEX-Richtlinie ATEX Directive Directive ATEX	EN 60079-0:2012/A11:2013 EN 60079-11:2012	

Kennzeichnung, *marking, marquage*: II 2G Ex ib IIC T4 Gb
 CE 0158

EG/EU-Baumusterprüfbescheinigung: **BVS 16 ATEX E 122**
EC/EU Type Examination Certificate: **DEKRA EXAM GmbH (NB 0158)**
Attestation d'examen CE/UE de type: Dinnedahlstrasse 9, 44809 Bochum, Germany

2014/30/EU 2014/30/EU 2014/30/UE	EMV-Richtlinie EMC Directive Directive CEM	EN 61000-6-2: 2006 EN 61000-6-4: 2007 + A1:2011 EN 61326-1:2013	
Produktnormen nach RoHS-Richtlinie (2011/65/EU): <i>Product standards according to RoHS Directive:</i> <i>Normes des produit pour la Directive RoHS:</i>		EN 50581:2012	

Köln, 2017-02-22

Ort und Datum
Place and date
Lieu et date

i.V.
 J. Düren
 Technical Director

i.V.
 A. Jung
 Ex Representative

18.4 RCM

Supplier's declaration of conformity



As required by the following Notices:

- > *Radiocommunications (Compliance Labelling - Devices) Notice 2014* made under section 182 of the *Radiocommunications Act 1992*;
- > *Radiocommunications Labelling (Electromagnetic Compatibility) Notice 2017* made under section 182 of the *Radiocommunications Act 1992*
- > *Radiocommunications (Compliance Labelling – Electromagnetic Radiation) Notice 2014* made under section 182 of the *Radiocommunications Act 1992* and
- > *Telecommunications (Labelling Notice for Customer Equipment and Customer Cabling) Instrument 2015* made under section 407 of the *Telecommunications Act 1997*.

Instructions for completion

- > *Do not return this form to the ACMA.* This completed form must be retained by the supplier as part of the documentation required for the compliance records and must be made available for inspection by the ACMA when requested.

Supplier's details (manufacturer, importer or authorised agent)

Company Name (OR INDIVIDUAL)

R. STAHL Australia Pty Ltd
TRADING AS R. STAHL HMI Systems GmbH

ACN/ARBN

ABN 81 150955838

OR

New Zealand IRDN

--

Street Address (AUSTRALIAN or NEW ZEALAND)

848 Old Princes Highway
Sutherland, NSW
POSTCODE 2232
Phone: +61 2 4254 4777

Product details and date of manufacture

Product description – brand name, type, current model, lot, batch or serial number (if available), software/firmware version (if applicable)

<p>Operating and Monitoring Devices</p> <p>EXICOM ET-306-A-***; ET-406-A-***; ET-506-A-***; ET-316-A-***; ET-416-A-***; ET-516-A-***; ET-336-A-***; ET-436-A-***; ET-536-A-***; ET-356-A-***; ET-456-A-***; ET-556-A-***; * = Fx or Tx, ** = HDn and/or SR and/or additional information</p>
<p>Operating and Monitoring Devices</p> <p>EXICOM MT-306-A-***; MT-406-A-***; MT-506-A-***; MT-316-A-***; MT-416-A-***; MT-516-A-***; MT-336-A-***; MT-436-A-***; MT-536-A-***; MT-356-A-***; MT-456-A-***; MT-556-A-***; * = Fx or Tx, ** = HDn and/or SR and/or additional information</p>
<p>Keyboard</p> <p>KBD(i)-PS2-***; *** = In the complete type denomination, the asterisks are replaced by letters or numbers to identify different variations.</p>
<p>Keyboard with Joystick / Trackball</p> <p>KBD(i)-TB-PS2-***; KBD(i)-JS-PS2-***; ** = any character without relevance for explosion protection</p>

Keyboard with Joystick
KBDI-JS2-PS2-xx; xx = The asterisks are replaced by letters to mark different country-specific keyboard-designs.

Compliance – applicable standards and other supporting documents

Evidence of compliance with applicable standards may be demonstrated by test reports, endorsed/accredited test reports, certification/competent body statements.

Having had regard to these documents, I am satisfied the above mentioned product complies with the requirements of the relevant ACMA Standards made under the *Radiocommunications Act 1992* and the *Telecommunications Act 1997*.

List the details of the documents the above statement was made, including the standard title, number and, if applicable, number of the test report/endorsed test report or certification/competent body statement

EN 61000-6-4:2011-09; EN 61000-6-4:2007 + A1:2011; EN 55022:1994 + A1:1995 + A2:19997

Declaration

I hereby declare that:

1. I am authorised to make this declaration on behalf of the Company mentioned above,
2. the contents of this form are true and correct, and
3. the product mentioned above complies with the applicable above mentioned standards and all products supplied under this declaration will be identical to the product identified above.

Note: Under section 137.1 of the *Criminal Code Act 1995*, it is an offence to knowingly provide false or misleading information to a Commonwealth entity.
Penalty: 12 months imprisonment

	Managing Director
SIGNATURE OF SUPPLIER OR AGENT	POSITION IN ORGANISATION
John Zagame	2018-10-15
PRINT NAME	DATE

The *Privacy Act 1988* (Cth) (the Privacy Act) imposes obligations on the ACMA in relation to the collection, security, quality, access, use and disclosure of personal information. These obligations are detailed in the Australian Privacy Principles.

The ACMA may only collect personal information if it is reasonably necessary for, or directly related to, one or more of the ACMA's functions or activities.

The purpose of collecting the personal information in this form is to ensure the supplier is identified in the 'Declaration of conformity'. If this Declaration of Conformity is not completed and the requested information is not provided, a compliance label cannot be applied.

Further information on the Privacy Act and the ACMA's Privacy Policy is available at www.acma.gov.au/privacypolicy. The Privacy Policy contains details about how you may access personal information about you that is held by the ACMA, and seek the correction of such information. It also explains how you may complain about a breach of the Privacy Act and how we will deal with such a complaint.

Should you have any questions in this regard, please contact the ACMA's privacy contact officer on telephone on 1800 226 667 or by email at privacy@acma.gov.au.

19 Release Notes

The chapter entitled "Release Notes" contains all the changes made in every version of the Operating Instructions.

Version 01.01.16

- Removal of previous release notes
- Changing Disclaimer
- Addition of "textbox caution" in section "Maintenance, overhaul" with information according to "decommission the device"
- Addition of RCM declaration of conformity
- Formal changes

Version 01.01.17

- Renew / changing EAC certificate number KBDi-PS2-*
- Formal changes

R. STAHL HMI Systems GmbH
Adolf-Grimme-Allee 8
D 50829 Köln

T:	(switchboard)	+49 221 76 806	- 1000
	(Hotline)	+49 221 76 806	- 5000
F:		+49 221 76 806	- 4100
E:	(switchboard)	office@stahl-hmi.de	
	(hotline)	support@stahl-hmi.de	

r-stahl.com
stahl-hmi.de



THE STRONGEST LINK.