



Conduit Fittings

Series BMF, BFF

Selection Table

Version	Nominal diameter	Type	Order number	Weight kg
Conduit fittings Series BMF , with female / male union  <small>00684E00</small>	NPT 1/2"	BMF1	108808	0.150
	NPT 3/4"	BMF2	108809	0.185
	NPT 1"	BMF3	108810	0.300
	NPT 1 1/2"	BMF5	108811	1.000
	NPT 2"	BMF6	108812	1.400
	NPT 2 1/2"	BMF7	108813	2.350
	NPT 3"	BMF8	108814	4.160
	Conduit fittings Series BFF , with female / female union  <small>00676E00</small>	NPT 1/2"	BFF1	108800
NPT 3/4"		BFF2	108801	0.150
NPT 1"		BFF3	108802	0.235
NPT 1 1/2"		BFF5	108804	0.960
NPT 2"		BFF6	108805	1.220
NPT 2 1/2"		BFF7	108806	2.240
NPT 3"		BFF8	108807	2.600

Explosion Protection

Global (IECEX)

Gas and dust	IECEX CES 10.0002 U Ex d IIB Ex tD A21 IP66/67
--------------	--

Europe (ATEX)

Gas and dust	CESI 99 ATEX 034 U II 2 G Ex d IIB II 2 D Ex tD A21 IP66/67
--------------	---

Certifications and certificates

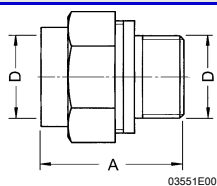
Certificates	IECEX, ATEX, Kazakhstan (TR), Russia (TR), Belarus (TR)
--------------	---

Technical Data

Mechanical data

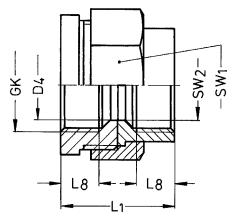
Material	Zinc coated steel
----------	-------------------

Dimensional Drawings (All Dimensions in mm) - Subject to Alterations



Conduit fittings
Series BMF

Type	Dimensions Nominal diameter D	A [mm]
BMF 1	NPT 1/2"	59
BMF 2	NPT 3/4"	59
BMF 3	NPT 1"	72
BMF 5	NPT 1 1/2"	87
BMF 6	NPT 2"	87
BMF 7	NPT 2 1/2"	99
BMF 8	NPT 3"	99



Conduit fittings
Series BFF

Type	Dimensions Nominal diameter GK	D ₄ [mm]	L ₈ [mm]	L ₁ [mm]	SW ₁ [mm]	SW ₂ [mm]
BFF 1	NPT 1/2"	14	20,5	46	30	15
BFF 2	NPT 3/4"	19	20,5	46	35	19
BFF 3	NPT 1"	24	25	56	42	24
BFF 5	NPT 1 1/2"	35	26	62	70	39
BFF 6	NPT 2"	45	26	62	84	50
BFF 7	NPT 2 1/2"	62	30	70	108	65
BFF 8	NPT 3"	75	30	70	121	76

We reserve the right to make alterations to the technical data, dimensions, weights, designs and products available without notice. The illustrations cannot be considered binding.

WebCode BMFA