

- Time- and cost-saving installation on DIN rails or mounting plates
- High availability thanks to redundant auxiliary power supply with signalling contact and separate signalling contact for segment errors
- Special slot for 9415 series DCM for online transmission of physical layer diagnostics

A5

WebCode **9419B**



9419 series bus-Carriers allow 9412 series fieldbus power supplies for FF H1 segments to be installed quickly and securely. Variants are available for eight segments with simplex supply and for four or eight segments with redundant supply.

Connectors are integrated in this version to connect the AKB336 system cable for Yokogawa ALF111 host assemblies.

	IECEX / ATEX					
Zone	0	1	2	20	21	22
Installation in			•			

	NEC® 500 CE Code Appendix J					
	Class I		Class II		Class III	
Division	1	2	1	2	1	2
Installation in		•				




	CE Code Section 18					
	NEC® 505			NEC® 506		
	Class I					
Zone	0	1	2	20	21	22
Installation in			•			

Selection Table						
Product Description	ISbus fieldbus technology Yokogawa bus-Carrier For Zone 2					
Trunk supply	Number of segments	Number of slots	Product Type	Art. No.	Weight	
Redundant	4	8 FPS + 1 DCM	9419/04R-YO1-02A5	221455	600 g	
	8	16 FPS + 1 DCM	9419/08R-YO1-02A5	221456	1.2 kg	
Simplex	8	8 FPS + 1 DCM	9419/08F-YO1-01A5	221454	600 g	

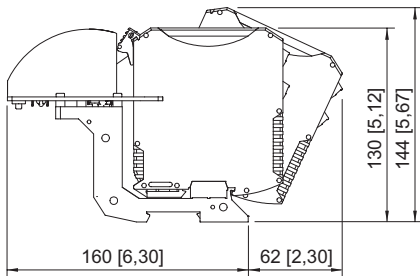

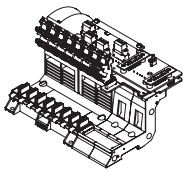
The shield terminals (see accessories) must be ordered separately for the bus-carrier.
Please order fieldbus power supplies (FPS), diagnosis communication module (DCM) and linking devices (LD) separately.

Technical Data	
Explosion Protection	
IECEX gas explosion protection	Ex nA nC IIC T4 Gc
ATEX gas explosion protection	Ⓔ II 3 G Ex nA nC IIC T4 Gc
Certificates	ATEX (BVS), Canada (FM), IECEx (BVS), USA (FM)
Electrical Data	
Error detection Power Fail (pri / red)	Contact "PF" (35 V/100 mA) closed in go-state
Error detection Diagnostic	Contact "Dia" (35 V/100 mA) closed in go-state
Auxiliary Power	
Nominal voltage	24 V DC
Redundant supply	Yes, diode-decoupled
Ambient Conditions	
Ambient temperature	-20 °C ... +70 °C

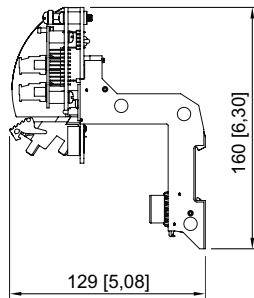
Accessories

Figure	Description	Art. No.	Weight
Diagnostics communication module 9415			
	Transmission of diagnostic data for up to eight segments via FF H1	207903	240 g
Fieldbus power supply			
	Fieldbus supply, diagnostics and adjustable warning level	200588	135 g
Spring clamp clip			
	Spring clamp clip KLBU C01	113509	1 g

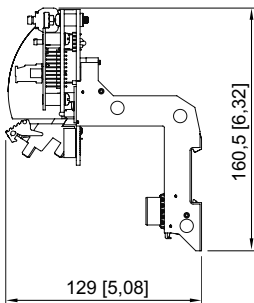
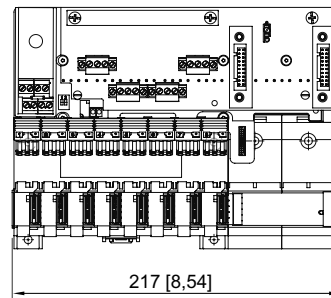
Dimensional Drawings (All Dimensions in mm [inches]) – Subject to Alterations



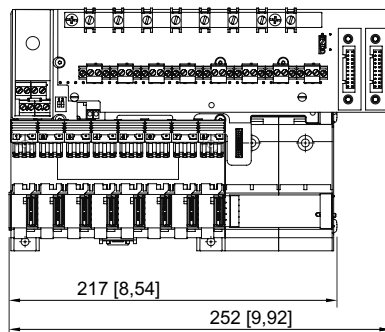
9419 bus-Carrier with modules



9419/04R bus-Carrier for 4 fieldbus segments



9419/08F bus-Carrier for 8 fieldbus segments

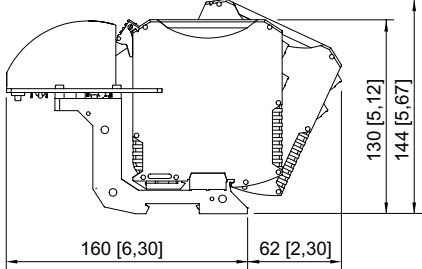
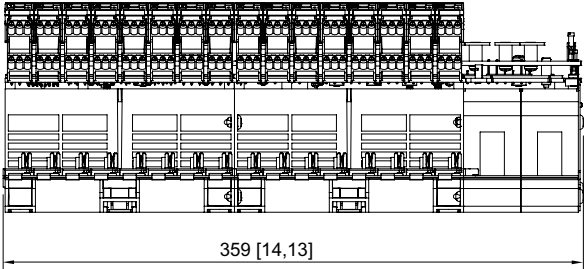


Yokogawa ALF111 version bus-Carrier

Series 9419



A5



9419/08R bus-Carrier for 16 fieldbus segments