



- No effect of torsion forces from the wire on the seal
- Full compatibility between SolConeX and CES devices
- Variants for use in the USA/Canada available on request
- Wide temperature range for use
- High mechanical impact and shock resistance
- Perfect protection against the ingress of liquids and dust
- 3D data available to download from the website

WebCode **8570E**



R. STAHL Series 8570/12 SolConeX plugs for Zone 1/21 are 3-, 4- or 5-pole versions up to 16 A. The floating pins allow them to be inserted and removed quickly and easily. The pivoting strain relief makes it easier to install the cable. Self-cleaning and corrosion-free plug pins made from high-quality materials ensure optimum electrical contact.

	IECEX / ATEX					
Zone	0	1	2	20	21	22
Installation in		•	•		•	•

Selection Table								
Product Description		Plug 16 A						
Figure	Detailed number of poles	Coding (clock hour position)	Rated operational voltage AC	Colour code	Frequency range	Product Type	Art. No.	Weight kg
	1 P + N + PE	4	100 to 130 V AC	Yellow	50 / 60 Hz	8570/12-304	257778 ▲	0.331
		5	277 V AC	Light grey	60 Hz	8570/12-305	257779	0.331
	2 P + PE	2	> 50 V AC	Green	> 300 – 500 Hz	8570/12-302	257776	0.331
		3	> 50 to 110 V DC	Light grey	–	8570/12-303	257777 ■	0.331
		6	200 to 250 V AC	Blue	50 / 60 Hz	8570/12-306	257780 ▲	0.331
		7	480 to 500 V AC	Black	50 / 60 Hz	8570/12-307	257970 ■	0.331
		9	380 to 415 V AC	Red	50 / 60 Hz	8570/12-309	258031	0.331
	3 P + N + PE	3	220/380 V AC	Red	50 Hz	8570/12-503	258037 ■	0.444
		4	57/100 to 75/130 V AC	Yellow	50 / 60 Hz	8570/12-504	258038 ■	0.444
		5	347/600 to 400/690 V AC	Black	50 / 60 Hz	8570/12-505	258035 ■	0.444
		6	200/346 to 240/415 V AC	Red	50 / 60 Hz	8570/12-506	258032 ■	0.444
		7	277/480 to 288/500 V AC	Black	50 / 60 Hz	8570/12-507	258033 ■	0.444
		9	120/208 to 144/250 V AC	Blue	50 / 60 Hz	8570/12-509	258034 ■	0.444
		11	250/440 to 265/460 V AC	Red	60 Hz	8570/12-511	258036	0.444

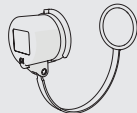
**Selection Table**

Product Description		Plug 16 A						
Figure	Detailed number of poles	Coding (clock hour position)	Rated operational voltage AC	Colour code	Frequency range	Product Type	Art. No.	Weight kg
	3 P + PE	2	> 50 V AC	Green	> 300 – 500 Hz	8570/12-402	258046	0.384
		3	380 V AC	Red	50 Hz	8570/12-403	258045	0.384
		4	100 to 130 V AC	Yellow	50 / 60 Hz	8570/12-404	258047 ■	0.384
		5	600 to 690 V AC	Black	50 / 60 Hz	8570/12-405	258042 ■	0.384
		6	380 to 415 V AC	Red	50 / 60 Hz	8570/12-406	258039 ■	0.384
		7	480 to 500 V AC	Black	50 / 60 Hz	8570/12-407	258040 ■	0.384
		9	200 to 250 V AC	Blue	50 / 60 Hz	8570/12-409	258041 ■	0.384
		10	> 50 V AC	Green	100 – 300 Hz	8570/12-410	258044 ■	0.384
		11	440 to 460 V AC	Red	60 Hz	8570/12-411	258043 ■	0.384
		Product Description		Plug 16 A downstream of isolating transformer				
Figure	Detailed number of poles	Coding (clock hour position)	Rated operational voltage AC	Colour code	Frequency range	Product Type	Art. No.	Weight kg
	2 P + PE	12	50 to 250 V AC	Blue	50 / 60 Hz	8570/12-312	257781	0.331

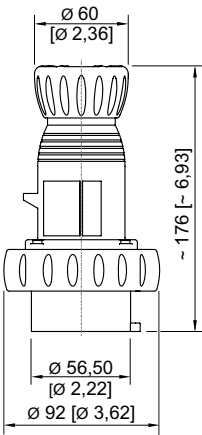
**Technical Data**

Variant	Plug 16 A
<b>Explosion Protection</b>	
IECEX gas explosion protection	Ex db eb IIC T6 Gb
IECEX dust explosion protection	Ex tb IIIC T80 °C Db
ATEX gas explosion protection	Ⓔ II 2 G Ex db eb IIC T6 Gb
ATEX dust explosion protection	Ⓔ II 2 D Ex tb IIIC T80 °C Db
Certificates	ATEX (PTB), IECEX (PTB), Korea (KGS), Taiwan (ITRI)
Notes	Product label may vary. Series devices have certification according to ATEX and IECEX.
<b>Electrical Data</b>	
Rated operational current	max. 16 A
Rated operational current note	Optional up to 20 A
Notes	The current must be reduced to 12 A for frequencies ≥ 100 Hz
<b>Ambient Conditions</b>	
Ambient temperature	-50 °C ... +55 °C
Notes	For further information, see the operating instructions.
<b>Mechanical Data</b>	
IP degree of protection (IEC 60529)	IP66
IP degree of protection (IEC 60079)	IP66
Enclosure material	Polyamide, Glass fibre reinforced
Silicone-free	No
Silicone-free note	Optional: Silicone-free variant are available on request (ambient temperature -30 °C to +55 °C)
Finely stranded connection cross-section	1 x 1.5 mm <sup>2</sup> ... 1 x 4 mm <sup>2</sup>
Impact strength (IEC 60079)	7 J
Impact strength (IEC 62262)	IK10
<b>Components</b>	
Cable diameter	8 – 18 mm

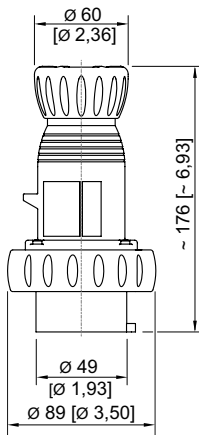
Accessories

Figure	Description	Art. No.	Weight kg
	3-pole	150496 ■	0.043
	4-pole	150510 ■	0.049
	5-pole	150520 ■	0.056

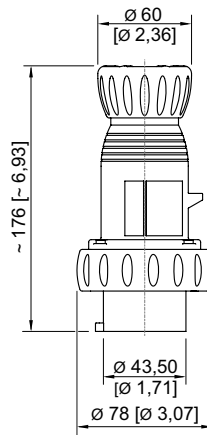
Dimensional Drawings (All Dimensions in mm [inches]) – Subject to Alterations



5-pole plug

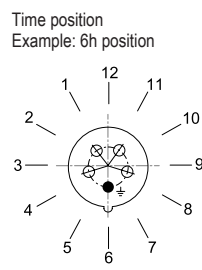


4-pole plug

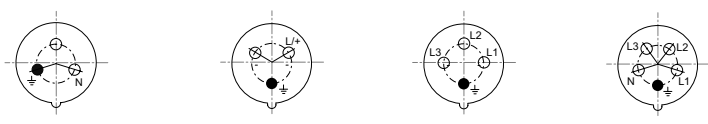


3-pole plug

Arrangement of contact pins



Arrangement of contact pins and terminal markings



1 P + N + PE      2 P + PE      3 P + PE      3 P + N + PE

Arrangement of contact pins and terminal markings in the 6 h position (view from the front side)