



- Suitable for Ex i Profibus DP V0/V1 HART, Modbus RTU
- Supports system redundancy and optical rings
- CPM in Zone 1 can be replaced without having to disconnect the power supply (i.e. hot-swapped)
- Integration in plant asset management systems via ServiceBus and FDT/DTM
- Integrated Ex i power supply for up to 8 I/O modules

A4

WebCode 9440A



Modbus RTU



Series 9440/22 CPU & power modules (CPM) for Zone 1 are used to supply up to 8 IS1+ I/O modules and field circuits with intrinsically safe power. Intrinsically safe RS485-IS with PROFIBUS DP or Modbus RTU is used for communicating with the automation system. The CPMs support system redundancy and optical rings and can be replaced during operation (i.e. hot-swapped) in Zone 1/Div. 1. A DTM and process bus or Service-Bus are used for asset management integration.

	IECEX / ATEX					
	0	1	2	20	21	22
Zone						
Ex interface	•	•	•		•	•
Installation in		•	•			

	NEC® 500 CE Code Appendix J					
	Class I		Class II		Class III	
	1	2	1	2	1	2
Division						
Ex interface	•	•	•	•	•	•
Installation in	•	•				





	CE Code Section 18					
	NEC® 505			NEC® 506		
	Class I					
	0	1	2	20	21	22
Zone						
Ex interface	•	•	•			
Installation in		•	•			

Selection Table						
Installation Zone 1/Division 1						
Nominal voltage	Protocols	Redundancy	Product Type	Art. No.	Weight	
24 V DC	Modbus RTU	Full redundancy	9440/22-01-11-C1202	162221	2.96 kg	
	Profibus DP V0	Full redundancy	9440/22-01-11-C1243	162218	2.96 kg	
	Profibus DP V1 Profibus DP V1 HART	According to PNO Full redundancy	9440/22-01-11-C1455	203585	2.96 kg	
120 V / 230 V AC	Modbus RTU	Full redundancy	9440/22-01-21-C1202	162214	2.96 kg	
	Profibus DP V0	Full redundancy	9440/22-01-21-C1243	162211	2.96 kg	
	Profibus DP V1 Profibus DP V1 HART	According to PNO Full redundancy	9440/22-01-21-C1455	203586	2.96 kg	

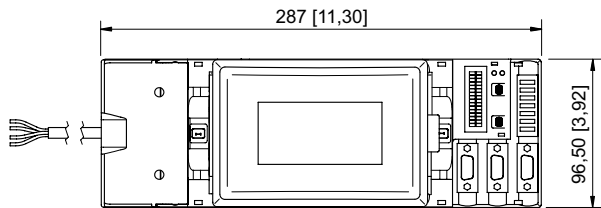
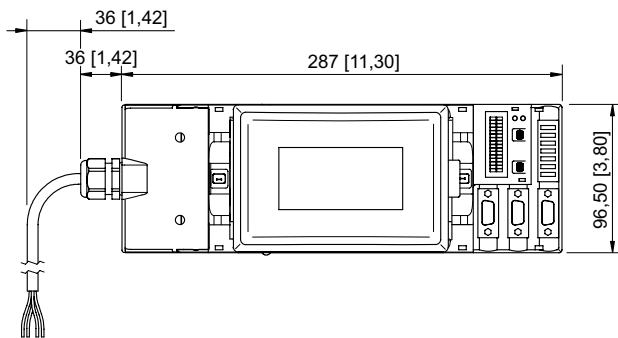
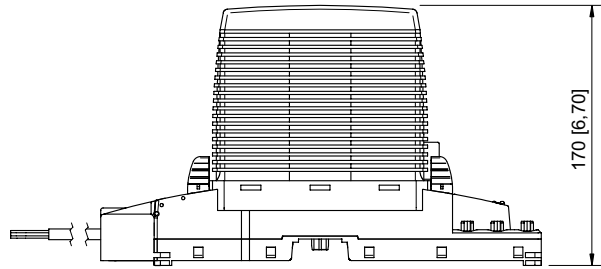
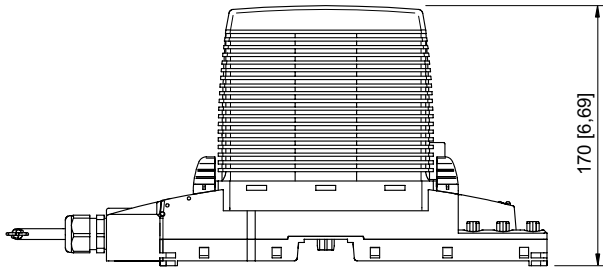
Please order the 9490 socket separately (see accessories).

Technical Data		
Variant	24 V DC	120 V / 230 V AC
Explosion Protection		
IECEX gas explosion protection	Ex d [ia] [ib] IIC T4 Gb	Ex d [ia] [ib] IIC T4 Gb
ATEX gas explosion protection	Ex II 2 G Ex d [ia] [ib] IIC T4 Gb	Ex II 2 G Ex d [ia] [ib] IIC T4 Gb
Certificates	ATEX (DEK), Brazil (ULB), Canada (FM), China (NEPSI), IECEX (DEK), Korea (KTL), USA (FM)	ATEX (DEK), Brazil (ULB), Canada (FM), China (NEPSI), IECEX (DEK), Korea (KTL), USA (FM)
Ship approval	ABS, BVIS, EU RO MR (DNV), KR, LR	ABS, BVIS, EU RO MR (DNV), KR, LR

Technical Data		
Variant	24 V DC	120 V / 230 V AC
Electrical Data		
Copper RS485 transmission length/rate	1200 m at 9.6 to 93.75 kbps 1000 m at 187.5 kbps 400 m at 500 kbps 200 m at 1.5 Mbps	1200 m at 9.6 to 93.75 kbps 1000 m at 187.5 kbps 400 m at 500 kbps 200 m at 1.5 Mbps
Fieldbus RS485 connection	Sub-D socket, 9-pole	Sub-D socket, 9-pole
ServiceBus RS485 connection	Sub-D socket, 9-pole	Sub-D socket, 9-pole
Auxiliary Power		
Auxiliary power voltage range	20 to 35 V DC	90 to 253 V AC
Current consumption (without I/O modules)	0.21 A at 24 V DC	Approx. 25 mA at 230 V AC Approx. 48 mA at 120 V AC
Current consumption (8 I/O modules)	Approx. 2.5 A at 24 V DC	Approx. 0.4 A at 230 V AC Approx. 0.8 A at 120 V AC
Power dissipation (without I/O modules)	5 W	8.4 W
Power dissipation (per I/O module)	1.4 W	1 W
Ambient Conditions		
Ambient temperature	-20°C ... +65°C	-20°C ... +65°C
Mechanical Data		
Degree of protection (IP) (IEC 60529)	IP20 connections IP30 modules	IP20 connections IP30 modules
Width	96.5 mm	96.5 mm
Depth	170 mm	170 mm

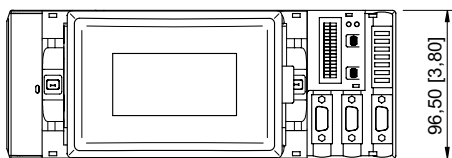
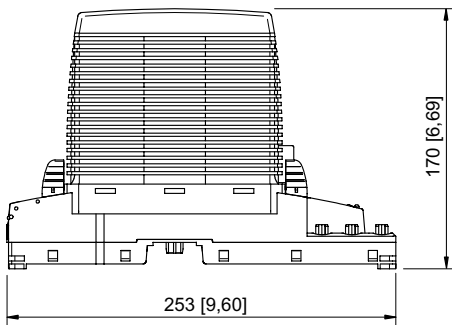
Accessories			
Figure	Description	Art. No.	Weight
RS485 media converter			
	Media converter for installation in Zone 1. For fieldbuses (PROFIBUS DP, Modbus RTU) using optical intrinsically safe "Ex op is" fibre optic in Zone 1. Compatible with Series 9786 devices. Point-to-point, linear structure or optical ring. With diagnostics function including error signalling. Simple parameterisation using a rotary switch. Data rates from 9.6 kbps to 1.5 Mbps possible. For further information, see the data sheet for the Series 9786 media converter.	308562	825 g
	Media converter for installation in Zone 2. For fieldbuses (PROFIBUS DP, Modbus RTU) using optical intrinsically safe "Ex op is" fibre optic in Zone 1. Compatible with Series 9786 devices. Point-to-point, linear structure or optical ring. With diagnostics function including error signalling. Simple parameterisation using a rotary switch. Data rates from 9.6 kbps to 1.5 Mbps possible. For further information, see the data sheet for the Series 9786 media converter.	308563	814 g
Series 9490/11 socket for CPU & power module			
	Zone 1, connection by means of Ex e terminals, 24 V DC, 120/230 V AC	162707	482 g
Series 9490/13 socket for CPU & power module			
	Zone 1, connection by means of an unconnected cable end, 24 V DC, 120/230 V AC	162711	900 g

Accessories			
Figure	Description	Art. No.	Weight
Series 9490/12 socket for CPU & power module			
	Division 1, connection by means of a conduit, 24 V DC, 120/230 V AC	162715	900 g
Sub-D plug, RS-485 IS, angled			
	9-pin for connecting fieldbus or ServiceBus to CPU & power module Series 9440/22, 9185 fieldbus isolating repeater and 9786/12-11 media converter. The end-of-line resistor is installed and switchable. For RS 485 IS (according to Profibus standard). Ambient temperature: -40 °C to +70 °C	162693	100 g
Fieldbus Isolating Repeater Series 9185/11			
	Equipment for installation in safe areas or Zone 2/Div. 2 For fieldbuses with RS485-IS interface – Zone 1/Class I, II, III Division 1 and Class I, II, III Zone 1 Suitable for PROFIBUS DP, Modbus, R. STAHL ServiceBus RS 232, RS 422, RS 485 interface with the automation system Transmission rate automatically set with PROFIBUS DP Adjustable transmission rate (1.2 kbps to 1.5 Mbps) 24 V AC/DC auxiliary power For further information, see the Series 9185/11 data sheet	227598	350 g
IS1 DTM devices Series 9499/DTM			
	<ul style="list-style-type: none"> - Parameterisation and configuration of the IS1+ system - Communication with HART-capable field devices - Supports all common FDT frame applications (e.g. FieldCare, PactWare™) - Condition monitoring - Scan function for automatic topology generation - Download from r-stahl.com 	-	-
	9499/DTM-IS1-02 Com/Device/HART 30 Free-of-charge software licence for up to 30 HART devices	251237	-
	9499/DTM-IS1-04 Com/Device/HART 300 Software licence for up to 300 HART devices	251239	-
	9499/DTM-IS1-06 Com/Device/HART untd. Software licence for an unlimited number of HART devices	251240	-
IS1 PCS7 APL field device library			
	Simple integration of IS1+ systems in SIEMENS PCS7 (V9 SP2 to V9.1 SP2): - PROFIBUS DP with CPM 9440 from GSD 3.12; CPU 9442 from GSD 5.14 - PROFINET with CPU 9441 from GSDML-V2.3-Stahl-RIO-20140206; CPU 9442 from GSDML-V2.34-Stahl-RIO9442-20200427 Further information and ordering only available from Siemens: www.siemens.com/mvdi	-	-
Vibration bracket set			
	When installed in environments with extreme vibration (> 0.7 g and max. 4 g), the 9490 vibration brackets may be used as an additional measure and provide mechanical stability for the individual modules. For mounting: 9440/22 CPM for Zone 1, redundant Number of brackets in a set: 2 Screws (item no. 275516) must be ordered separately.	271918	-
	When installed in environments with extreme vibration (> 0.7 g and max. 4 g), the 9490 vibration brackets may be used as an additional measure and provide mechanical stability for the individual modules. For mounting: 9440/22 CPM for Zone 1, single Number of brackets in a set: 2 Screws (item no. 275516) must be ordered separately.	271917	-
Set of screws			
	Set of M5 x 14 screws (self-tapping) for 9490 vibration brackets Number of screws in a set: 25	275516	-



CPU & power module for Division 1 with connection by means of a conduit

CPU & power module for Zone 1 with connection by means of an unconnected cable end



CPU & power module for Zone 1 with connection by means of Ex e terminals