



- Flexible: Modular design and three sizes make customer-specific versions possible
- Lightweight enclosure made of glass fibre reinforced polyester resin (GRP), suitable for the marine industry and offshore applications

E4

MY R. STAHL 8040B









With the R. STAHL Series 8040 control device system, you can get a clear overview of the control devices. The three combinable sizes and the modular design offer flexibility. You can choose from one standard version and customised variants.

	IECEX / ATEX					
Zone	0	1	2	20	21	22
Installation in		•	•		•	•

Selection Table									
Product variant									
Key-operated switch									
Figure	Installation position top	Built-in element top	Installation position middle	Built-in element middle	Installation position bottom	Built-in element bottom	Product Type	Art. No.	Weight
	-	-	Key-operated switch, Latching/latching	Contact element NC/NO	-	-	8040/1180X-08M01SA05	130902	450 g
	-	-	Key-operated switch, Latching/latching/latching	Contact element NO/NO	-	-	8040/1180X-08M03SA04	130822	450 g
Product variant									
LED illuminated pushbutton									
Figure	Installation position top	Built-in element top	Installation position middle	Built-in element middle	Installation position bottom	Built-in element bottom	Product Type	Art. No.	Weight
	-	-	LED illuminated pushbutton, All colours	Contact element NO / LED / NC	-	-	8040/1180X-35C06SA45	130828	400 g
Product variant									
LED illuminated pushbutton and selector switch with contact element 8082									
Figure	Installation position top	Built-in element top	Installation position middle	Built-in element middle	Installation position bottom	Built-in element bottom	Product Type	Art. No.	Weight
	LED illuminated pushbutton, Clear, With silicone seal	Contact element NO / LED / NC	-	-	Small handle, Latching/latching/latching, I-0-II (2x 60°), With silicone seal	Contact element NO/NO	8040/1280-K0273	244317	525 g

Selection Table									
Product variant LED indicator lamp									
Figure	Installation position top	Built-in element top	Installation position middle	Built-in element middle	Installation position bottom	Built-in element bottom	Product Type	Art. No.	Weight
	-	-	Indicator lamp bezel, Clear	LED indicator lamp	-	-	8040/1180X-54C03SA70	130721	410 g
	-	-	Indicator lamp bezel, All colours	LED indicator lamp	-	-	8040/1180X-54C06SXXX	130890	350 g
Product variant LED indicator lamp (2x)									
Figure	Installation position top	Built-in element top	Installation position middle	Built-in element middle	Installation position bottom	Built-in element bottom	Product Type	Art. No.	Weight
	Indicator lamp bezel, Red, With silicone seal	LED indicator lamp	-	-	Indicator lamp bezel, Red, With silicone seal	LED indicator lamp	8040/1280X-54C01SA70-54C01SA70	223293	383 g
Product variant LED indicator lamp and pushbutton									
Figure	Installation position top	Built-in element top	Installation position middle	Built-in element middle	Installation position bottom	Built-in element bottom	Product Type	Art. No.	Weight
	Indicator lamp bezel, All colours	LED indicator lamp	-	-	Pushbutton, red - "0"	Contact element NC/NO	8040/1280X-54C06SA70-01L08SA05	130852	460 g
Product variant LED indicator lamp and selector switch with control switch 8008									
Figure	Installation position top	Built-in element top	Installation position middle	Built-in element middle	Installation position bottom	Built-in element bottom	Product Type	Art. No.	Weight
	Indicator lamp bezel, Red, With silicone seal	LED indicator lamp	-	-	Large handle, 0-1, With silicone seal	Control switch 002	8040/1391-K0359	268151	467 g
Product variant LED indicator lamp and twin pushbutton									
Figure	Installation position top	Built-in element top	Installation position middle	Built-in element middle	Installation position bottom	Built-in element bottom	Product Type	Art. No.	Weight
	Indicator lamp bezel, All colours	LED indicator lamp	-	-	Twin pushbutton, Red "0", green "1"	Contact element NC/NO	8040/1280X-54C06SXXX-23D01SA05	130898	540 g
Product variant LED indicator lamp and two pushbuttons									
Figure	Installation position top	Built-in element top	Installation position middle	Built-in element middle	Installation position bottom	Built-in element bottom	Product Type	Art. No.	Weight
	Indicator lamp bezel, All colours	LED indicator lamp	Pushbutton, Green - "1"	Contact element NC/NO	Pushbutton, Red - "0"	Contact element NC/NO	8040/1380X-54C06SA70-01L13SA05-01L08SA05	130900	640 g
	Indicator lamp bezel, Clear	LED indicator lamp	Pushbutton, Green - "1"	Contact element NC/NO	Pushbutton, red - "0"	Contact element NC/NO	8040/1380X-54C03SA70-01L13SA05-01L08SA05	130702	680 g


Selection Table									
Product variant LED indicator lamp, twin pushbutton and mushroom stay-put button									
Figure	Installation position top	Built-in element top	Installation position middle	Built-in element middle	Installation position bottom	Built-in element bottom	Product Type	Art. No.	Weight
	Indicator lamp bezel, All colours	LED indicator lamp	Twin pushbutton, Red "0", green "I"	Contact element NC/NO	EM-ST.mush. stay-p.but.w.k.lock	Contact element NC/NO	8040/1380X-54C06SA70-23D01SA05-09XXSA05	130903	750 g
Product variant Mushroom pushbutton									
Figure	Installation position top	Built-in element top	Installation position middle	Built-in element middle	Installation position bottom	Built-in element bottom	Product Type	Art. No.	Weight
	-	-	Mushroom pushbutton, Black - "I"	Contact element NC/NO	-	-	8040/1180X-03L24SA05	130813	400 g
Product variant Mushroom stay-put button									
Figure	Installation position top	Built-in element top	Installation position middle	Built-in element middle	Installation position bottom	Built-in element bottom	Product Type	Art. No.	Weight
	-	-	EM-STOP mush. stay-put button, Red - (rotating arrow)	Contact element NC	-	-	8040/1170X-10L07SA01	130740	406 g
	-	-	EM-STOP mush. stay-put button, Red - (rotating arrow), With silicone seal	Contact element NC/NO	-	-	8040/1198-K0257	241822	221 g
	-	-	EM-STOP mush. stay-put button, Red - (rotating arrow)	Contact element NC/NO	-	-	8040/1180X-10L07SA05	130679	400 g
	-	-	EM-STOP mush. stay-put button, Red - (rotating arrow), With silicone seal	Contact element NC / NC / NC	-	-	8040/1180X-10L07SA06	244092	383 g
	-	-	EM-STOP mush. stay-put button, Red - (rotating arrow)	Contact element NC / NO / NC	-	-	8040/1180X-10L07SA08	130819	410 g
	-	-	EM-STOP mushroom stay-put button 55, Red - (rotating arrow)	Contact element NC/NO	-	-	8040/1180X-15L07SA05	130816	400 g
Product variant Mushroom stay-put button with key lock									
Figure	Installation position top	Built-in element top	Installation position middle	Built-in element middle	Installation position bottom	Built-in element bottom	Product Type	Art. No.	Weight
	-	-	EM-STOP mushroom stay-put button with key lock	Contact element NC/NO	-	-	8040/1180X-09XXSA05	130665	450 g
Product variant Pushbutton									
Figure	Installation position top	Built-in element top	Installation position middle	Built-in element middle	Installation position bottom	Built-in element bottom	Product Type	Art. No.	Weight
	-	-	Pushbutton, Red "0", green "I"	Contact element NC/NO	-	-	8040/1180X-01L50SA05	130686	370 g


Selection Table									
Product variant Pushbutton (2x)									
Figure	Installation position top	Built-in element top	Installation position middle	Built-in element middle	Installation position bottom	Built-in element bottom	Product Type	Art. No.	Weight
	Pushbutton, Green - "I"	Contact element NC/NO	-	-	Pushbutton, Red - "0"	Contact element NC/NO	8040/1280X-01L13SA05-01L08SA05	130692	460 g
Product variant Pushbutton (3x)									
Figure	Installation position top	Built-in element top	Installation position middle	Built-in element middle	Installation position bottom	Built-in element bottom	Product Type	Art. No.	Weight
	Pushbutton, Green - "I"	Contact element NC/NO	Pushbutton, Red - "0"	Contact element NC/NO	Pushbutton, Green - "II"	Contact element NC/NO	8040/1380X-01L13SA05-01L08SA05-01L15SA05	130861	580 g
		Contact element NO	Pushbutton, Red - "0"	Contact element NC	Pushbutton, Green - "II"	Contact element NO	8040/1380X-01L13SA02-01L08SA01-01L15SA02	130908	680 g
Product variant Selector switch with contact element 8082									
Figure	Installation position top	Built-in element top	Installation position middle	Built-in element middle	Installation position bottom	Built-in element bottom	Product Type	Art. No.	Weight
	-	-	Small handle, Latching/latching, 0/OFF-I/ON (1x 60°)	Contact element NC/NO	-	-	8040/1180X-26M01SA05	130834	420 g
	-	-	Small handle, Latching/latching/latching, I-0-II (2x 60°)	Contact element NO/NO	-	-	8040/1180X-26M03SA04	130837	420 g
Product variant Selector switch with control switch 8008									
Figure	Installation position top	Built-in element top	Installation position middle	Built-in element middle	Installation position bottom	Built-in element bottom	Product Type	Art. No.	Weight
	-	-	Small handle, 0/OFF-I/ON (1x 90°), With silicone seal	Control switch 002	-	-	8040/1178X-34H2SF01	244311	327 g
Product variant Twin pushbutton									
Figure	Installation position top	Built-in element top	Installation position middle	Built-in element middle	Installation position bottom	Built-in element bottom	Product Type	Art. No.	Weight
	-	-	Twin pushbutton, Red "0", green "I"	Contact element NC/NO	-	-	8040/1180X-23D01SA05	130825	400 g


Technical Data	
Variant	
Explosion Protection	
IECEX gas explosion protection	Ex db eb IIC T6 / T5 Gb
IECEX dust explosion protection	Ex tb IIIC T80 °C / T95 °C Db
ATEX gas explosion protection	Ⓔ II 2 G Ex db eb IIC T6 / T5 Gb
ATEX dust explosion protection	Ⓔ II 2 D Ex tb IIIC T80 °C / T95 °C Db
Certificates	ATEX (PTB), Brazil (ULB), Canada (UL), China (NEPSI), IECEX (PTB), India (PESO), Korea (KGS), Taiwan (ITRI), USA (UL)
Notes	Product label may vary. Series devices are labelled with ATEX and IECEX.


Technical Data	
Variant	
Electrical Data	
Rated operational voltage AC	550 V
Rated operational current	10 A (T6)
Ambient Conditions	
Ambient temperature	-60 °C ... 40 °C (T6) -60 °C ... 55 °C (T5)
Mechanical Data	
IP degree of protection (IEC 60529)	IP66
Enclosure material	Polyester resin, Glass fibre reinforced
Seal	Silicone, foamed
Silicone-free	No
Cover fixing type	With captive screws, M4 stainless steel screws
Connection cross-section max.	2.5 mm ²
Notes	Actuator and screw connection with silicone as standard. Silicone-free only on request









Technical data – components for control devices Series 8040

Version	Series 8008 control switch			
	AC rated operational voltage	690 V		
	DC rated operational voltage	230 V		
	Utilisation category	AC-1	16 A	690 V
		AC-3	16 A	690 V (load disconnect switch 8008/2-6)
		AC-15	16 A	415 V
		DC-1	10 A	220 V (three conducting paths in series)
Service temperature	T6 at 16 A: -60 to +60 °C			


Version	Series 8082 contact element for installation on mounting rail			
	Rated operational voltage	max. 500 V		
	Ambient temperature	-60 °C ... +70 °C (T6)		
	Rated operating characteristics according to utilisation category	AC-12	10 A	250 V
			7.5 A	400 V
			5 A	550 V
	AC-15	10 A	110 V	
		6 A	250 V	
		4 A	400 V	
DC-13	6 A	60 V		
DC-13	2.5 A*	110 V		
	1 A*	230 V		
	* (two contact elements in series)			
Rated operational current	for gold-plated contacts	10 to 150 mA		
	for silver-nickel contacts	> 150 mA		
	Note: For offshore and corrosive environments, we recommend using contact elements from Series 8208			

Version	Series 8405 ammeter	
	Rated operational voltage	max. 500 V
	Ambient temperature	-40 °C ... +40 °C (IIC T6) -40 °C ... +55 °C (T5) -40 °C ... +70 °C (T4)
	Accuracy	Class 2.5

Version	Series 8010 indicator lamp	
	Rated operational voltage	Ex e: 12 to 240 V, AC/DC (±10%) Ex i: 10.8 to 30 V DC
	Rated operational current I ₀	Ex i: Max. 15 mA
	Rated operational power	max. 1 W
	Frequency range	0 to 60 Hz

Accessories			
Figure	Description	Art. No.	Weight
Cylinder lock			
	for closing (bracket Ø 3)	107115	15 g
Illuminated pushbutton (spring return) BG735			
	Ø 39 mm Black Front panel mounting All colours Silicone-free: No	244655	35 g
Indicator lamp bezel BG054			
	Diameter 39 mm All colours Silicone-free: No	223123	24 g
Key-operated switch actuator BG008			
	Ø 39 mm Black Closing: MS1 Number of switching positions: 2 Front panel mounting Switching function: Latching / Latching Silicone-free: No	244574	50 g
	Ø 39 mm Black Closing: MS1 Number of switching positions: 3 Front panel mounting Switching function: Latching / Latching / Latching Silicone-free: No	244633	50 g
Mushroom pushbutton, black BG003			
	Ø 39 mm Black Designation plate: Black, blank disc without text Front panel mounting Silicone-free: No	244564	50 g
Mushroom stay-put button 55 mm EM-STOP BG015			
	Ø 55 mm Yellow/red Designation plate: With yellow backing plate Front panel mounting Silicone-free: No	244637	55 g
Mushroom stay-put button EM-STOP BG010			
	Ø 39 mm Yellow/red Designation plate: With yellow backing plate Front panel mounting Silicone-free: No	223698	50 g

Accessories				
Figure	Description	Art. No.	Weight	
Mushroom stay-put button with key lock, EM-STOP BG009				
	Ø 39 mm Yellow/red Designation plate: With yellow backing plate Closing: MS1 Front panel mounting Silicone-free: No	223694	75 g	
Pushbutton BG001				
	Ø 39 mm Black Designation plate: Black, blank disc without text Front panel mounting Silicone-free: No	223692	34 g	
Rotary actuator, small, lockable ASSY734				
	Diameter 39 mm, lockable using 1 lock, 90° position Seal: Silicone, up to -60 °	227360	40 g	
Small rotary actuator, not lockable BG726				
	Ø 39 mm Black Designation plate: I - 0 - II Number of switching positions: 3 Lockable in: Not padlockable Front panel mounting Switching function: Latching / Latching / Latching Silicone-free: No	244649	40 g	
Small rotary actuator, not lockable BG726				
	Ø 39 mm Black Designation plate: 0/OFF - I/ON Number of switching positions: 2 Lockable in: Not padlockable Front panel mounting Switching function: Latching / Latching Silicone-free: No	244647	40 g	
Twin pushbutton BG023				
	Black Front panel mounting Silicone-free: No	244639	45 g	

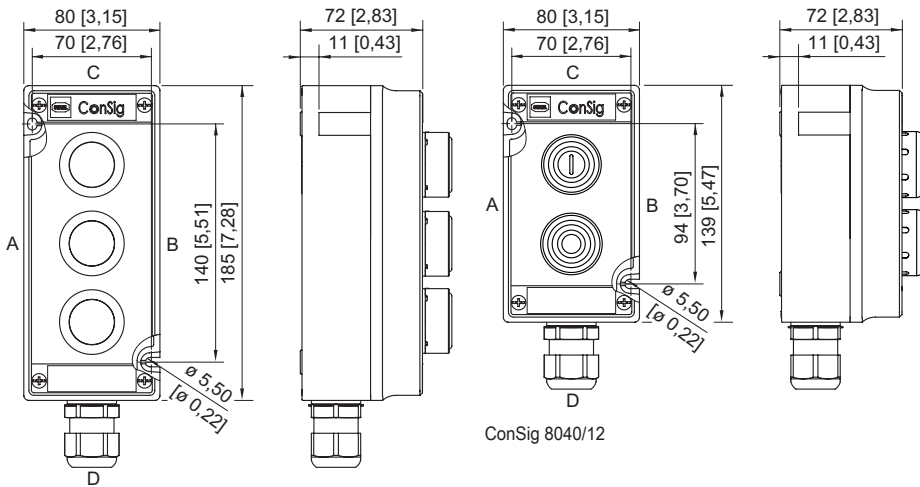
Spare Parts				
Figure	Description	Art. No.	Weight	
Caps for BG054				
	for indicator lamp, all colours packaged	248685	3 g	

Spare Parts			
Figure	Description	Art. No.	Weight
Colour filter for BG 735			
	for illuminated pushbutton, all colours packaged	248684	1 g
Designation plate for pushbutton and selector switch			
	Red Text: 0	227740	1 g
	Green Text: I	227750	1 g
Designation plates set for BG001, BG023			
	The button label set contains nine labels 6x blank disc without text in red, green, white, blue, yellow and black 1x red label, text: STOP 1x green label, text: START 1x blue label, text: RESET	321791	4 g
Label holder			
	Size 1, without insert disc, 1-line label for actuators Ø 39	223566	2 g
	Size 2, without insert disc, 1- or 2-line label for actuators Ø 39	223567	2 g
	Size 3, without insert disc, 1-, 2- or 3-line label for actuators Ø 39	223568	2 g
Label set for BG732			
	The label set contains three dia. 30.8 mm labels 1x label with text HAND-0-AUTO 1x label with text LOCAL-REMOTE 1x label blank	321792	4 g
Labels for large BG 728, BG 729, BG 730, BG 731 rotary actuator			
	Dia. 58 0 I	227009	2 g
Locking devices			
	8602C3-752 for actuated mushroom stay-put button BG010, BG012	244869	90 g
	8602C3-753 for not actuated pushbutton BG001	244870	90 g

Spare Parts				
Figure	Description	Art. No.	Weight	
Locking devices				
	8602C3-758 for not actuated mushroom stay-put button BG010, BG012	244874	90 g	
	8602C3-756 for actuated mushroom stay-put button BG010, BG012	244873	90 g	
	8602C3-755 for not actuated pushbutton BG001	244872	90 g	
	8602C3-754 for actuated pushbutton BG001	244871	90 g	
Protective collar				
	8602C3-751 plastic/red for mushroom stay-put button with key lock/mushroom stay-put button dia. 39 BG006, BG009, BG010, BG012	257707	20 g	
	8602C3-751 plastic/yellow for mushroom stay-put button with key lock/mushroom stay-put button dia. 39 BG006, BG009, BG010, BG012	257708	20 g	
Rotary actuator Maxi BG736				
	8602C3-736-S-XXX-E08 Ø 64 mm Handle colour: Black Protective collar colour: Black Front panel mounting -60 °C ... 70 °C Silicone-free: No Lockable option (max. 3 times) can be determined using the enclosed closing parts. Lockable handle position: Not defined. In the unmounted assemblies, the standard label is 0/OFF-I/ON and the long coupling part is enclosed. Other labels must be ordered separately.	318418	71 g	
Spare key				
	Closing MS1	107109	8 g	
Special key				
	for tightening plastic locking nut	169101	30 g	
Tag label				
	plain for attaching to enclosure 8040; moulded material; with paper insert strip	130673	32 g	

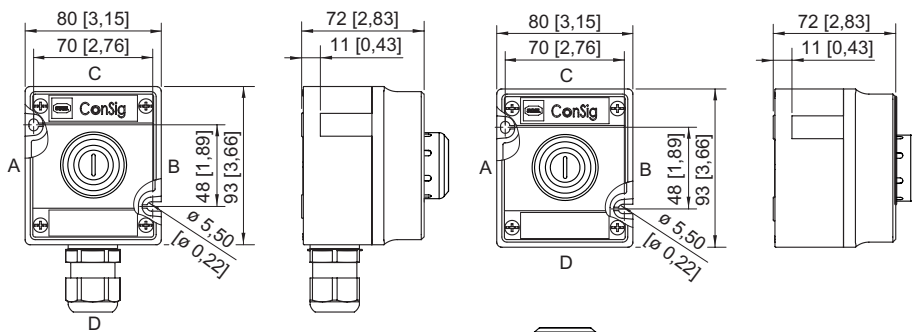
Dimensional Drawings (All Dimensions in mm [inches]) – Subject to Alterations

E4



ConSig 8040/12

ConSig 8040/13



ConSig 8040/11

