



- Flexible: Modular design and three sizes make customer-specific versions possible
- Lightweight enclosure made of glass fibre reinforced polyester resin (GRP), suitable for the marine industry and offshore applications

E4

MY R. STAHL 8040B



With the R. STAHL Series 8040 control device system, you can get a clear overview of the control devices. The three combinable sizes and the modular design offer flexibility. You can choose from one standard version and customised variants.

	IECEX / ATEX					
Zone	0	1	2	20	21	22
Installation in		•	•		•	•

Selection Table									
Product variant		Key-operated switch							
Figure	Installation position top	Built-in element top	Installation position middle	Built-in element middle	Installation position bottom	Built-in element bottom	Product Type	Art. No.	Weight
	-	-	Key-operated switch, Latching/latching	Contact element NC/NO	-	-	8040/1180X-08M01SA05	130902	450 g
	-	-	Key-operated switch, Latching/latching/latching	Contact element NO/NO	-	-	8040/1180X-08M03SA04	130822	450 g
Product variant		LED illuminated pushbutton							
Figure	Installation position top	Built-in element top	Installation position middle	Built-in element middle	Installation position bottom	Built-in element bottom	Product Type	Art. No.	Weight
	-	-	LED illuminated pushbutton, All colours	Contact element NO / LED / NC	-	-	8040/1180X-35C06SA45	130828	400 g
Product variant		LED indicator lamp							
Figure	Installation position top	Built-in element top	Installation position middle	Built-in element middle	Installation position bottom	Built-in element bottom	Product Type	Art. No.	Weight
	-	-	Indicator lamp bezel, All colours	LED indicator lamp	-	-	8040/1180X-54C06SXXX	130890	350 g

Selection Table									
Product variant LED indicator lamp and pushbutton									
Figure	Installation position top	Built-in element top	Installation position middle	Built-in element middle	Installation position bottom	Built-in element bottom	Product Type	Art. No.	Weight
	Indicator lamp bezel, All colours	LED indicator lamp	-	-	Pushbutton, Red - "0"	Contact element NC/NO	8040/1280X-54C06SA70-01L08SA05	130852	460 g
Product variant LED indicator lamp and twin pushbutton									
Figure	Installation position top	Built-in element top	Installation position middle	Built-in element middle	Installation position bottom	Built-in element bottom	Product Type	Art. No.	Weight
	Indicator lamp bezel, All colours	LED indicator lamp	-	-	Twin pushbutton, Red "0", green "I"	Contact element NC/NO	8040/1280X-54C06SXXX-23D01SA05	130898	540 g
Product variant LED indicator lamp and two pushbuttons									
Figure	Installation position top	Built-in element top	Installation position middle	Built-in element middle	Installation position bottom	Built-in element bottom	Product Type	Art. No.	Weight
	Indicator lamp bezel, All colours	LED indicator lamp	Pushbutton, Green - "I"	Contact element NC/NO	Pushbutton, Red - "0"	Contact element NC/NO	8040/1380X-54C06SA70-01L13SA05-01L08SA05	130900	640 g
Product variant LED indicator lamp, twin pushbutton and mushroom stay-put button									
Figure	Installation position top	Built-in element top	Installation position middle	Built-in element middle	Installation position bottom	Built-in element bottom	Product Type	Art. No.	Weight
	Indicator lamp bezel, All colours	LED indicator lamp	Twin pushbutton, Red "0", green "I"	Contact element NC/NO	EM-ST.mush. stay-p.but.w.k.lock	Contact element NC/NO	8040/1380X-54C06SA70-23D01SA05-09XXXSA05	130903	750 g
Product variant Mushroom pushbutton									
Figure	Installation position top	Built-in element top	Installation position middle	Built-in element middle	Installation position bottom	Built-in element bottom	Product Type	Art. No.	Weight
	-	-	Mushroom pushbutton, Black - "I"	Contact element NC/NO	-	-	8040/1180X-03L24SA05	130813	400 g
Product variant Mushroom stay-put button									
Figure	Installation position top	Built-in element top	Installation position middle	Built-in element middle	Installation position bottom	Built-in element bottom	Product Type	Art. No.	Weight
	-	-	EM-STOP mush. stay-put button, Red - (rotating arrow)	Contact element NC/NO	-	-	8040/1180X-10L07SA05	130679	400 g
	-	-	EM-STOP mush. stay-put button, Red - (rotating arrow)	Contact element NC / NO / NC	-	-	8040/1180X-10L07SA08	130819	410 g
	-	-	EM-STOP mushroom stay-put button 55, Red - (rotating arrow)	Contact element NC/NO	-	-	8040/1180X-15L07SA05	130816	400 g


Selection Table									
Product variant Mushroom stay-put button with key lock									
Figure	Installation position top	Built-in element top	Installation position middle	Built-in element middle	Installation position bottom	Built-in element bottom	Product Type	Art. No.	Weight
	-	-	EM-STOP mushroom stay-put button with key lock	Contact element NC/NO	-	-	8040/1180X-09XXXSA05	130665	450 g
Product variant Pushbutton									
Figure	Installation position top	Built-in element top	Installation position middle	Built-in element middle	Installation position bottom	Built-in element bottom	Product Type	Art. No.	Weight
	-	-	Pushbutton, Red "0", green "I"	Contact element NC/NO	-	-	8040/1180X-01L50SA05	130686	370 g
Product variant Pushbutton (2x)									
Figure	Installation position top	Built-in element top	Installation position middle	Built-in element middle	Installation position bottom	Built-in element bottom	Product Type	Art. No.	Weight
	Pushbutton, Green - "I"	Contact element NC/NO	-	-	Pushbutton, Red - "0"	Contact element NC/NO	8040/1280X-01L13SA05-01L08SA05	130692	460 g
Product variant Pushbutton (3x)									
Figure	Installation position top	Built-in element top	Installation position middle	Built-in element middle	Installation position bottom	Built-in element bottom	Product Type	Art. No.	Weight
	Pushbutton, Green - "I"	Contact element NC/NO	Pushbutton, Red - "0"	Contact element NC/NO	Pushbutton, Green - "II"	Contact element NC/NO	8040/1380X-01L13SA05-01L08SA05-01L15SA05	130861	580 g
Product variant Selector switch with contact element 8082									
Figure	Installation position top	Built-in element top	Installation position middle	Built-in element middle	Installation position bottom	Built-in element bottom	Product Type	Art. No.	Weight
	-	-	Small handle, Latching/latching, 0/OFF-I/ON (1x 60°)	Contact element NC/NO	-	-	8040/1180X-26M01SA05	130834	420 g
	-	-	Small handle, Latching/latching/latching, I-0-II (2x 60°)	Contact element NO/NO	-	-	8040/1180X-26M03SA04	130837	420 g
Product variant Twin pushbutton									
Figure	Installation position top	Built-in element top	Installation position middle	Built-in element middle	Installation position bottom	Built-in element bottom	Product Type	Art. No.	Weight
	-	-	Twin pushbutton, Red "0", green "I"	Contact element NC/NO	-	-	8040/1180X-23D01SA05	130825	400 g

Technical Data	
Variant	
Explosion Protection	
IECEx gas explosion protection	Ex db eb IIC T6 / T5 Gb
IECEx dust explosion protection	Ex tb IIIC T80 °C / T95 °C Db

Technical Data

Variant

Explosion Protection

ATEX gas explosion protection  II 2 G Ex db eb IIC T6 / T5 Gb

ATEX dust explosion protection  II 2 D Ex tb IIIC T80 °C / T95 °C Db

Certificates ATEX (PTB), Brazil (ULB), Canada (UL), China (NEPSI), IECEx (PTB), India (PESO), Korea (KGS), Taiwan (ITRI), USA (UL)

Notes Product label may vary. Series devices are labelled with ATEX and IECEx.

Electrical Data

Rated operational voltage AC 550 V

Rated operational current 10 A (T6)

Ambient Conditions

Ambient temperature -60 °C ... +40 °C (T6)
-60 °C ... +55 °C (T5)

Mechanical Data

Degree of protection (IP) IP66

Degree of protection IP (IEC 60529) IP66

Enclosure material Polyester resin, Glass fibre reinforced

Seal Silicone, foamed


Silicone-free No


Cover fixing type With captive screws, M4 stainless steel screws


Connection cross-section max. 2.5 mm²


Notes Actuator and screw connection with silicone as standard. Silicone-free only on request









Technical data – components for control devices Series 8040





Version	Series 8008 control switch			
	AC rated operational voltage	690 V		
	DC rated operational voltage	230 V		
	Utilisation category	AC-1	16 A	690 V
		AC-3	16 A	690 V (load disconnect switch 8008/2-6)
		AC-15	16 A	415 V
		DC-1	10 A	220 V (three conducting paths in series)
Service temperature	T6 at 16 A: -60 to +60 °C			





Version	Series 8082 contact element for installation on mounting rail			
	Rated operational voltage	max. 500 V		
	Ambient temperature	-60 °C ... +70 °C (T6)		
	Rated operating characteristics according to utilisation category	AC-12	10 A	250 V
			7.5 A	400 V
			5 A	550 V
	AC-15	10 A	110 V	
		6 A	250 V	
		4 A	400 V	
DC-13	6 A	60 V		
DC-13	2.5 A*	110 V		
	1 A*	230 V		
	* (two contact elements in series)			
Rated operational current	for gold-plated contacts	10 to 150 mA		
	for silver-nickel contacts	> 150 mA		
	Note: For offshore and corrosive environments, we recommend using contact elements from Series 8208			











Version	Series 8405 ammeter	
	Rated operational voltage	max. 500 V
	Ambient temperature	-40 °C ... +40 °C (IIC T6) -40 °C ... +55 °C (T5) -40 °C ... +70 °C (T4)
	Accuracy	Class 2.5

Version	Series 8010 indicator lamp	
	Rated operational voltage	Ex e: 12 to 240 V, AC/DC (±10%) Ex i: 10.8 to 30 V DC
	Rated operational current I ₀	Ex i: Max. 15 mA
	Rated operational power	max. 1 W
	Frequency range	0 to 60 Hz

Accessories				
Figure	Description	Art. No.	Weight	
Illuminated pushbutton (spring return) BG735				
	Ø 39 mm Black All colours Silicone-free: No	244655	35 g	
Indicator lamp bezel BG054				
	Diameter 39 mm All colours Silicone-free: No	223123	24 g	
Key-operated switch actuator BG008				
	Ø 39 mm Black Closing: MS1 Number of switching positions: 2 Switching function: Latching / Latching Silicone-free: No	244574	50 g	
	Ø 39 mm Black Closing: MS1 Number of switching positions: 3 Switching function: Latching / Latching / Latching Silicone-free: No	244633	50 g	
Mushroom pushbutton, black BG003				
	Ø 39 mm Black Designation plate: Black, blank disc without text Silicone-free: No	244564	50 g	
Mushroom stay-put button 55 mm EM-STOP BG015				
	Ø 55 mm Yellow/red Designation plate: With yellow backing plate Silicone-free: No	244637	55 g	
Mushroom stay-put button EM-STOP BG010				
	Ø 39 mm Yellow/red Designation plate: With yellow backing plate Silicone-free: No	223698	50 g	
Mushroom stay-put button with EM-STOP key BG009				
	Ø 39 mm Yellow/red Designation plate: With yellow backing plate Closing: MS1 Silicone-free: No	223694	75 g	
Pushbutton BG001				
	Ø 39 mm Black Designation plate: Black, blank disc without text Silicone-free: No	223692	34 g	

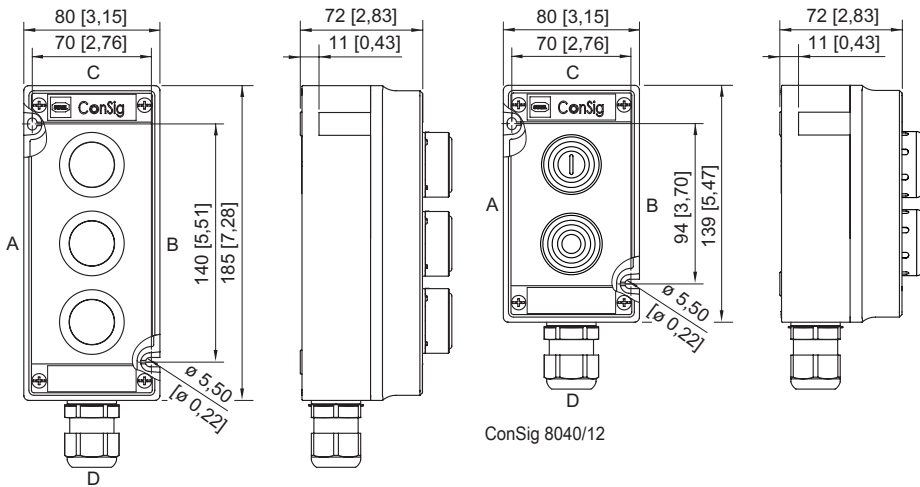
Accessories			
Figure	Description	Art. No.	Weight
Small rotary actuator, not lockable BG726			
	Ø 39 mm Black Designation plate: I – 0 – II Number of switching positions: 3 Lockable in: Not padlockable Switching function: Latching / Latching / Latching Silicone-free: No	244649	40 g
Small rotary actuator, not lockable BG726			
	Ø 39 mm Black Designation plate: 0/OFF – I/ON Number of switching positions: 2 Lockable in: Not padlockable Switching function: Latching / Latching Silicone-free: No	244647	40 g
Spare key			
	Closing MS1	107109	8 g
Twin pushbutton BG023			
	Black Silicone-free: No	244639	45 g

Spare Parts			
Figure	Description	Art. No.	Weight
Caps for BG054			
	for indicator lamp, all colours packaged	248685	3 g
Colour filter for BG 735			
	for illuminated pushbutton, all colours packaged	248684	1 g
Label holder			
	Size 1, without insert disc, 1-line label for actuators Ø 39	223566	2 g
	Size 2, without insert disc, 1- or 2-line label for actuators Ø 39	223567	2 g

Spare Parts				
Figure	Description	Art. No.	Weight	
Label holder				
	Size 3, without insert disc, 1-, 2- or 3-line label for actuators Ø 39	223568	2 g	
Locking devices				
	8602C3-752 for actuated mushroom stay-put button BG010, BG012	244869	90 g	
	8602C3-753 for not actuated pushbutton BG001	244870	90 g	
	8602C3-758 for not actuated mushroom stay-put button BG010, BG012	244874	90 g	
	8602C3-756 for actuated mushroom stay-put button BG010, BG012	244873	90 g	
	8602C3-755 for not actuated pushbutton BG001	244872	90 g	
	8602C3-754 for actuated pushbutton BG001	244871	90 g	
Protective collar				
	8602C3-751 plastic/red for mushroom stay-put button with key lock/mushroom stay-put button dia. 39 BG006, BG009, BG010, BG012	257707	20 g	
	8602C3-751 plastic/yellow for mushroom stay-put button with key lock/mushroom stay-put button dia. 39 BG006, BG009, BG010, BG012	257708	20 g	
Special key				
	for tightening plastic locking nut	169101	30 g	

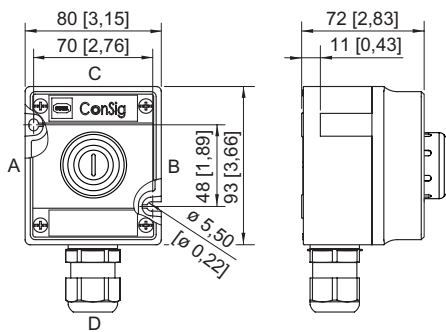
Dimensional Drawings (All Dimensions in mm [inches]) – Subject to Alterations

E4



ConSig 8040/12

ConSig 8040/13



ConSig 8040/11