



- Cost-effective miniature fuse for control circuits
- Disconnect characteristics of fast, medium fast and slow
- Terminal cover with finger protection: IP20

E9

WebCode **8560A**



The R. STAHL Series 8560 small fuse element is a cost-effective miniature fuse for control circuits. It is designed for rated operational voltages up to 500 V and rated operational currents up to 6.3 A and is available with various disconnect characteristics. It is snap-mounted on normal rails (TS 15, 35, 32). The terminal cover with finger protection meets the specifications of the degree of protection IP20.

	IECEX / ATEX					
Zone	0	1	2	20	21	22
Installation in		•	•			

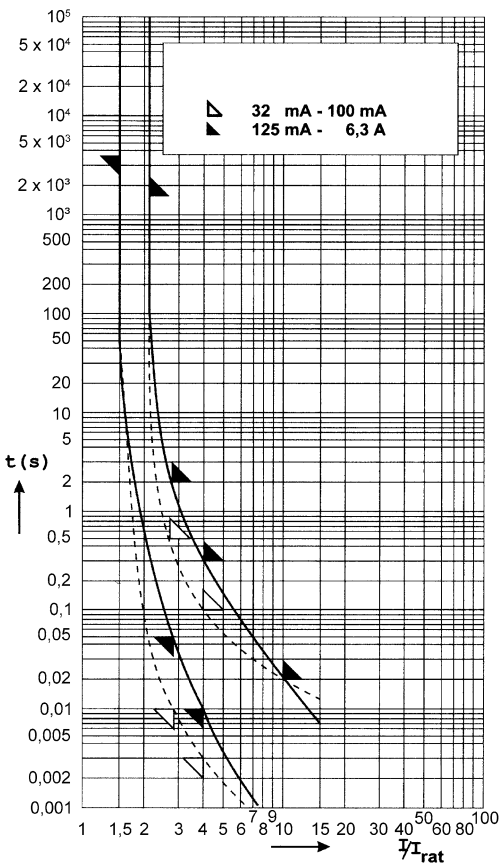
Selection Table					
Certificates	ATEX (PTB), Brazil (ULB), Canada (UL), IECEX (PTB)				
Characteristic	Rated operational current	Rated breaking capacity max	Product Type	Art. No.	Weight kg
Fast-acting	0.032 A	35 A	8560/51-4023	213073	0.240
	0.05 A	35 A	8560/51-4033	213074	0.240
	0.063 A	35 A	8560/51-4043	213075	0.240
	0.08 A	35 A	8560/51-4053	213076	0.240
	0.1 A	35 A	8560/51-4063	213077	0.240
	0.125 A	35 A	8560/51-4073	149174	0.210
	0.16 A	35 A	8560/51-4083	213078	0.240
	0.2 A	35 A	8560/51-4093	213079	0.240
	0.25 A	35 A	8560/51-4103	213080	0.240
	0.315 A	35 A	8560/51-4113	149175	0.210
	0.4 A	35 A	8560/51-4133	213081	0.240
	0.5 A	35 A	8560/51-4143	149176	0.210
	0.63 A	35 A	8560/51-4153	149178	0.210
	0.8 A	35 A	8560/51-4173	213082	0.240
	1 A	35 A	8560/51-4183	213083	0.240
1.25 A	35 A	8560/51-4193	213084	0.240	

Selection Table					
Certificates ATEX (PTB), Brazil (ULB), IECEX (PTB)					
Characteristic	Rated operational current	Rated breaking capacity max	Product Type	Art. No.	Weight kg
Medium time lag	0.032 A	80 A	8560/51-4021	149123	0.210
	0.05 A	80 A	8560/51-4031	149126	0.210
	0.063 A	80 A	8560/51-4041	149129	0.210
	0.08 A	80 A	8560/51-4051	149132	0.210
	0.1 A	80 A	8560/51-4061	149135	0.210
	0.125 A	80 A	8560/51-4071	149138	0.210
	0.16 A	80 A	8560/51-4081	149141	0.210
	0.2 A	80 A	8560/51-4091	149144	0.210
	0.25 A	80 A	8560/51-4101	149147	0.210
	0.315 A	80 A	8560/51-4111	149150	0.210
	0.4 A	80 A	8560/51-4131	149153	0.210
	0.5 A	80 A	8560/51-4141	149156	0.210
	0.63 A	80 A	8560/51-4151	149157	0.210
	0.8 A	80 A	8560/51-4171	149159	0.210
	1 A	80 A	8560/51-4181	149161	0.210
1.25 A	80 A	8560/51-4191	149163	0.210	
Time lag	2 A	35 A	8560/51-4222	149164	0.210
	2.5 A	35 A	8560/51-4232	149170	0.210
	3.15 A	35 A	8560/51-4242	149171	0.210
	4 A	40 A	8560/51-4252	149166	0.210
	5 A	50 A	8560/51-4262	149172	0.210
	6.3 A	63 A	8560/51-4272	149168	0.210

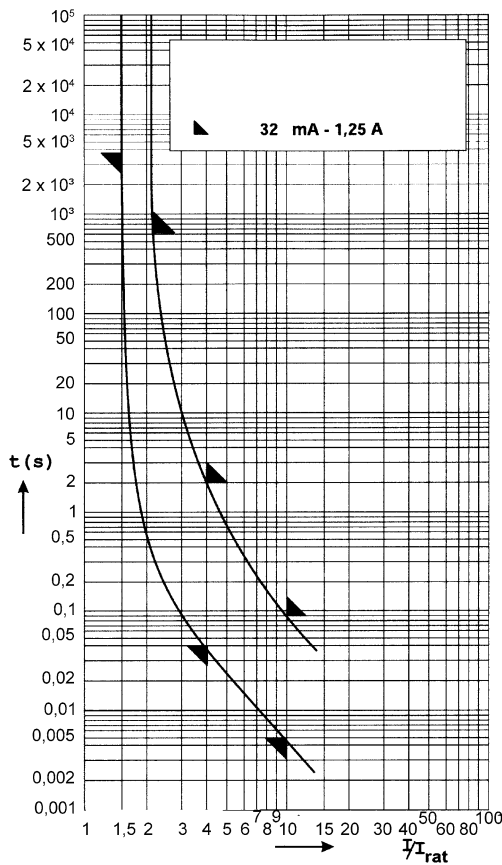
Technical Data		
Variant	8560/51-4..1 8560/51-4..2	8560/51-4..3
Explosion Protection		
IECEX gas explosion protection	Ex eb mb IIC T4 ... T6 Gb	Ex eb mb IIC T4 ... T6 Gb
ATEX gas explosion protection	Ⓔ II 2 G Ex eb mb IIC T4 ... T6 Gb	Ⓔ II 2 G Ex eb mb IIC T4 ... T6 Gb
Marking cUL		Class I, Div. 2, Groups A,B,C,D, T6...T4 Class I, Zone 1, Ex e m II T6...T4
Notes	Product label may vary. Series devices have certification according to ATEX and IECEX.	Product label may vary. Series devices have certification according to ATEX, IECEX and CEC.
Electrical Data		
Rated operational voltage AC	250 V	250 V
Ambient Conditions		
Ambient temperature	-50 °C ... +70 °C (T4) -50 °C ... +70 °C (T5) -50 °C ... +56 °C (T6)	-50 °C ... +70 °C (T4) -50 °C ... +70 °C (T5) -50 °C ... +56 °C (T6)
Ambient temperature	-58 °F ... +158 °F (T4) -58 °F ... +158 °F (T5) -58 °F ... +132 °F (T6)	-58 °F ... +158 °F (T4) -58 °F ... +158 °F (T5) -58 °F ... +132 °F (T6)
Storage temperature	-25 °C ... +70 °C	-25 °C ... +70 °C
Storage temperature	-13 °F ... +158 °F	-13 °F ... +158 °F
Mechanical Data		
Degree of protection (IP)	IP20	IP20
Enclosure material	Polyamide	Polyamide

Technical Data		
Variant	8560/51-4..1 8560/51-4..2	8560/51-4..3
Mechanical Data		
Connection cross section	0.75 ... 2.5 mm <sup>2</sup>	0.75 ... 2.5 mm <sup>2</sup>
Connection cross-section AWG	20 AWG ... 14 AWG	20 AWG ... 14 AWG
Type of connection cable	Finely stranded Stranded	Finely stranded Stranded
Width	18.5 mm	18.5 mm
Width in inches	0.73 in	0.73 in
Height	40 mm	40 mm
Height, inches	1.58 in	1.58 in
Length	46 mm	46 mm
Length, inches	1.81 in	1.81 in
Packaging unit	5	5
Notes	The fuse can be snap-mounted on the following mounting rails: DIN rail TS 15 (according to DIN EN 60715) DIN rail TS 35 x 7.5 (according to DIN EN 60715) G-rail TS 32 (according to DIN EN 60715) Replacement of the fuse must only be performed when the system is disconnected.	
Mounting / Installation		
Tightening torque	1.2 Nm	1.2 Nm
Tightening torque lbf in	10.62 lbf in	10.62 lbf in

Technical Drawings – Subject to Alterations

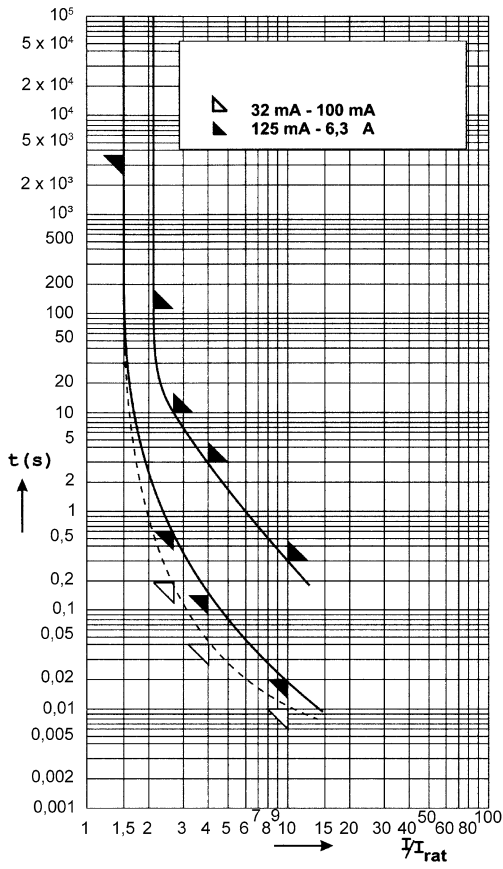


8560/51-...3, 250 V, quick acting



8560/51-...1, 250 V, medium slow

E9



8560/51-...2, 250 V, time lag

Dimensional Drawings (All Dimensions in mm [inches]) – Subject to Alterations

