



- Resistant Ex e terminal boxes made of stainless steel, degree of protection IP66, external earth connection M8
- Version as screw-on cover or hinge cover with sash locks
- Equipped as required

E3

## MY R. STAHL 8150A



R. STAHL Series 8150 Ex e terminal boxes are made of brushed stainless steel (1.4301, AISI 304 or 1.4404, AISI 316L) and are particularly resistant. The optimised design and the circumferential protection channel on the cover opening and the silicone seal suitable for the most extreme temperature ranges make the enclosure usable worldwide. Various optional accessories are available.

	IECEX / ATEX					
Zone	0	1	2	20	21	22
Installation in		•	•		•	•

Selection Table							
Enclosure material	Stainless steel 1.4301, (AISI 304), brush finished						
Figure	Product Type	Dimensions (WxHxD)	Type of terminals 1	Terminal rail	Max. no. of 2.5 mm <sup>2</sup> terminals	Art. No.	Weight
	8150/1-0400-0300-150-2311	400 x 300 x 150 mm	1 x WAGO 2002 2-conductor, 2.5 mm <sup>2</sup> , grey	35 x 358 mm (1x)	63	212793	7.24 kg
	8150/1-0360-0360-091-2311	360 x 360 x 91 mm	1 x WAGO 2002 2-conductor, 2.5 mm <sup>2</sup> , grey	35 x 301 mm (1x)	52	212789	4.27 kg
	8150/1-0360-0176-091-2311	360 x 176.5 x 91 mm	1 x WAGO 2002 2-conductor, 2.5 mm <sup>2</sup> , grey	35 x 301 mm (1x)	52	212785	3.75 kg
	8150/1-0300-0200-150-2311	300 x 200 x 150 mm	1 x WAGO 2002 2-conductor, 2.5 mm <sup>2</sup> , grey	35 x 258 mm (1x)	43	212781	4.28 kg
	8150/1-0236-0176-091-2311	236.5 x 176.5 x 91 mm	1 x WAGO 2002 2-conductor, 2.5 mm <sup>2</sup> , grey	35 x 189 mm (1x)	27	212777	3.09 kg
	8150/1-0176-0176-091-2311	176.5 x 176.5 x 91 mm	1 x WAGO 2002 2-conductor, 2.5 mm <sup>2</sup> , grey	35 x 133 mm (1x)	19	212773	2.54 kg
	8150/1-0176-0116-091-2311	176.5 x 116 x 91 mm	1 x WAGO 2002 2-conductor, 2.5 mm <sup>2</sup> , grey	35 x 133 mm (1x)	19	212679	2.25 kg

**Selection Table**

Enclosure material		Stainless steel 1.4404, (AISI 316L), brush finished					
Figure	Product Type	Dimensions (WxHxD)	Type of terminals 1	Terminal rail	Max. no. of 2.5 mm <sup>2</sup> terminals	Art. No.	Weight
	8150/1-0727-0360-150-3311	727 x 360 x 150 mm	1 x WAGO 2004 2-conductor, 4 mm <sup>2</sup> , grey	35 x 672 mm (1x)	–	212806	2.88 kg
	8150/1-0400-0400-150-3311	400 x 400 x 150 mm	1 x WAGO 2004 2-conductor, 4 mm <sup>2</sup> , grey	35 x 358 mm (1x)	–	212798	-
	8150/1-0400-0300-150-3311	400 x 300 x 150 mm	–	–	–	202242	-
	8150/1-0360-0360-150-3311	360 x 360 x 150 mm	–	–	–	202236	6.52 kg
	8150/1-0360-0360-091-3311	360 x 360 x 91 mm	1 x WAGO 2004 2-conductor, 4 mm <sup>2</sup> , grey	35 x 301 mm (1x)	–	212790	4.27 kg
	8150/1-0360-0176-091-3311	360 x 176.5 x 91 mm	1 x WAGO 2004 2-conductor, 4 mm <sup>2</sup> , grey	35 x 301 mm (1x)	–	212786	3.75 kg
		360 x 176.5 x 91 mm	–	–	–	202230	3.3 kg
	8150/1-0300-0200-150-3311	300 x 200 x 150 mm	1 x WAGO 2004 2-conductor, 4 mm <sup>2</sup> , grey	35 x 258 mm (1x)	–	212782	4.28 kg
		300 x 200 x 150 mm	–	–	–	202186	4.82 kg
	8150/1-0236-0176-091-3311	236.5 x 176.5 x 91 mm	1 x WAGO 2004 2-conductor, 4 mm <sup>2</sup> , grey	35 x 189 mm (1x)	–	212778	3.09 kg
		236.5 x 176.5 x 91 mm	–	–	–	202224	2.5 kg
	8150/1-0176-0176-091-3311	176.5 x 176.5 x 91 mm	1 x WAGO 2004 2-conductor, 4 mm <sup>2</sup> , grey	35 x 133 mm (1x)	–	212774	2.54 kg
		176.5 x 176.5 x 91 mm	–	–	–	202190	2.41 kg
	8150/1-0176-0116-091-3311	176.5 x 116 x 91 mm	1 x WAGO 2004 2-conductor, 4 mm <sup>2</sup> , grey	35 x 133 mm (1x)	–	212680	2.25 kg
		176.5 x 116.5 x 91 mm	–	–	–	202188	1.6 kg

Hinges can be ordered as accessories.

**Technical Data**
**Explosion Protection**

IECEX gas explosion protection	Ex eb IIC T6 Gb
IECEX dust explosion protection	Ex tb IIIC T80 °C Db
ATEX gas explosion protection	Ⓔ II 2 G Ex eb IIC T6 Gb
ATEX dust explosion protection	Ⓔ II 2 D Ex tb IIIC T80 °C Db
Certificates	ATEX (PTB), Canada (UL), China (NEPSI), IECEX (PTB), India (PESO), Taiwan (ITRI), USA (UL)
Ship approval	DNVGL
Notes	Product label may vary. Series devices have certification according to ATEX and IECEX.

**Electrical Data**

Notes depend on the terminal type used and the explosion protected components

**Mechanical Data**

Silicone-free	No
Cover	Screw-on cover

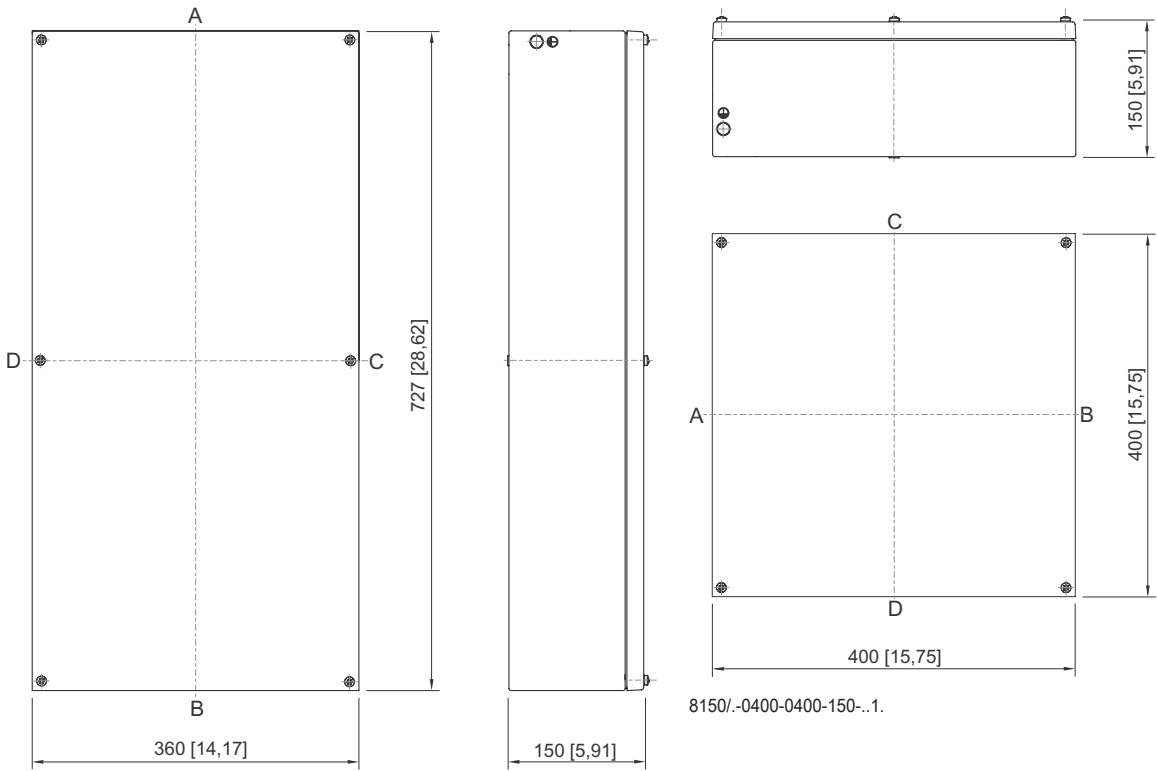
**Components**

Notes Please refer to the manufacturer's terminal data, e. g. the tightening torque

**Accessories**

Figure	Description	Art. No.	Weight
	Retrofittable hinge for enclosure up to max. 400 x 400 mm	275739	66 g

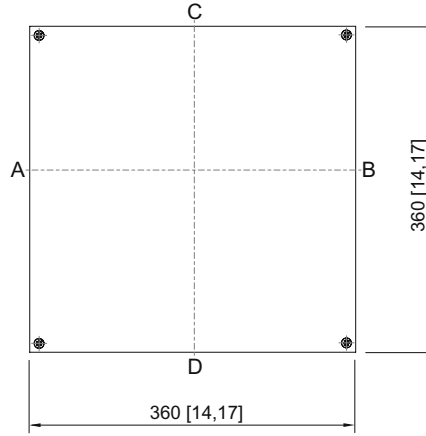
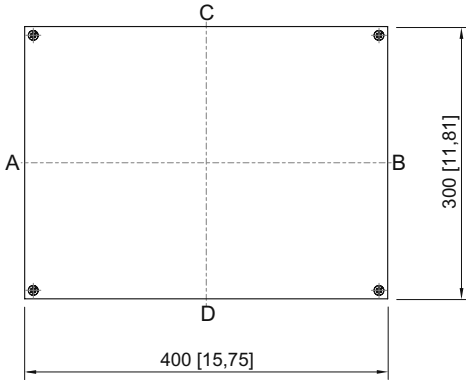
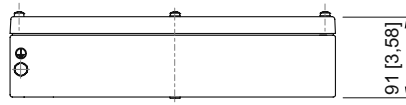
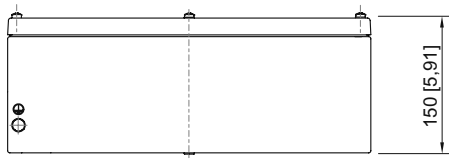
**Dimensional Drawings (All Dimensions in mm [inches]) – Subject to Alterations**



8150/-0727-0360-150-..1.

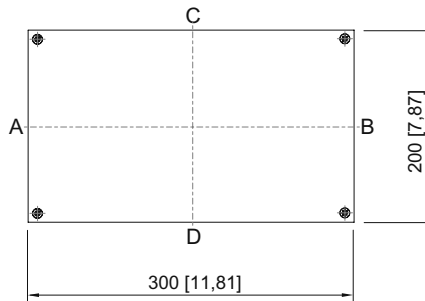
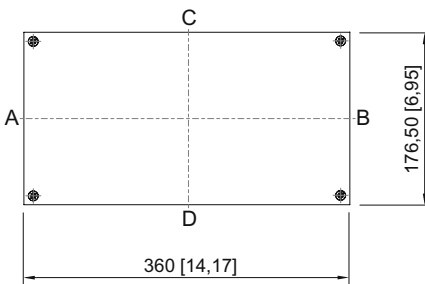
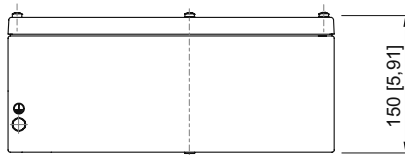
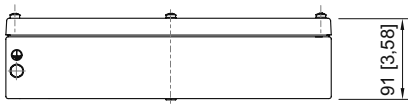
8150/-0400-0400-150-..1.

E3



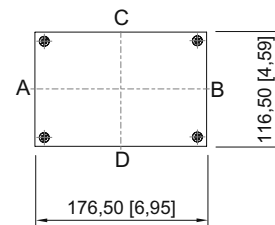
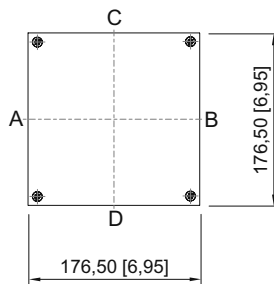
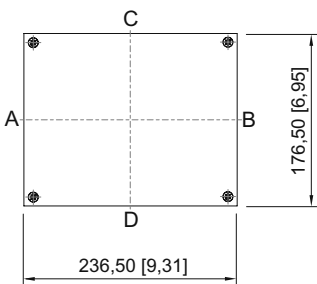
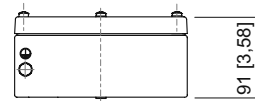
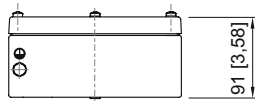
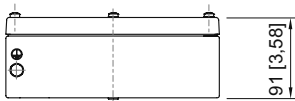
8150/-0400-0300-150-..1.

8150/-0360-0360-091-..1.



8150/-0360-0176-091-..1.

8150/-0300-0200-150-..1.



8150/-0236-0176-091-..1.

8150/-0176-0176-091-..1.

8150/-0176-0116-091-..1.