



- Flexible configuration thanks to pushbutton, mushroom pushbutton, mushroom stay-put button, mushroom stay-put button with key lock, key-operated button and key-operated switch
- Easy to install using a single hole
- Codable "latching", "spring return" and "key not removable" functions
- Spring clamp terminals with connection chamber




E4

MY R. STAHL 8003B



R. STAHL Series 8003 switches and control buttons for panel mounting take on various switching functions in latching and spring return positions up to 6 A, which can be subsequently recoded. They are fully certified, explosion-protected equipment with an Ex e connection chamber. With the patented mounting mechanism, panel mounting with drilled holes or openings of 30.5 mm is quick and easy. Compatible actuators are available for a comprehensive range of applications.

	IECEX / ATEX					
Zone	0	1	2	20	21	22
Installation in		•	•		•	•









Selection Table						
Actuator Number of switching positions		Key-operated switch actuator With key actuator KMS1 2				
Figure	Number of NCs	Number of NOs	Contact material	Product Type	Art. No.	Weight
	1	1	Silver-nickel	8003/111-008-2-r-KMS1	269815	250 g
Actuator Number of switching positions		Key-operated switch actuator With key actuator MS1 2				
Figure	Number of NCs	Number of NOs	Contact material	Product Type	Art. No.	Weight
	1	1	Silver-nickel	8003/111-008-2-r-MS1	269812	222 g
	–	2	Silver-nickel	8003/131-008-2-r-MS1	269813	220 g
Actuator Number of switching positions		Key-operated switch actuator With key actuator MS2 2				
Figure	Number of NCs	Number of NOs	Contact material	Product Type	Art. No.	Weight
	1	1	Silver-nickel	8003/111-008-2-r-MS2	270051	223 g

Control button/switch for panel mounting

Series 8003 Spring clamp terminals with connection chamber for ATEX/IECEX applications

E4

Selection Table







Actuator		Key-operated switch actuator With key actuator MS3				
Number of switching positions		2				
Figure	Number of NCs	Number of NOs	Contact material	Product Type	Art. No.	Weight
	1	1	Silver-nickel	8003/111-008-2-r-MS3	270052	230 g
Actuator		Key-operated switch actuator With key actuator MS4				
Number of switching positions		2				
Figure	Number of NCs	Number of NOs	Contact material	Product Type	Art. No.	Weight
	1	1	Silver-nickel	8003/111-008-2-r-MS4	270053	230 g
Actuator		Mushroom pushbutton				
Figure	Number of NCs	Number of NOs	Contact material	Product Type	Art. No.	Weight
	1	1	Silver-nickel	8003/111-003	269811	196 g
Actuator		Mushroom stay-put button				
Figure	Number of NCs	Number of NOs	Contact material	Product Type	Art. No.	Weight
	1	1	Silver-nickel	8003/111-012S	269846	125 g
	2	–	Silver-nickel	8003/121-012S	269847	125 g
	–	2	Silver-nickel	8003/131-012S	269848	125 g
Actuator		Mushroom stay-put button EM-STOP				
Figure	Number of NCs	Number of NOs	Contact material	Product Type	Art. No.	Weight
	1	1	Silver-nickel	8003/111-010S	269835	125 g
	2	–	Silver-nickel	8003/121-010S	269836	125 g
	–	2	Silver-nickel	8003/131-010S	269837	125 g
Actuator		Mushroom stay-put button EM-STOP, 55 mm				
Figure	Number of NCs	Number of NOs	Contact material	Product Type	Art. No.	Weight
	1	1	Silver-nickel	8003/111-015S	269838	145 g
	2	–	Silver-nickel	8003/121-015S	269839	145 g
Actuator		Mushroom stay-put button With key actuator EM-STOP MS1				
Figure	Number of NCs	Number of NOs	Contact material	Product Type	Art. No.	Weight
	1	1	Silver-nickel	8003/111-009S-MS1	269834	140 g
Actuator		Pushbutton				
Figure	Number of NCs	Number of NOs	Contact material	Product Type	Art. No.	Weight
	1	1	Gold-plated	8003/111-001-AU	269817	125 g
		1	Silver-nickel	8003/111-001	269763	189 g
		1	Silver-nickel	8003/111-001S	269831	140 g
	2	–	Silver-nickel	8003/121-001	269766	140 g
		–	Silver-nickel	8003/121-001S	269832	140 g
	–	2	Silver-nickel	8003/131-001	269767	140 g
		2	Silver-nickel	8003/131-001S	269833	140 g

Control button/switch for panel mounting

Series 8003 Spring clamp terminals with connection chamber for ATEX/IECEx applications

STAHL

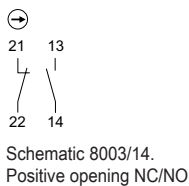
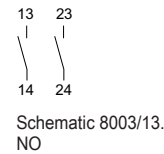
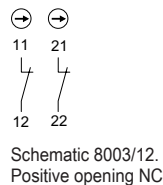
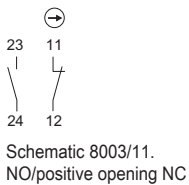
E4

Selection Table						
Actuator Number of switching positions		Rotary actuator, small Not padlockable 2				
Figure	Number of NCs	Number of NOs	Contact material	Product Type	Art. No.	Weight
	1	1	Silver-nickel	8003/111-726-2-r	269816	125 g
	–	1	Silver-nickel	8003/141-726-2-r	269829	190 g
		2	Silver-nickel	8003/131-726-2-r	269821	125 g
Actuator Number of switching positions		Rotary actuator, small Not padlockable 3				
Figure	Number of NCs	Number of NOs	Contact material	Product Type	Art. No.	Weight
	–	2	Silver-nickel	8003/131-726-3-rr	269822	125 g
		2	Silver-nickel	8003/131-726-3-tt	269823	125 g
Actuator Number of switching positions		Rotary actuator, small Padlockable 2				
Figure	Number of NCs	Number of NOs	Contact material	Product Type	Art. No.	Weight
	1	1	Silver-nickel	8003/111-727-2-r	269843	125 g
	–	2	Silver-nickel	8003/131-727-2-r	269824	125 g
Actuator Number of switching positions		Rotary actuator, small Padlockable 3				
Figure	Number of NCs	Number of NOs	Contact material	Product Type	Art. No.	Weight
	–	2	Silver-nickel	8003/131-727-3-rr	269825	196 g
Actuator Number of switching positions		Selector switch 2				
Figure	Number of NCs	Number of NOs	Contact material	Product Type	Art. No.	Weight
	1	1	Silver-nickel	8003/111-005	269768	125 g
Actuator note		Switching element only; please order actuator separately				
Figure	Number of NCs	Number of NOs	Contact material	Product Type	Art. No.	Weight
	1	1	Gold-plated	8003/111	271807	125 g
		1	Silver-nickel	8003/111	269769	162 g
		1	Gold-plated	8003/141	271810	150 g
	2	–	Gold-plated	8003/121	271808	150 g
		–	Silver-nickel	8003/121	269770	150 g
	–	2	Gold-plated	8003/131	271809	162 g
		2	Silver-nickel	8003/131	270892	150 g

- Yellow backing plate for button with EMERGENCY STOP function is included
- Order designation plates and additional designation plates separately; see accessories
- Key-operated switch with "spring return" and/or "key not removable" functions on request
- Other key types possible on request

Technical Data		
Variant	8003/1.1-...	8003/1.1-...S
Explosion Protection		
IECEX gas explosion protection	Ex db eb IIC T6 Gb	Ex db eb IIC T6 Gb
IECEX dust explosion protection	Ex tb IIIC T80 °C Db	Ex tb IIIC T80 °C Db
ATEX gas explosion protection	⊕ II 2 G Ex db eb IIC T6 Gb	⊕ II 2 G Ex db eb IIC T6 Gb
ATEX dust explosion protection	⊕ II 2 D Ex tb IIIC T80 °C Db	⊕ II 2 D Ex tb IIIC T80 °C Db
Certificates	ATEX (PTB), IECEX (PTB), Korea (KGS)	ATEX (PTB), IECEX (PTB), Korea (KGS)
Declaration of Conformity	ATEX (EUK), China (CCC), Declaration of Conformity (ATEX)	ATEX (EUK), China (CCC), Declaration of Conformity (ATEX)
Notes	Product label may vary. Series devices are labelled with ATEX and IECEX.	
Electrical Data		
Rated operational voltage AC	500 V	500 V
Rated operational current	6 A	6 A
Switching capacity AC-12	500 V / 6 A / max. 3000 VA	500 V / 6 A / max. 3000 VA
Switching capacity AC-15	400 V / 6 A / max. 1250 VA	400 V / 6 A / max. 1250 VA
Switching capacity DC-13	110 V / 1 A / max. 110 W	110 V / 1 A / max. 110 W
Switching capacity DC-13<SoftReturn/>2 contact elements in series	60 V/6 A	60 V/6 A
Ambient Conditions		
Ambient temperature	-20 °C ... +60 °C	-55 °C ... +60 °C
Ambient temperature	-4 °F ... +140 °F	-67 °F ... +140 °F
Mechanical Data		
Degree of protection (IP) (IEC 60529)	Reverse side IP65, front side IP66	Reverse side IP65, front side IP66
Silicone-free	Yes	No
Connection cross-section	0.75 ... 1.5 mm ²	0.75 ... 1.5 mm ²
Connection cross-section AWG	18 AWG ... 12 AWG	18 AWG ... 12 AWG
Depth of cut-out	130 mm	130 mm
Mounting depth, inches	5.12 in	5.12 in
Service life, min.	10 ⁵ operating cycles	10 ⁵ operating cycles
Mounting / Installation		
Tightening torque	3 Nm	3 Nm
Tightening torque lbf in	26.55 lbf in	26.55 lbf in
Components		
Entry 1 type	Polyamide cable gland, black	Polyamide cable gland, black
Entry 1	8161/7-M16-0902	8161/7-M16-0902

Technical Drawings – Subject to Alterations


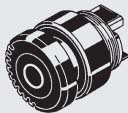

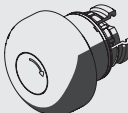














Control button/switch for panel mounting

Series 8003 Spring clamp terminals with connection chamber
for ATEX/IECEX applications

STAHL

E4

Accessories			
Figure	Description	Art. No.	Weight
Actuators			
	Control switch, not lockable Two switching positions: 0 = spring return I = spring return	155542	28 g
	Mushroom pushbutton dia. 38 mm, black	155526	28 g
	Pushbutton	155525	23 g
	Mushroom stay-put button EM-STOP	261756	100 g
	Mushroom stay-put button dia. 38 mm, black	155541	30 g
	Mushroom stay-put button EM-STOP, dia. 55	261757	100 g
Locking devices			
	8602A0753 H24 for not actuated pushbutton/selector switch BG001, BG005	155372	81 g
	8602A0754 for actuated pushbutton/selector switch BG001, BG005	155402	28 g
	8602A0755 for not actuated pushbutton/selector switch BG001, BG005	155431	34 g
Protective collar			
	8602A0751 metal for pushbutton/selector switch/mushroom stay-put button with key lock/mushroom stay-put button/mushroom pushbutton dia. 39 BG001, BG003, BG005, BG008, BG009, BG010, BG012	155326	77 g
Spare key			
	Closing MS1	107109	8 g
	Closing MS3	272646	8 g
	Closing MS4	272647	8 g












Spare Parts				
Figure	Description	Art. No.	Weight	
Locking devices				
	8602A0753 H24 for not actuated pushbutton/selector switch BG001, BG005	155372	81 g	
	8602A0755 for not actuated pushbutton/selector switch BG001, BG005	155431	34 g	
	8602A0754 for actuated pushbutton/selector switch BG001, BG005	155402	28 g	
	8602A0757 for selector switch BG005	155460	33 g	
Protective collar				
	8602A0751 metal for pushbutton/selector switch/mushroom stay-put button with key lock/mushroom stay-put button/mushroom pushbutton dia. 39 BG001, BG003, BG005, BG008, BG009, BG010, BG012	155326	77 g	
Spare key				
	Closing MS2	272645	8 g	
Label holder				
	Label holder, size 1, without insert disc Labelling: 1-line can be installed in dia. 30.5 mm drilled holes for actuators	155632	1 g	
	Label holder, size 2, without insert disc Labelling: 1- or 2-line can be installed in dia. 30.5 mm drilled holes for actuators	155687	2 g	
	Label holder, size 3, without insert disc Labelling: 1-, 2- or 3-line can be installed in dia. 30.5 mm drilled holes for actuators	155844	2 g	
Designation plates for pushbuttons and selector switches				
	Colour: Blue Enter text or symbol	155910	1 g	
	Colour: Green Enter text or symbol	155900	1 g	
	Colour: White Text: START	155889	1 g	

Control button/switch for panel mounting

Series 8003 Spring clamp terminals with connection chamber
for ATEX/IECEX applications



E4

Spare Parts			
Figure	Description	Art. No.	Weight
Designation plates for pushbuttons and selector switches			
	Colour: Blue Text: RESET	155894	1 g
	Colour: Black Text: Ab	155886	1 g
Label, yellow, general			
	for Ø 55 actuator (EM-STOP)	223572	1 g
	for Ø 39 actuator (EM-STOP)	223571	1 g
Designation plates for pushbuttons and selector switches			
	Colour: Black Text: Auf	155883	1 g
	Colour: Black Symbol: Arrow	155749	1 g
		155761	1 g
	Colour: Red Symbol: Arrow	155567	1 g
	Colour: Black Text: Links	155827	1 g
	Colour: Black Text: Rechts	155837	1 g
	Colour: Black Text: Open	155868	1 g

Spare Parts			
Figure	Description	Art. No.	Weight
Designation plates for pushbuttons and selector switches			
	Colour: Black Text: CLOSE	155878	1 g
	Colour: Black Text: Zu	155874	1 g
	Colour: Red Text: OFF	155654	1 g
	Colour: Green Text: ON	155671	1 g
	Colour: Red Text: AUS	155634	1 g
Insert discs for label holder			
	One-line Plain Material: PVC Colour: White Self-adhesive	238271	10 g
Designation plates for pushbuttons and selector switches			
	Colour: Black Text: AUS	155806	1 g
Insert discs for label holder			
	Two-line Plain Material: PVC Colour: White Self-adhesive	238272	10 g
Designation plates for pushbuttons and selector switches			
	Colour: Black Text: EIN	155862	1 g
Insert discs for label holder			
	Three-line Plain Material: PVC Colour: White Self-adhesive	238273	10 g
Designation plates for pushbuttons and selector switches			
	Colour: Red Text: STOP	155615	1 g

Control button/switch for panel mounting






Series 8003 Spring clamp terminals with connection chamber
for ATEX/IECEX applications



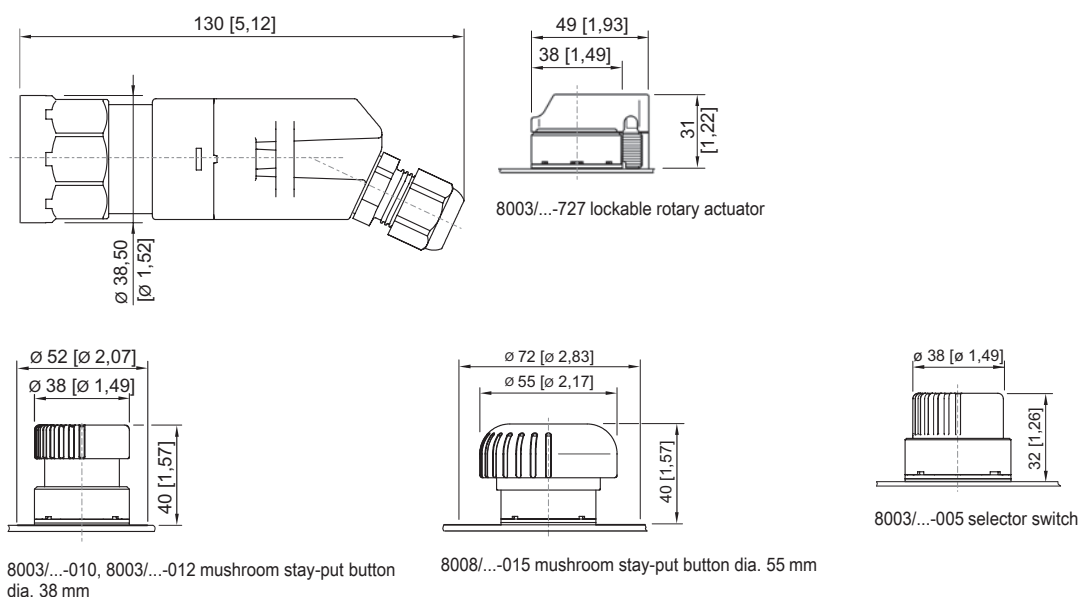
E4

Spare Parts			
Figure	Description	Art. No.	Weight
Designation plates for pushbuttons and selector switches			
	Colour: Black Text: STOP	155795	1 g
Closing part			
	8602C3-733-B for closing unused holes in cover, dia. 30.5 mm, NBR	244306	25 g
	8602C3-733-S for closing unused holes in cover, dia. 30.5 mm, silicone	244307	25 g
Designation plates for pushbuttons and selector switches			
	Colour: Black Text: I	155846	1 g
	Colour: Green Text: I	155689	1 g
	Colour: White Text: I	155892	1 g
	Colour: Black Text: II	155854	1 g
	Colour: Green Text: II	155706	1 g
	Colour: Red Text: O	155596	1 g
	Colour: Black Text: O	155783	1 g
	Colour: Black Text: I O	155771	1 g
	Colour: Blue Blank disc without text	155911	1 g

Spare Parts

Figure	Description	Art. No.	Weight
Designation plates for pushbuttons and selector switches			
	Colour: Yellow Blank disc without text	155914	1 g
	Colour: Red Blank disc without text	155897	1 g
	Colour: Green Blank disc without text	155901	1 g
	Colour: White Blank disc without text	155908	1 g
	Colour: Black Blank disc without text	155905	1 g
Conversion kit for key-operated switch			
	Coding element, 1 x red, 1 x yellow	155403	1 g
	Coding element, 1 x green, 1 x red	155432	1 g
	Coding element, 2 x yellow	155373	1 g

Dimensional Drawings (All Dimensions in mm [inches]) – Subject to Alterations

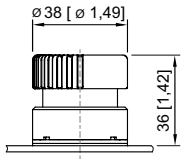


Control button/switch for panel mounting

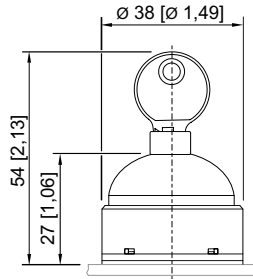
Series 8003 Spring clamp terminals with connection chamber for ATEX/IECEx applications



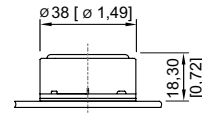
E4



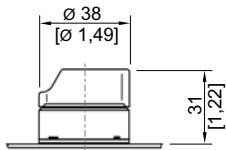
8008/...-003 mushroom pushbutton



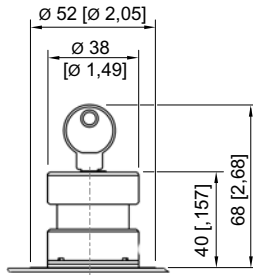
8003/...-008 key-operated switch



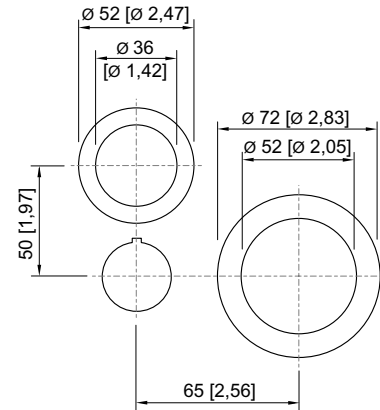
8003/...-001 pushbutton



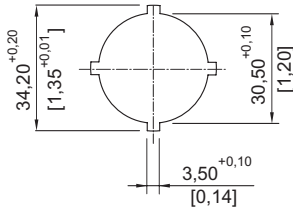
8003/...-726 rotary actuator



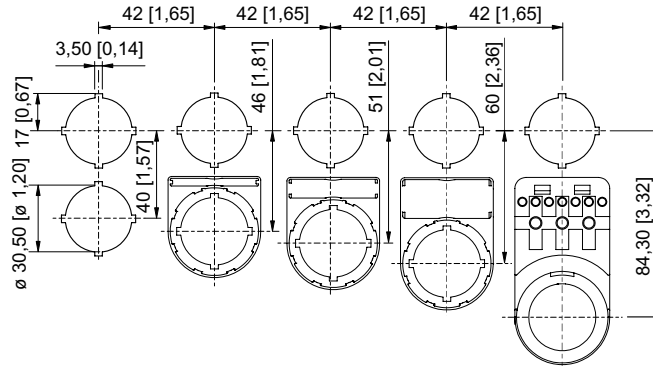
8003/...-006, 8003/...-009 mushroom stay-put button with key lock



8003/...-009, 8003/...-010, 8003/...-015 cut-out for EMERGENCY STOP button



Punch pattern



Cut-out with/without additional designation plate