



- Flexible configuration due to pushbutton, mushroom pushbutton, mushroom stay-put button, mushroom stay-put button with key lock, key-operated button, key-operated switch
- Easy assembly thanks to single-hole mounting (D 30)
- Codable "latching", "spring return", "key not removable" functions
- Plug-in connection with 6 m connection line

E4

WebCode 8003E





R. STAHL Series 8003 control buttons and/or switches for panel mounting switch load, control and signal circuits up to 6 A. Depending on the type, they are complete or incomplete explosion-protected equipment with corresponding requirements for installation. As an option, various actuators are available.

	IECEx / ATEX					
Zone	0	1	2	20	21	22
Installation in		•	•		•	•

Selection Table						
Actuator		Key-operated switch actuator With key actuator MS1				
Number of switching positions		2				
Figure	Number of NCs	Number of NOs	Contact material	Product Type	Art. No.	Weight
	1	1	Silver-nickel	8003/113-008-2-r-MS1-6	269849	125 g
	2	–	Silver-nickel	8003/123-008-2-r-MS1-6	269845	125 g
Actuator		Key-operated switch actuator With key actuator MS1				
Number of switching positions		3				
Figure	Number of NCs	Number of NOs	Contact material	Product Type	Art. No.	Weight
	–	2	Silver-nickel	8003/133-008-3-rr-MS1-6	269827	125 g
Actuator		Mushroom stay-put button EM-STOP				
Figure	Number of NCs	Number of NOs	Contact material	Product Type	Art. No.	Weight
	1	1	Silver-nickel	8003/113-010S-6	269841	125 g
	2	–	Silver-nickel	8003/123-010S-6	269842	125 g
Actuator		Pushbutton				
Figure	Number of NCs	Number of NOs	Contact material	Product Type	Art. No.	Weight
	1	1	Silver-nickel	8003/113-001-6	269819	125 g
	–	2	Silver-nickel	8003/133-001-6	269826	125 g

### Selection Table

Actuator		Rotary actuator, small Not padlockable				
Number of switching positions		2				
Figure	Number of NCs	Number of NOs	Contact material	Product Type	Art. No.	Weight
	1	1	Silver-nickel	8003/113-726-2-r-6	269820	688 g
Actuator		Rotary actuator, small Not padlockable				
Number of switching positions		3				
Figure	Number of NCs	Number of NOs	Contact material	Product Type	Art. No.	Weight
	1	1	Silver-nickel	8003/143-726-3-tt-6	269830	125 g
	–	2	Silver-nickel	8003/133-726-3-tt-6	269828	125 g

- plates must be ordered separately; see accessories
- key-operated switch with "spring-return" and/or "key not removable" on request
- versions with other locking cylinders on request
- key switches type 8003/1...008-. and control switches type 8003/1...726-3 are codable ("latching", "spring-return", "key removable")

### Technical Data

Variant	8003/1.3-...	8003/1.3-...S
<b>Explosion Protection</b>		
IECEx gas explosion protection	Ex db eb IIC T6 Gb	Ex db eb IIC T6 Gb
IECEx dust explosion protection	Ex tb IIIC T80 °C Db	Ex tb IIIC T80 °C Db
ATEX gas explosion protection	⊕ II 2 G Ex db eb IIC T6 Gb	⊕ II 2 G Ex db eb IIC T6 Gb
ATEX dust explosion protection	⊕ II 2 D Ex tb IIIC T80 °C Db	⊕ II 2 D Ex tb IIIC T80 °C Db
Certificates	ATEX (PTB), IECEx (PTB), Korea (KGS)	ATEX (PTB), IECEx (PTB), Korea (KGS)
Notes	Product label may vary. Series devices have certification according to ATEX and IECEx.	
<b>Electrical Data</b>		
Rated operational voltage AC	500 V	500 V
Rated operational current	6 A	6 A
Switching capacity AC-12	500 V / 6 A / max. 3000 VA	500 V / 6 A / max. 3000 VA
Switching capacity AC-15	400 V / 6 A / max. 1250 VA	400 V / 6 A / max. 1250 VA
Switching capacity DC-13	110 V / 1 A / max. 110 W	110 V / 1 A / max. 110 W
Switching capacity DC-13<SoftReturn/>2 contact elements in series	60 V/6 A	60 V/6 A
<b>Ambient Conditions</b>		
Ambient temperature	-20 °C ... +60 °C	-55 °C ... +60 °C
Ambient temperature	-4 °F ... +140 °F	-67 °F ... +140 °F
<b>Mechanical Data</b>		
Degree of protection (IP) (IEC 60529)	Reverse side IP65, front side IP66	Reverse side IP65, front side IP66
Silicone-free	Yes	No
Conductor length	6 m	6 m
Conductor length, inches	236.22 in	236.22 in
Type of connection cable	ÖLFLEX 4x1 mm <sup>2</sup>	ÖLFLEX 4x1 mm <sup>2</sup>
Connection cross-section	0.75 ... 1.5 mm <sup>2</sup>	0.75 ... 1.5 mm <sup>2</sup>
Connection cross-section AWG	20 AWG ... 14 AWG	20 AWG ... 14 AWG
Depth of cut-out	130 mm	130 mm
Mounting depth, inches	5.12 in	5.12 in
Service life, min.	10 <sup>5</sup> operating cycles	10 <sup>5</sup> operating cycles
<b>Mounting / Installation</b>		
Tightening torque	3 Nm	3 Nm

# Control Buttons / Switches for Panel Mounting

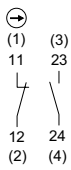
Series 8003 Plug-in Connection with Connection Line and Connection Chamber for ATEX / IECEx Applications

STAHL

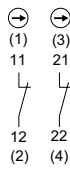
E4

Technical Data		
Variant	8003/1.3-...	8003/1.3-...S
Mounting / Installation		
Tightening torque lbf in	26.55 lbf in	26.55 lbf in
Components		
Entry 1	8161/7-M16-0902	8161/7-M16-0902
Entry 1 type	Polyamide cable gland, black	Polyamide cable gland, black

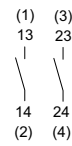
## Technical Drawings – Subject to Alterations



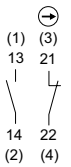
Schematic 8003/113  
NO / NC positive opening  
Numbers in brackets according to core identification





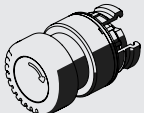
Schematic 8003/123  
NC positive opening  
Numbers in brackets according to core identification












Schematic 8003/133  
NO  
Numbers in brackets according to core identification



Schaltbild 8003/143  
NC positive opening / NO  
Numbers in brackets according to core identification

Accessories			Art. No.	Weight
Actuator				
	Control switch, not padlockable 2 positions: 0 = spring return I = spring return		155542	28 g
	Pushbutton		155525	23 g
	Mushroom stay-put button EM-STOP		261756	100 g

Accessories				
Figure	Description	Art. No.	Weight	
<b>Locking devices</b>				
	8602A0753 H24 for not actuated pushbutton / selector switch BG001, BG005	155372	81 g	
	8602A0754 for actuated pushbutton / selector switch BG001, BG005	155402	28 g	
	8602A0755 for not actuated pushbutton / selector switch BG001, BG005	155431	34 g	
<b>Protective collar</b>				
	8602A0751 metal for pushbutton / selector switch / mushroom stay-put button with key lock / mushroom stay-put button / mushroom pushbutton Ø 39 BG001, BG003, BG005, BG008, BG009, BG010, BG012	155326	77 g	
<b>Spare key</b>				
	Closing MS1	107109	8 g	












Spare Parts				
Figure	Description	Art. No.	Weight	
<b>Label mount</b>				
	Label mount, size 1, without symbol label Text: 1 line for actuators to fit Ø 30.5 mm holes	155632	1 g	
	Label mount, size 2, without symbol label Text: 1 or 2 lines for actuators to fit Ø 30.5 mm holes	155687	2 g	
	Label mount, size 3, without symbol label Text: 1, 2 or 3 lines for actuators to fit Ø 30.5 mm holes	155844	2 g	
<b>Symbol label for pushbutton and selector switch</b>				
	Colour: blue Please specify text or symbol	155910	1 g	
	Colour: green Please specify text or symbol	155900	1 g	

# Control Buttons / Switches for Panel Mounting

Series 8003 Plug-in Connection with Connection Line and Connection Chamber  
for ATEX / IECEx Applications

**STAHL**

E4

Spare Parts			
Figure	Description	Art. No.	Weight
Symbol label for pushbutton and selector switch			
	Colour: white Text: START	155889	1 g
	Colour: blue Text: RESET	155894	1 g
	Colour: black Text: Ab	155886	1 g
Label, yellow, general			
	for Ø 39 actuator (EM-STOP)	223571	1 g
Symbol label for pushbutton and selector switch			
	Colour: black Text: Auf	155883	1 g
	Colour: black Symbol: Arrow	155749	1 g
		155761	1 g
	Colour: red Symbol: Arrow	155567	1 g
	Colour: black Text: Links	155827	1 g
	Colour: black Text: Rechts	155837	1 g
	Colour: black Text: Open	155868	1 g












Spare Parts			
Figure	Description	Art. No.	Weight
Symbol label for pushbutton and selector switch			
	Colour: black Text: CLOSE	155878	1 g
	Colour: black Text: Zu	155874	1 g
	Colour: red Text: OFF	155654	1 g
	Colour: green Text: ON	155671	1 g
Insert discs for label holder			
	1-line Plain Material: PVC Colour: White Self-adhesive	238271	10 g
Symbol label for pushbutton and selector switch			
	Colour: red Text: AUS	155634	1 g
Insert discs for label holder			
	2-line Plain Material: PVC Colour: White Self-adhesive	238272	10 g
Symbol label for pushbutton and selector switch			
	Colour: black Text: AUS	155806	1 g
Insert discs for label holder			
	3-line Plain Material: PVC Colour: White Self-adhesive	238273	10 g
Symbol label for pushbutton and selector switch			
	Colour: black Text: EIN	155862	1 g
	Colour: red Text: STOP	155615	1 g

# Control Buttons / Switches for Panel Mounting




Series 8003 Plug-in Connection with Connection Line and Connection Chamber  
for ATEX / IECEx Applications

STAHL

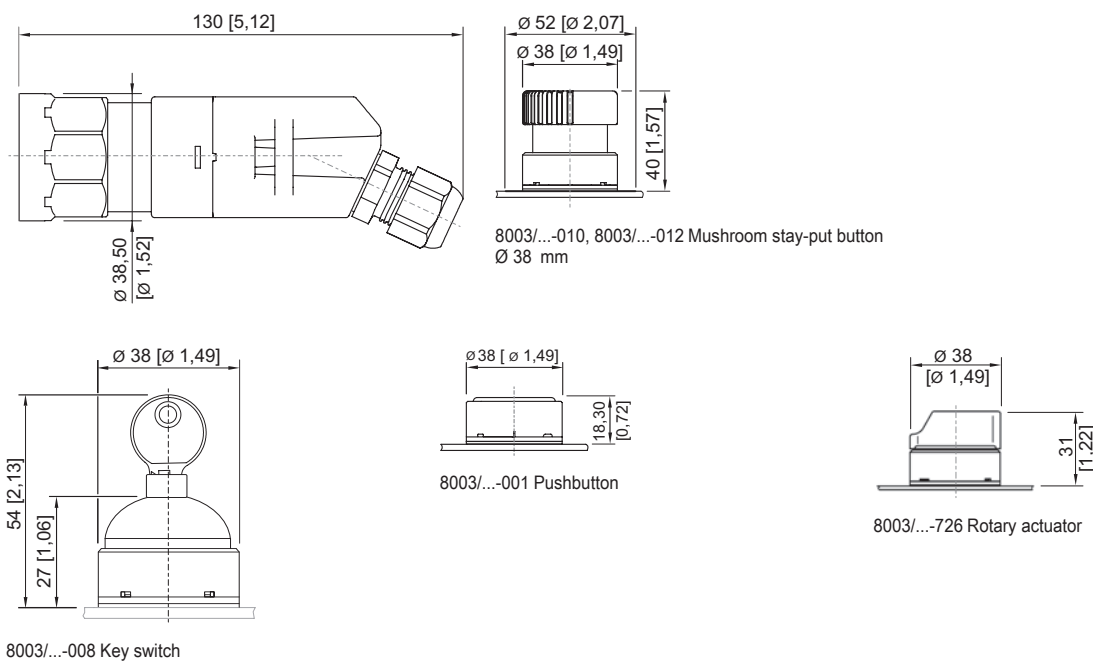
E4

Spare Parts			
Figure	Description	Art. No.	Weight
Symbol label for pushbutton and selector switch			
	Colour: black Text: STOP	155795	1 g
	Colour: black Text: I	155846	1 g
	Colour: green Text: I	155689	1 g
	Colour: white Text: I	155892	1 g
	Colour: black Text: II	155854	1 g
	Colour: green Text: II	155706	1 g
	Colour: red Text: O	155596	1 g
	Colour: black Text: O	155783	1 g
	Colour: black Text: I O	155771	1 g
	Colour: blue Blank label without text	155911	1 g
	Colour: yellow Blank label without text	155914	1 g
	Colour: red Blank label without text	155897	1 g

## Spare Parts

Figure	Description	Art. No.	Weight
Symbol label for pushbutton and selector switch			
	Colour: green Blank label without text	155901	1 g
	Colour: white Blank label without text	155908	1 g
	Colour: black Blank label without text	155905	1 g
Coding kit for key-operated switch			
	Coding element, 1 x red, 1 x yellow	155403	1 g
	Coding element, 1 x green, 1 x red	155432	1 g
	Coding element, 2 x yellow	155373	1 g

## Dimensional Drawings (All Dimensions in mm [inches]) – Subject to Alterations



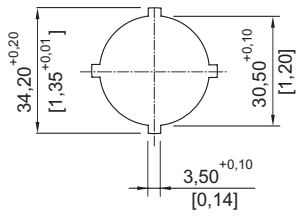


# Control Buttons / Switches for Panel Mounting

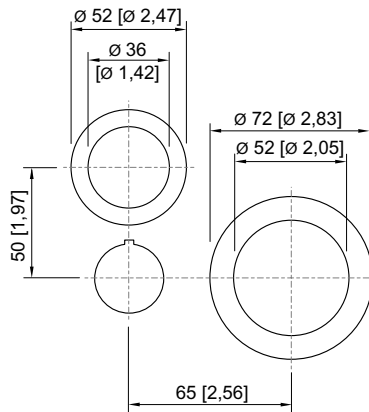
Series 8003 Plug-in Connection with Connection Line and Connection Chamber  
for ATEX / IECEx Applications



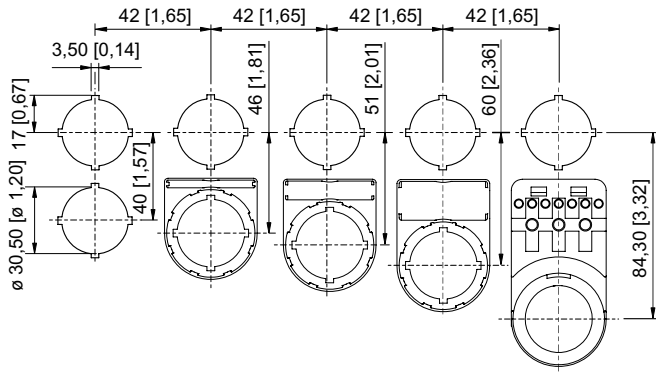
E4



Cut-out details



8003/...-009, 8003/...-010, 8003/...-015  
Cut-out for EMERGENCY-STOP button



Cut-out with / without front label