







- Flexible configuration thanks to pushbutton, mushroom pushbutton, mushroom stay-put button, mushroom stay-put button with key lock, key-operated button and key-operated switch
- Easy to install using a single hole (D 30)
- Codable "latching", "spring return" and "key not removable" functions
- Plug-in connection with 6 m connection cable

MY R. STAHL 8003E



R. STAHL Series 8003 control buttons/switches for panel mounting switch load, control and signal circuits up to 6 A. Depending on the type, they are fully or incompletely explosion-protected equipment with corresponding requirements for installation. As an option, various actuators are available.

	IECEX / ATEX					
Zone	0	1	2	20	21	22
Installation in		•	•		•	•



Selection Table						
Actuator		Key-operated switch actuator With key actuator MS1				
Number of switching positions		2				
Figure	Number of NCs	Number of NOs	Contact material	Product Type	Art. No.	Weight
	1	1	Silver-nickel	8003/113-008-2-r-MS1-6	269849	125 g
	2	–	Silver-nickel	8003/123-008-2-r-MS1-6	269845	125 g
Actuator		Key-operated switch actuator With key actuator MS1				
Number of switching positions		3				
Figure	Number of NCs	Number of NOs	Contact material	Product Type	Art. No.	Weight
	–	2	Silver-nickel	8003/133-008-3-rr-MS1-6	269827	125 g
Actuator		Mushroom stay-put button EM-STOP				
Figure	Number of NCs	Number of NOs	Contact material	Product Type	Art. No.	Weight
	1	1	Silver-nickel	8003/113-010S-6	269841	125 g
	2	–	Silver-nickel	8003/123-010S-6	269842	125 g
Actuator		Pushbutton				
Figure	Number of NCs	Number of NOs	Contact material	Product Type	Art. No.	Weight
	1	1	Silver-nickel	8003/113-001-6	269819	125 g
	–	2	Silver-nickel	8003/133-001-6	269826	125 g

Control button/switch for panel mounting

Series 8003 Plug-in connection with connection cable and connection chamber for ATEX/IECEX applications

E4

Selection Table

Actuator		Rotary actuator, small Not padlockable				
Number of switching positions		2				
Figure	Number of NCs	Number of NOs	Contact material	Product Type	Art. No.	Weight
	1	1	Silver-nickel	8003/113-726-2-r-6	269820	688 g
Actuator		Rotary actuator, small Not padlockable				
Number of switching positions		3				
Figure	Number of NCs	Number of NOs	Contact material	Product Type	Art. No.	Weight
	1	1	Silver-nickel	8003/143-726-3-tt-6	269830	125 g
	–	2	Silver-nickel	8003/133-726-3-tt-6	269828	125 g

- Order designation plates and additional designation plates separately; see accessories
- Key-operated switch with "spring return" and/or "key not removable" functions on request
- Other key types possible on request
- Type 8003/1..-008.. key-operated switches and type 8003/1..-726-3 control switches can be coded ("latching", "spring return" or "key can be removed")

Technical Data

Variant	8003/1.3-...	8003/1.3-...S
Explosion Protection		
IECEX gas explosion protection	Ex db eb IIC T6 Gb	Ex db eb IIC T6 Gb
IECEX dust explosion protection	Ex tb IIIC T80 °C Db	Ex tb IIIC T80 °C Db
ATEX gas explosion protection	⊕ II 2 G Ex db eb IIC T6 Gb	⊕ II 2 G Ex db eb IIC T6 Gb
ATEX dust explosion protection	⊕ II 2 D Ex tb IIIC T80 °C Db	⊕ II 2 D Ex tb IIIC T80 °C Db
Certificates	ATEX (PTB), IECEx (PTB), Korea (KGS)	ATEX (PTB), IECEx (PTB), Korea (KGS)
Declaration of Conformity	ATEX (EUK), China (CCC), Declaration of Conformity (ATEX)	ATEX (EUK), China (CCC), Declaration of Conformity (ATEX)
Notes	Product label may vary. Series devices are labelled with ATEX and IECEx.	
Electrical Data		
Rated operational voltage AC	500 V	500 V
Rated operational current	6 A	6 A
Switching capacity AC-12	500 V / 6 A / max. 3000 VA	500 V / 6 A / max. 3000 VA
Switching capacity AC-15	400 V / 6 A / max. 1250 VA	400 V / 6 A / max. 1250 VA
Switching capacity DC-13	110 V / 1 A / max. 110 W	110 V / 1 A / max. 110 W
Switching capacity DC-13<SoftReturn/>2 contact elements in series	60 V/6 A	60 V/6 A
Ambient Conditions		
Ambient temperature	-20 °C ... +60 °C	-55 °C ... +60 °C
Ambient temperature	-4 °F ... +140 °F	-67 °F ... +140 °F
Mechanical Data		
Degree of protection (IP) (IEC 60529)	Reverse side IP65, front side IP66	Reverse side IP65, front side IP66
Silicone-free	Yes	No
Conductor length	6 m	6 m
Conductor length, inches	236.22 in	236.22 in
Type of connection cable	ÖLFLEX 4x1 mm ²	ÖLFLEX 4x1 mm ²
Connection cross-section	0.75 ... 1.5 mm ²	0.75 ... 1.5 mm ²
Connection cross-section AWG	20 AWG ... 14 AWG	20 AWG ... 14 AWG
Depth of cut-out	130 mm	130 mm
Mounting depth, inches	5.12 in	5.12 in
Service life, min.	10 ⁵ operating cycles	10 ⁵ operating cycles

Control button/switch for panel mounting

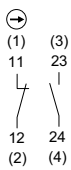
Series 8003 Plug-in connection with connection cable and connection chamber for ATEX/IECEX applications

STAHL

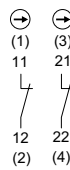
E4

Technical Data		
Variant	8003/1.3-...	8003/1.3-...S
Mounting / Installation		
Tightening torque	3 Nm	3 Nm
Tightening torque lbf in	26.55 lbf in	26.55 lbf in
Components		
Entry 1	8161/7-M16-0902	8161/7-M16-0902
Entry 1 type	Polyamide cable gland, black	Polyamide cable gland, black

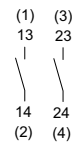
Technical Drawings – Subject to Alterations



Schematic 8003/113
NO/positive opening NC
The numbers in brackets correspond to the core marking



Schematic 8003/123
Positive opening NC
The numbers in brackets correspond to the core marking










Schematic 8003/133
NO
The numbers in brackets correspond to the core marking








Schematic 8003/143
Positive opening NC/NO
The numbers in brackets correspond to the core marking

Accessories

Figure	Description	Art. No.	Weight
Actuators			
	Control switch, not lockable Two switching positions: 0 = spring return I = spring return	155542	28 g
	Pushbutton	155525	23 g
	Mushroom stay-put button EM-STOP	261756	100 g

Accessories				
Figure	Description	Art. No.	Weight	
Locking devices				
	8602A0753 H24 for not actuated pushbutton/selector switch BG001, BG005	155372	81 g	
	8602A0754 for actuated pushbutton/selector switch BG001, BG005	155402	28 g	
	8602A0755 for not actuated pushbutton/selector switch BG001, BG005	155431	34 g	
Protective collar				
	8602A0751 metal for pushbutton/selector switch/mushroom stay-put button with key lock/mushroom stay-put button/mushroom pushbutton dia. 39 BG001, BG003, BG005, BG008, BG009, BG010, BG012	155326	77 g	
Spare key				
	Closing MS1	107109	8 g	












Spare Parts				
Figure	Description	Art. No.	Weight	
Label holder				
	Label holder, size 1, without insert disc Labelling: 1-line can be installed in dia. 30.5 mm drilled holes for actuators	155632	1 g	
	Label holder, size 2, without insert disc Labelling: 1- or 2-line can be installed in dia. 30.5 mm drilled holes for actuators	155687	2 g	
	Label holder, size 3, without insert disc Labelling: 1-, 2- or 3-line can be installed in dia. 30.5 mm drilled holes for actuators	155844	2 g	
Designation plates for pushbuttons and selector switches				
	Colour: Blue Enter text or symbol	155910	1 g	
	Colour: Green Enter text or symbol	155900	1 g	

Control button/switch for panel mounting

Series 8003 Plug-in connection with connection cable and connection chamber
for ATEX/IECEX applications

STAHL

E4

Spare Parts			
Figure	Description	Art. No.	Weight
Designation plates for pushbuttons and selector switches			
	Colour: White Text: START	155889	1 g
	Colour: Blue Text: RESET	155894	1 g
	Colour: Black Text: Ab	155886	1 g
Label, yellow, general			
	for Ø 39 actuator (EM-STOP)	223571	1 g
Designation plates for pushbuttons and selector switches			
	Colour: Black Text: Auf	155883	1 g
	Colour: Black Symbol: Arrow	155749	1 g
		155761	1 g
	Colour: Red Symbol: Arrow	155567	1 g
	Colour: Black Text: Links	155827	1 g
	Colour: Black Text: Rechts	155837	1 g
	Colour: Black Text: Open	155868	1 g

Spare Parts			
Figure	Description	Art. No.	Weight
Designation plates for pushbuttons and selector switches			
	Colour: Black Text: CLOSE	155878	1 g
	Colour: Black Text: Zu	155874	1 g
	Colour: Red Text: OFF	155654	1 g
	Colour: Green Text: ON	155671	1 g
	Colour: Red Text: AUS	155634	1 g
Insert discs for label holder			
	One-line Plain Material: PVC Colour: White Self-adhesive	238271	10 g
Designation plates for pushbuttons and selector switches			
	Colour: Black Text: AUS	155806	1 g
Insert discs for label holder			
	Two-line Plain Material: PVC Colour: White Self-adhesive	238272	10 g
Designation plates for pushbuttons and selector switches			
	Colour: Black Text: EIN	155862	1 g
Insert discs for label holder			
	Three-line Plain Material: PVC Colour: White Self-adhesive	238273	10 g
Designation plates for pushbuttons and selector switches			
	Colour: Red Text: STOP	155615	1 g

Control button/switch for panel mounting




Series 8003 Plug-in connection with connection cable and connection chamber
for ATEX/IECEX applications



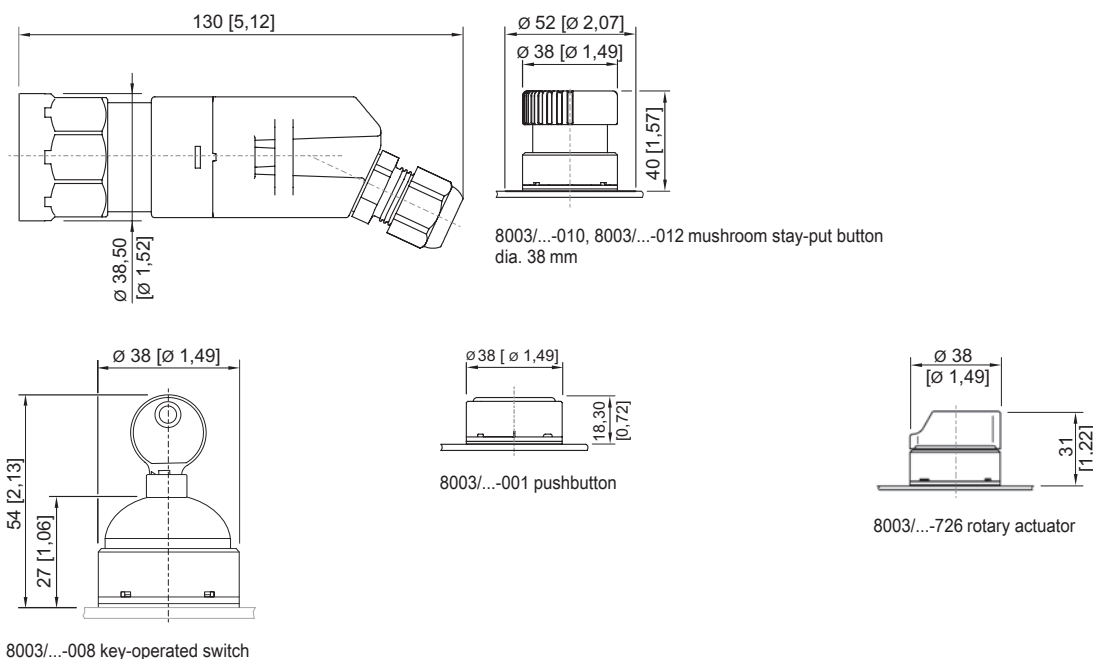
E4

Spare Parts			
Figure	Description	Art. No.	Weight
Designation plates for pushbuttons and selector switches			
	Colour: Black Text: STOP	155795	1 g
	Colour: Black Text: I	155846	1 g
	Colour: Green Text: I	155689	1 g
	Colour: White Text: I	155892	1 g
	Colour: Black Text: II	155854	1 g
	Colour: Green Text: II	155706	1 g
	Colour: Red Text: O	155596	1 g
	Colour: Black Text: O	155783	1 g
	Colour: Black Text: I O	155771	1 g
	Colour: Blue Blank disc without text	155911	1 g
	Colour: Yellow Blank disc without text	155914	1 g
	Colour: Red Blank disc without text	155897	1 g

Spare Parts

Figure	Description	Art. No.	Weight
Designation plates for pushbuttons and selector switches			
	Colour: Green Blank disc without text	155901	1 g
	Colour: White Blank disc without text	155908	1 g
	Colour: Black Blank disc without text	155905	1 g
Conversion kit for key-operated switch			
	Coding element, 1 x red, 1 x yellow	155403	1 g
	Coding element, 1 x green, 1 x red	155432	1 g
	Coding element, 2 x yellow	155373	1 g

Dimensional Drawings (All Dimensions in mm [inches]) – Subject to Alterations

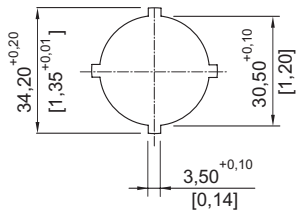


Control button/switch for panel mounting

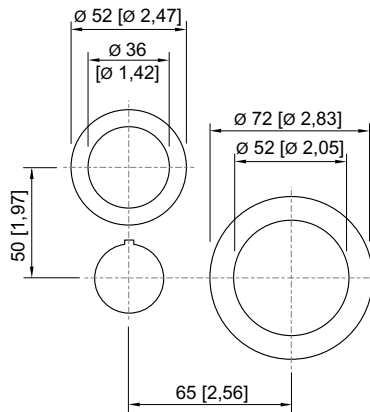
Series 8003 Plug-in connection with connection cable and connection chamber for ATEX/IECEX applications



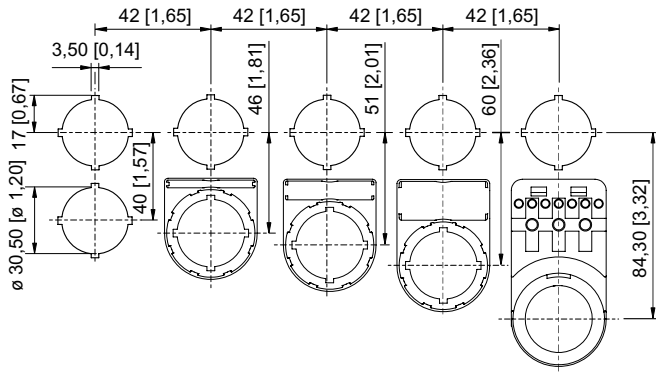
E4



Punch pattern



8003/...-009, 8003/...-010, 8003/...-015 cut-out for EMERGENCY STOP button



Cut-out with/without additional designation plate