



- Different voltage ranges according to EN 60309
- No effect of torsional forces from the conductor on the seal
- Large temperature range of use
- High mechanical impact and shock resistance
- Perfect protection against penetration of liquids and dusts
- 3D data for download on the website
- Protective cap included in delivery

E3

MY R. STAHL 8570V



R. STAHL Series 8570/22 SolConeX plugs are NEC 505 zone or division classified 3, 4 or 5 pole 20 A plugs. They are easy and simple to plug and unplug thanks to floating pins. The pivoting strain relief makes it easier to install the cable. Self-cleaning and corrosion-free plug pins made from high-quality materials ensure optimum electrical contact.

A protective cap provides optimum protection against soiling of the plug pins when unplugged.

	IECEX / ATEX					
Zone	0	1	2	20	21	22
Installation in		•	•		•	•

	NEC® 500 CE Code Appendix J					
	Class I		Class II		Class III	
Division	1	2	1	2	1	2
Installation in		•	•	•	•	•

	CE Code Section 18					
	NEC® 505			NEC® 506		
	Class I					
Zone	0	1	2	20	21	22
Installation in		•	•		•	•

Selection Table								
Product Description								
Plug 20 A Plug								
Figure	Detailed number of poles	Coding (clock hour position)	Rated operational voltage	Colour code	Frequency range	Product Type	Art. No.	Weight
	2-pole, 3 conductors	4	100 to 130 V AC	Yellow	50 / 60 Hz	8570/22-304-S-XX-X-XX-XXX	291381	331 g
		6	200 to 250 V AC	Blue	50 / 60 Hz	8570/22-306-S-XX-X-XX-XXX	291382	331 g
		7	480 V AC	Red	50 / 60 Hz	8570/22-307-S-XX-X-XX-XXX	291383	331 g
	3-pole, 4 conductors	5	600 V AC	Black	50 / 60 Hz	8570/22-405-S-XX-X-XX-XXX	291378	384 g
		7	480 V AC	Red	50 / 60 Hz	8570/22-407-S-XX-X-XX-XXX	291379	384 g
		9	200 to 250 V AC	Blue	50 / 60 Hz	8570/22-409-S-XX-X-XX-XXX	291380	384 g
	4-pole, 5 conductors	5	347 to 400/600 V AC	Black	50 / 60 Hz	8570/22-505-S-XX-X-XX-XXX	291375	444 g
		7	277/480 V AC	Red	50 / 60 Hz	8570/22-507-S-XX-X-XX-XXX	291376	444 g
		9	120/208 to 144/250 V AC	Blue	50 / 60 Hz	8570/22-509-S-XX-X-XX-XXX	291377	444 g

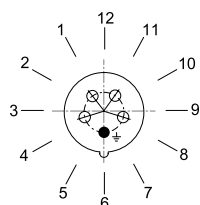
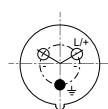
Technical Data	
Explosion Protection	
Scope of validity	European Union (ATEX) Canada IECEX USA

Technical Data

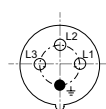
Explosion Protection	
FMus certificate	FM20US0117X
cFM certificate	FM20CA0057X
Marking FMus	Class I, Div. 2, Groups A,B,C,D; Class II, III, Div. 1, Groups E,F,G; Enclosure Type 3, 4, 4X Class I, Zone 1, AEx eb IIC T6 ... T5 Gb Zone 21, AEx tb IIIC T80 °C Db
Marking cFM	Class I, Div. 2, Groups A,B,C,D; Class II, III, Div. 1, Groups E,F,G; Enclosure Type 3, 4, 4X Ex eb IIC T6 ... T5 Gb Ex tb IIIC T80 °C Db
IECEx gas explosion protection	Ex eb IIC T6 ... T5 Gb
IECEx dust explosion protection	Ex tb IIIC T75 °C Db
ATEX gas explosion protection	Ⓔ II 2 G Ex eb IIC T6 ... T5 Gb
ATEX dust explosion protection	Ⓔ II 2 D Ex tb IIIC T75 °C Db
Certificates	ATEX (PTB), Brazil (ULB), Canada (FM), China (CQST), IECEx (PTB), Taiwan (ITRI), USA (FM)
Ship approval	DNV
Electrical Data	
Rated operational current	20 A
Ambient Conditions	
Ambient temperature	-58 °F to +149 °F
Ambient temperature	-50 °C to +65 °C
Notes	For further information, see the operating instructions.
Mechanical Data	
Enclosure type (NEMA250)	3, 4, 4X
IP degree of protection (IEC 60529)	IP66
IP degree of protection (IEC 60079)	IP64
Enclosure material	Polyamide, Glass fibre reinforced
Silicone-free	No
Finely stranded connection cross-section AWG	1 x AWG 16 ... 1 x AWG 12
Finely stranded connection cross-section	1 x 1.5 mm ² ... 1 x 4 mm ²
Impact strength (IEC 60079)	7 J
Impact strength (IEC 62262)	IK10
Components	
Cable diameter inch	0.31 – 0.71 in
Cable diameter	8 – 18 mm

Arrangement of contact pins

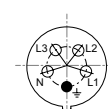
Time position
Example: 6h position


Arrangement of contact pins and terminal markings


2 P + PE



3 P + PE



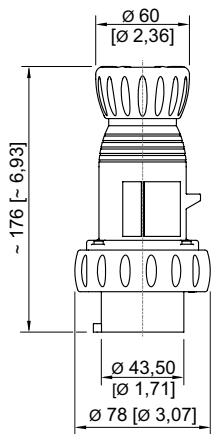
3 P + N + PE

Arrangement of contact pins and terminal markings in the 6 h position
(view from the front side)

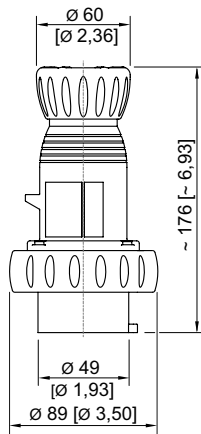
Accessories

Figure	Description	Art. No.	Weight
Protective cap for plug series 8570			
	3-pole	150496	43 g
	4-pole	150510	49 g
	5-pole	150520	56 g

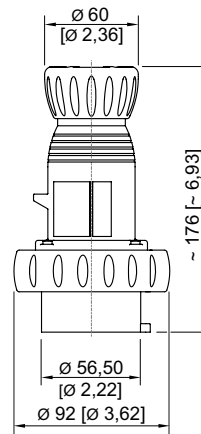
Dimensional Drawings (All Dimensions in mm [inches]) – Subject to Alterations



3-pole plug



4-pole plug



5-pole plug