



- Lamp: Flashing beacon – XENON (5 J)/LED (6.5 W)
- Type of protection: Ex d
- Class: IP66/IP67 (IEC 60529/NEMA 4X)
- Corrosion-resistant GRP enclosure
- Including stainless steel protective cage and fastening bracket
- Eight light-amplifying Fresnel lens colours can be ordered
- Connection for telephone systems/line monitoring can be ordered as an option

E5

## MY R. STAHL FL6SA



The **FL6S product series** provides visual alarm signals which can be used to alert, warn or draw attention to equipment malfunction/start-up or any number of safety-related issues. Corrosion resistance is a key feature of the device; it is therefore ideal for applications in the harshest of environments, both onshore and offshore.

	IECEX / ATEX					
Zone	0	1	2	20	21	22
Installation in		•	•		•	•






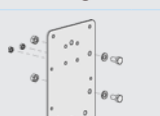
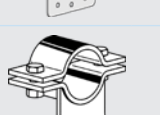


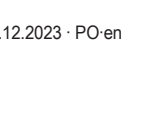
Selection Table						
Lamp	LED					
Lens colour	Product Type	Rated operational voltage AC	Rated operational voltage DC	Art. No.	Weight	
Amber	FL6S/21-DV0000-AW0003-ST0000-0000	–	21.1 ... 24 V	284523	3.04 kg	
Red	FL6S/21-DV0000-RR0003-ST0000-0000	–	21.1 ... 24 V	284528	3.04 kg	
Yellow	FL6S/21-DV0000-YW0003-ST0000-0000	–	21.1 ... 24 V	284529	3.04 kg	
Lamp	Xenon flash tubes					
Lens colour	Product Type	Rated operational voltage AC	Rated operational voltage DC	Art. No.	Weight	
Amber	FL6S/21-D05000-AW0003-ST0000-0000	–	21.1 ... 24 V	284520	3.04 kg	
	FL6S/C-D-050-A-EN-SF-A-ST-00-00-00	–	24 V	225150	3.04 kg	
	FL6S/C-F-050-A-EN-SF-A-ST-00-00-00	–	48 V	225158	3.04 kg	
	FL6S/C-N-050-A-EN-SF-A-ST-00-00-00	230 V	–	225174	3.04 kg	
Blue	FL6S/C-D-050-B-EN-SF-A-ST-00-00-00	–	24 V	225151	3.04 kg	
Clear	FL6S/C-D-050-C-EN-SF-A-ST-00-00-00	–	24 V	225146	3.04 kg	
	FL6S/C-F-050-C-EN-SF-A-ST-00-00-00	–	48 V	225154	3.04 kg	
	FL6S/C-L-050-C-EN-SF-A-ST-00-00-00	115 V	–	225162	3.04 kg	
	FL6S/C-N-050-C-EN-SF-A-ST-00-00-00	230 V	–	225170	3.04 kg	

Selection Table					
Lamp	Xenon flash tubes				
Lens colour	Product Type	Rated operational voltage AC	Rated operational voltage DC	Art. No.	Weight
Green	FL6S/C-D-050-G-EN-SF-A-ST-00-00-00	-	24 V	225152	3.04 kg
	FL6S/C-N-050-G-EN-SF-A-ST-00-00-00	230 V	-	225176	3.04 kg
Magenta	FL6S/C-D-050-M-EN-SF-A-ST-00-00-00	-	24 V	225153	3.04 kg
Opal	FL6S/C-D-050-O-EN-SF-A-ST-00-00-00	-	24 V	225147	3.04 kg
Red	FL6S/21-D05000-RW0003-ST0000-0000	-	21.1 ... 24 V	284521	3.04 kg
	FL6S/C-D-050-R-EN-SF-A-ST-00-00-00	-	24 V	225149	3.04 kg
	FL6S/C-F-050-R-EN-SF-A-ST-00-00-00	-	48 V	225157	3.04 kg
	FL6S/C-L-050-R-EN-SF-A-ST-00-00-00	115 V	-	225165	3.04 kg
	FL6S/C-N-050-R-EN-SF-A-ST-00-00-00	230 V	-	225173	3.04 kg
Yellow	FL6S/21-D05000-YW0003-ST0000-0000	-	21.1 ... 24 V	284522	3.04 kg
	FL6S/C-D-050-Y-EN-SF-A-ST-00-00-00	-	24 V	225148	3.04 kg
	FL6S/C-L-050-Y-EN-SF-A-ST-00-00-00	115 V	-	225164	3.04 kg
	FL6S/C-N-050-Y-EN-SF-A-ST-00-00-00	230 V	-	225172	3.04 kg

Additional gas groups, flash energy, voltage and illuminated section variants are available; please use the selection table online at [r-stahl.com](http://r-stahl.com). MY R. STAHL FL6SA

Technical Data				
Variant	FL6S/21 24 V DC	FL6S/-L 115 V AC	FL6S/-N 230 V AC	FL6S/-F 48 V DC
<b>Explosion Protection</b>				
IECEx gas explosion protection	Ex db IIC T6 / T4 Gb	Ex d IIC T5 / T4 Gb	Ex d IIC T6 ... T4 Gb	Ex d IIC T6 ... T4 Gb
IECEx dust explosion protection	Ex tb IIIC T80 °C / T100 °C Db	Ex tb IIIC T83 °C / T113 °C Db	Ex tb IIIC T75 °C ... T105 °C Db	Ex tb IIIC T73 °C ... T103 °C Db
ATEX gas explosion protection	⊕ II 2 G Ex db IIC T6 / T4 Gb	⊕ II 2 G Ex d IIC T5 / T4 Gb	⊕ II 2 G Ex d IIC T6 ... T4 Gb	⊕ II 2 G Ex d IIC T6 ... T4 Gb
ATEX dust explosion protection	⊕ II 2 D Ex tb IIIC T80 °C / T100 °C Db	⊕ II 2 D Ex tb IIIC T83 °C / T113 °C Db	⊕ II 2 D Ex tb IIIC T75 °C ... T105 °C Db	⊕ II 2 D Ex tb IIIC T73 °C ... T103 °C Db
Certificates	ATEX (BVIS), IECEx (BVIS)	ATEX (BAS), IECEx (BAS)	ATEX (BAS), IECEx (BAS)	ATEX (BAS), IECEx (BAS)
Declaration of Conformity	ATEX (EUK)	ATEX (EUK)	ATEX (EUK)	ATEX (EUK)
IECEx gas explosion protection 2		Ex d IIC T4 Gb	Ex d IIC T5 Gb	Ex d IIC T5 Gb
IECEx dust explosion protection 2		Ex tb IIIC T113 °C Db	Ex tb IIIC T90 °C Db	Ex tb IIIC T88 °C Db
ATEX gas explosion protection 2		⊕ II 2 G Ex d IIC T4 Gb	⊕ II 2 G Ex d IIC T5 Gb	⊕ II 2 G Ex d IIC T5 Gb
ATEX dust explosion protection 2		⊕ II 2 D Ex tb IIIC T113 °C Db	⊕ II 2 D Ex tb IIIC T90 °C Db	⊕ II 2 D Ex tb IIIC T88 °C Db
<b>Electrical Data</b>				
Line monitoring	Yes	Yes	Yes	Yes
Tolerance	-10 ... 10 %	-10 ... 10 %	-10 ... 10 %	-10 ... 10 %
<b>Ambient Conditions</b>				
Ambient temperature °C	-60 - 50 °C	-60 - 40 °C	-60 - 40 °C	-60 - 40 °C
Ambient temperature	-60 °C ... +50 °C (T6) -60 °C ... +70 °C (T4)	-60 °C ... +40 °C (T5) -60 °C ... +55 °C (T4)	-60 °C ... +40 °C (T6) -60 °C ... +55 °C (T5) -60 °C ... +70 °C (T4)	-60 °C ... +40 °C (T6) -60 °C ... +55 °C (T5) -60 °C ... +70 °C (T4)
Functional ambient temperature	-40 °C ... +50 °C (T6) -40 °C ... +70 °C (T4)	-55 °C ... +40 °C (T5) -55 °C ... +55 °C (T4)	-55 °C ... +40 °C (T6) -55 °C ... +55 °C (T5)	-50 °C ... +40 °C (T6) -50 °C ... +55 °C (T5)

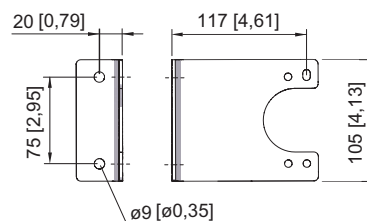
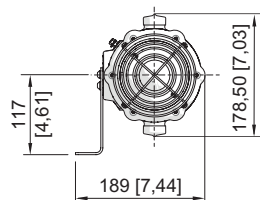
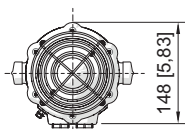
Technical Data				
Variant	FL6S/21 24 V DC	FL6S/-L 115 V AC	FL6S/-N 230 V AC	FL6S/-F 48 V DC
Mechanical Data				
Degree of protection (IP) (IEC 60529)	IP66	IP66/IP67	IP66/IP67	IP66/IP67
Class	II / Equipotential bonding connection	II / Equipotential bonding connection	II / Equipotential bonding connection	II / Equipotential bonding connection
Enclosure material	Polyester, Glass fibre reinforced	Polyester (GRP), Glass fibre reinforced	Polyester (GRP), Glass fibre reinforced	Polyester (GRP), Glass fibre reinforced
Enclosure colour	Black	Black	Black	Black
Sealing material	Red silicone 70	Red silicone 70	Red silicone 70	Red silicone 70
Material dome	Polycarbonate, prismatic	Polycarbonate, prismatic	Polycarbonate, prismatic	Polycarbonate, prismatic
Wire guard material	Stainless steel	Stainless steel	Stainless steel	Stainless steel
Max. solid connection terminals	2.5 mm <sup>2</sup>	2.5 mm <sup>2</sup>	2.5 mm <sup>2</sup>	2.5 mm <sup>2</sup>
Max. finely stranded connection terminals	2.5 mm <sup>2</sup>	2.5 mm <sup>2</sup>	2.5 mm <sup>2</sup>	2.5 mm <sup>2</sup>
Seal	O-ring seal	O-ring seal	O-ring seal	O-ring seal
Mounting / Installation				
Mounting part material	Stainless steel	Stainless steel	Stainless steel	Stainless steel
Note about mounting	Provided	Provided	Provided	Provided
Connection type	Push in	Screw terminal	Screw terminal	Screw terminal
Components				
Drilled holes	2 x M20	2 x M20	2 x M20	2 x M20
Cable glands and entries	Can be ordered as accessories	Can be ordered as accessories	Can be ordered as accessories	Can be ordered as accessories
Stopping plugs	2 x dust cap	2 x dust cap	2 x dust cap	2 x dust cap
You can find more technical data online at <a href="http://r-stahl.com">r-stahl.com</a> . MY R. STAHL FL6SA				

Accessories				
Figure	Description	Art. No.	Weight	
Metal cable gland				
	Ex d and Ex e cable gland with compound for all types of armoured cables (SWA, wire-braid, tape) (nickel-plated brass) Type 20PX2K, M20 x 1.5	109428	240 g	
	Ex d and Ex e cable glands with RapidEx sealing system for all types of unarmoured cables and wire-braid-armoured cables (nickel-plated brass) Type 20PX2K-REX, M20 x 1.5	246649	240 g	
	Ex d and Ex e cable glands with compound for all types of unarmoured cables and wire-braid-armoured cables (nickel-plated brass) Type 20PXSS2K, M20 x 1.5	109441	200 g	
	Ex d and Ex e cable glands with RapidEx sealing system for all types of unarmoured cables and wire-braid-armoured cables (nickel-plated brass) Type 20PXSS2K-REX, M20 x 1.5	246605	200 g	
Mounting accessories				
	Stainless steel L-bracket, standard version	221711	287 g	
	Stainless steel L-bracket, long version	247371	280 g	
	Adapter plate for pipe clamp fastening	256519	630 g	
	Pipe clamp, R 1 1/4"	120812	500 g	
	Pipe clamp, R 1 1/2"	120819	470 g	
	Pipe clamp, R 2"	120823	500 g	

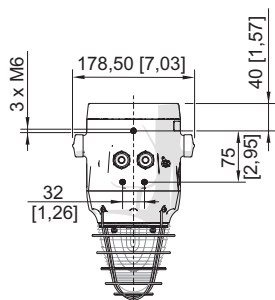
## Spare Parts

Figure	Description	Art. No.	Weight
<b>Fresnel lens</b>			
	Fresnel lens, amber, spare	292060	180 g
	Fresnel lens, blue, spare	292141	180 g
	Fresnel lens, green, spare	292143	180 g
	Fresnel lens, clear, spare	292144	180 g
	Fresnel lens, red, spare	292147	180 g
	Fresnel lens, yellow, spare	292142	180 g
<b>PCB</b>			
	Connection PCB	223579	20 g
	Electronic PCB, 24 V DC, 5 J (available for FL6S, FX15, YL6S)	223635	80 g
	Electronic PCB, 115 V AC, 5 joules	223632	118 g
	Electronic PCB, 230 V AC, 5 Joule	223580	100 g
<b>Lamp</b>			
	Xenon lamp	223636	6 g

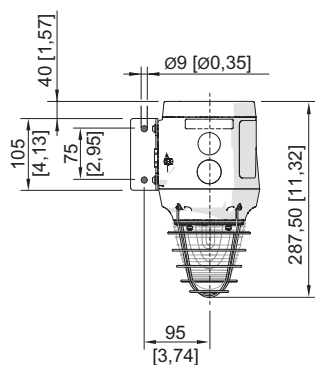
## Dimensional Drawings (All Dimensions in mm [inches]) – Subject to Alterations



L-Bracket



GRP Visual Signal Series FL6S without L-Bracket



GRP Visual Signal Series FL6S with L-Bracket