



- An extensive portfolio for a wide variety of solenoid valves
- Slim design saves space – just 12.5 mm wide
- For use up to SIL 3 (IEC/EN 61508)

A3

MY R. STAHL 9276A



The Series 9276 binary outputs transmit signals for the intrinsically safe operation of Ex i solenoid valves, indicator lamps and horns. The devices do not require a separate auxiliary power supply as they are powered by the control circuit. The intrinsically safe outputs are galvanically separated from the inputs.

	IECEX / ATEX					
Zone	0	1	2	20	21	22
Ex interface	•	•	•	•	•	•
Installation in			•			

	NEC® 500 CE Code Appendix J					
	Class I		Class II		Class III	
Division	1	2	1	2	1	2
Ex interface	•	•	•	•	•	•
Installation in		•				

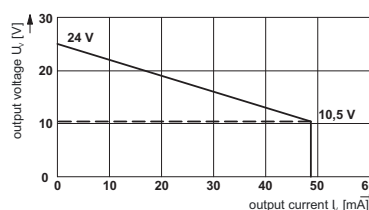
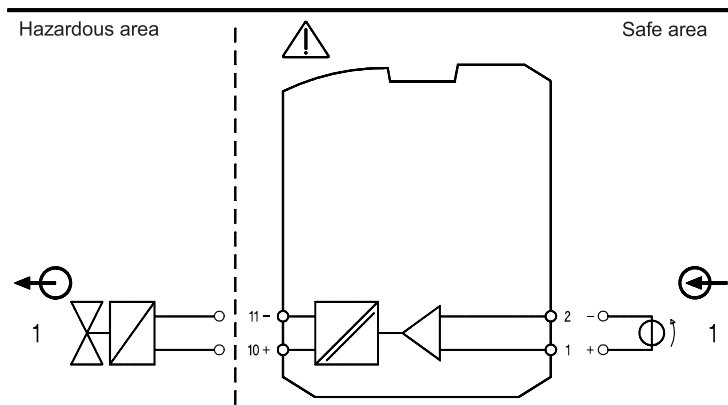
	CE Code Section 18					
	NEC® 505			NEC® 506		
Zone	Class I			20	21	22
Ex interface	•	•	•			
Installation in			•			

Selection Table									
Number of channels		1							
Output open-circuit voltage U_o	Max. output current $I_{o,max}$	Max. voltage U_o	Max. current I_o (Ex ia)	Max. power P_o	Output internal resistance R_i	Connection type	Product Type	Art. No.	Weight
21.9 V	40 mA	25.1 V	87 mA	550 mW	287 Ω	Screw terminal	9276/10-21-40-00s	261441	165 g
		25.1 V	87 mA	550 mW	287 Ω	Spring clamp terminal	9276/10-21-40-00k	261445	165 g
	58 mA	25.1 V	188 mA	1180 mW	133.4 Ω	Screw terminal	9276/10-21-60-00s	261443	165 g
		25.1 V	188 mA	1180 mW	133.4 Ω	Spring clamp terminal	9276/10-21-60-00k	261447	165 g
24 V	48 mA	27.7 V	101 mA	697 mW	275.5 Ω	Screw terminal	9276/10-24-48-00s	261442	165 g
		27.7 V	101 mA	697 mW	275.5 Ω	Spring clamp terminal	9276/10-24-48-00k	261446	165 g

Technical Data		
Variant	9276/10-21-40-00, 9276/10-24-48-00	9276/10-21-60-00
Explosion Protection		
IECEX gas explosion protection	Ex nA [ja Ga] IIC T4 Gc	Ex nA [ja IIB Ga] IIC T4 Gc
IECEX dust explosion protection	[Ex ia Da] IIIC	[Ex ia Da] IIIC
ATEX gas explosion protection	Ex II 3 (1) G Ex nA [ja Ga] IIC T4 Gc	Ex II 3 (1) G Ex nA [ja IIB Ga] IIC T4 Gc
ATEX dust explosion protection	Ex II (1) D [Ex ia Da] IIIC	Ex II (1) D [Ex ia Da] IIIC
Certificates	ATEX (IBE), Canada (UL), IECEX (IBE), Korea (KTL), SIL (exida), USA (UL)	ATEX (IBE), Canada (UL), IECEX (IBE), SIL (exida), USA (UL)
Ship approval	DNV	DNV
Declaration of Conformity	ATEX (EUK), China (CCC)	ATEX (EUK), China (CCC)

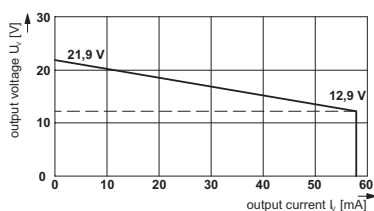
Technical Data		
Variant	9276/10-21-40-00, 9276/10-24-48-00	9276/10-21-60-00
Safety Data		
Safety-related max. voltage	253 V AC	253 V AC
Functional Safety		
SIL	3	3
Auxiliary Power		
Auxiliary power	without	without
Input		
Input voltage for ON	15 – 30 V	15 – 30 V
Input voltage for OFF	0 – 5 V	0 – 5 V
Ambient Conditions		
Ambient temperature	-40 °C ... +60 °C	-40 °C ... +60 °C
Storage temperature	-40 °C ... +80 °C	-40 °C ... +80 °C
Mounting / Installation		
Mounting type	DIN rail NS35/15, NS35/7.5	DIN rail NS35/15, NS35/7.5

Technical Drawings – Subject to Alterations

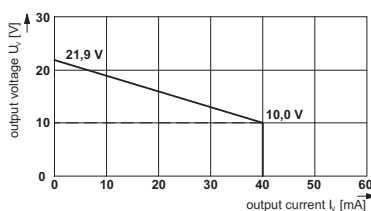


Output characteristic curve 9276/10-24-48-00

9276/10-21-25-00 connection diagram



Output characteristic curve 9276/10-21-60-00




Output characteristic curve 9276/10-21-40-00

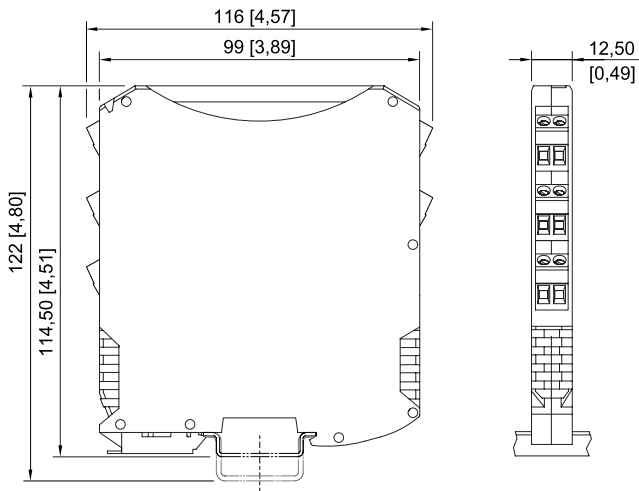
Accessories

Figure	Description	Art. No.	Weight
Supply module			
	Redundant supply of 24 V DC auxiliary power (with fuse) and reading out the collective error message from Series 92xx ISpac modules which support this function. Screw terminal connection	268183	135 g
	Redundant supply of 24 V DC auxiliary power (with fuse) and reading out the collective error message from Series 92xx ISpac modules which support this function. Spring clamp terminal connection	268184	135 g

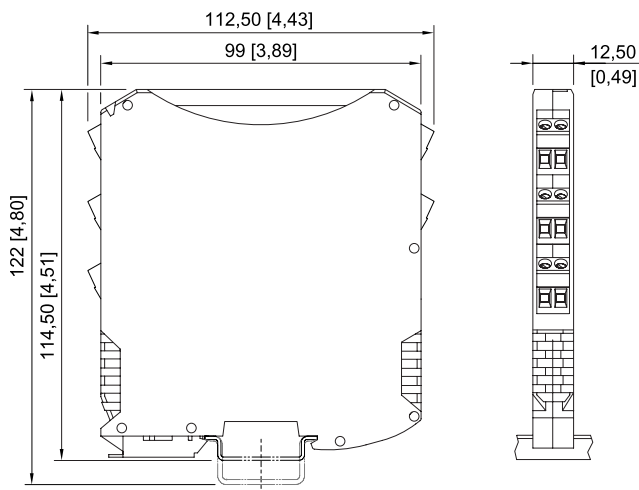
Accessories

Figure	Description	Art. No.	Weight
pac-Bus			
	Wiring auxiliary power and collective error message	262928	6 g

Dimensional Drawings (All Dimensions in mm [inches]) – Subject to Alterations



ISpac Series 9260, 9270, 9275, 9276, 9282 with spring clamp terminal



ISpac Series 9260, 9265, 9270, 9275, 9276, 9282 with screw terminal