



- Various versions of ammeters, for Ex e enclosures
- Quick comparison of measured values using externally adjustable red pointer on the device
- On models with CT connection (1 A, 5 A), it is possible to easily and rapidly assign the measuring range using the push-in scale plate

E4

**MY R. STAHL 8403B**




R. STAHL Series 8403C6 ammeters are installed in enclosures with Ex e type of protection. They provide measured values for the current which can be quickly compared with the target values via a red pointer affixed on the outside. The devices use a moving iron movement with accuracy class 2.5.

	IECEx / ATEX					
Zone	0	1	2	20	21	22
Installation in		•	•			

Selection Table						
Product Description Overload scale	Moving iron ammeter Direct measuring Ammeter 2x					
Scale	Movement	Rated operational current for AC	Overload capacity	Product Type	Art. No.	Weight
0 to 1/2 A	0 to 1 A	1 A	50 x I <sub>N</sub> 1 sec	8403C6-1-2	262731	310 g
0 to 2.5/5 A	0 to 2.5 A	2.5 A	50 x I <sub>N</sub> 1 sec	8403C6-2,5-2	262734	345 g
0 to 4/8 A	0 to 4 A	4 A	50 x I <sub>N</sub> 1 sec	8403C6-4-2	262707	220 g
0 to 10/20 A	0 to 10 A	10 A	50 x I <sub>N</sub> 1 sec	8403C6-10-2	262735	310 g
0 to 15/30 A	0 to 15 A	15 A	50 x I <sub>N</sub> 1 sec	8403C6-15-2	262738	310 g
0 to 25/50 A	0 to 25 A	25 A	30 x U <sub>N</sub> 1 sec	8403C6-25-2	262706	310 g
Product Description Overload scale	Moving iron ammeter For transducer Ammeter 2x					
Scale	Movement	Rated operational current for AC	Overload capacity	Product Type	Art. No.	Weight
0 to 100/200%	0 to 1 A	1 A	50 x I <sub>N</sub> 1 sec	8403C6-1T-2	267134	350 g
without	0 to 1 A	1 A	50 x I <sub>N</sub> 1 sec	8403C6-1T-2	262732	310 g
without	0 to 5 A	5 A	50 x I <sub>N</sub> 1 sec	8403C6-5T-2	262736	310 g
Product Description Overload scale	Moving iron ammeter For transducer Ammeter 5x					
Scale	Movement	Rated operational current for AC	Overload capacity	Product Type	Art. No.	Weight
without	0 to 1 A	1 A	50 x I <sub>N</sub> 1 sec	8403C6-1T-5	262733	310 g
without	0 to 5 A	5 A	50 x I <sub>N</sub> 1 sec	8403C6-5T-5	262737	310 g

Moving iron ammeter for transducer: Please order scales separately  
Lens not included in the delivery

Technical Data			
Variant	8403C6-...	8403C6-10-2 8403C6-15-2	8403C6-25-2
<b>Explosion Protection</b>			
Scope of validity	European Union (ATEX) IECEX	European Union (ATEX) IECEX	European Union (ATEX) IECEX
IECEX gas explosion protection	Ex eb IIC T6 ... T4 Gb	Ex eb mb IIC T6 ... T4 Gb	Ex eb IIC T6 ... T4 Gb
IECEX firedamp protection	Ex eb I Mb	Ex eb mb I Mb	Ex eb I Mb
ATEX gas explosion protection	⊕ II 2 G Ex eb IIC T6 ... T4 Gb	⊕ II 2 G Ex eb mb IIC T6 ... T4 Gb	⊕ II 2 G Ex eb IIC T6 ... T4 Gb
ATEX firedamp protection	⊕ I M2 Ex eb I Mb	⊕ I M2 Ex eb mb I Mb	⊕ I M2 Ex eb I Mb
Certificates	ATEX (SIQ), Brazil (ULB), IECEX (SIQ), Korea (KGS)	ATEX (SIQ), Brazil (ULB), Canada / USA (UL), IECEX (SIQ), Korea (KGS)	ATEX (SIQ), Brazil (ULB), IECEX (SIQ), Korea (KGS)
Explosion protection note	For product label, see scope of validity.	For product label, see scope of validity.	For product label, see scope of validity.
<b>Electrical Data</b>			
Rated insulation voltage	690 V	690 V	690 V
Frequency	50/60 Hz AC, DC	50/60 Hz AC, DC	50/60 Hz AC, DC
Power dissipation	0.67 VA	0.67 VA	0.67 VA
<b>Ambient Conditions</b>			
Ambient temperature	-40 °C ... +40 °C (T6) -40 °C ... +55 °C (T5) -40 °C ... +70 °C (T4)	-40 °C ... +40 °C (T6) -40 °C ... +55 °C (T5) -40 °C ... +70 °C (T4)	-40 °C ... +40 °C (T6) -40 °C ... +55 °C (T5) -40 °C ... +70 °C (T4)
Ambient temperature note	T6: $-40\text{ °C} \leq T_{\text{amb}} \leq +40\text{ °C}$ T5: $-40\text{ °C} \leq T_{\text{amb}} \leq +55\text{ °C}$ T4: $-40\text{ °C} \leq T_{\text{amb}} \leq +70\text{ °C}$	T6: $-40\text{ °C} \leq T_{\text{amb}} \leq +40\text{ °C}$ T5: $-40\text{ °C} \leq T_{\text{amb}} \leq +55\text{ °C}$ T4: $-40\text{ °C} \leq T_{\text{amb}} \leq +70\text{ °C}$	T6: $-40\text{ °C} \leq T_{\text{amb}} \leq +40\text{ °C}$ T5: $-40\text{ °C} \leq T_{\text{amb}} \leq +55\text{ °C}$ T4: $-40\text{ °C} \leq T_{\text{amb}} \leq +70\text{ °C}$
Use at the height of	2000 m	2000 m	2000 m
Degree of contamination	3	3	3
Notes	Temperature class depending on the starting current (overload – time); see online at r-stahl.com. WebCode 8403B		
<b>Mechanical Data</b>			
Degree of protection (IP)	IP54	IP54	IP54
Degree of protection (IP) terminals	IP20	IP20	IP20
Enclosure material	Polycarbonate	Polycarbonate	Polycarbonate
Silicone-free	No	No	No
Pane material	Glass	Glass	Glass
Terminals	Screw connector (strain-relief clamp)	Screw connector (strain-relief clamp)	Screw connector (strain-relief clamp)
Min. connection cross section, solid	2,5 mm <sup>2</sup>	2,5 mm <sup>2</sup>	6 mm <sup>2</sup>
Max. connection cross section, solid	10 mm <sup>2</sup>	10 mm <sup>2</sup>	10 mm <sup>2</sup>
Max. connection cross-section, finely stranded	6 mm <sup>2</sup>	6 mm <sup>2</sup>	6 mm <sup>2</sup>
Stripping length	10 mm	10 mm	10 mm
Accuracy class	2.5	2.5	2.5
Max. tightening torque	1.5 Nm	1.5 Nm	1.5 Nm
<b>Mounting / Installation</b>			
Mounting	Variant 1: Engage on DIN rail Variant 2: Mounting with screws on mounting plate	Variant 1: Engage on DIN rail Variant 2: Mounting with screws on mounting plate	Variant 1: Engage on DIN rail Variant 2: Mounting with screws on mounting plate
Mounting orientation	Vertical	Vertical	Vertical

Spare Parts			
Figure	Description	Art. No.	Weight
	72 x 72 mm calotte [2.83 x 2.83 inch]; IP66	155942	25 g

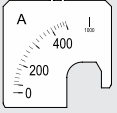
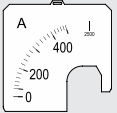
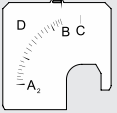
Spare Parts				
Figure	Description	Art. No.	Weight	
<b>Push-in scales</b>				
	Overload: 2 times Scale: 0 to 1 A	265717	4 g	
	Overload: 5 times Scale: 0 to 1 A	265718	4 g	
	Overload: 2 times Scale: 0 to 5 A	265719	4 g	
	Overload: 5 times Scale: 0 to 5 A	265720	4 g	
	Overload: 2 times Scale: 0 to 10 A	265721	4 g	
	Overload: 5 times Scale: 0 to 10 A	265722	4 g	
	Overload: 2 times Scale: 0 to 15 A	265723	4 g	
	Overload: 5 times Scale: 0 to 15 A	265724	4 g	
	Overload: 2 times Scale: 0 to 20 A	265725	4 g	
	Overload: 5 times Scale: 0 to 20 A	265726	4 g	
	Overload: 2 times Scale: 0 to 25 A	265727	4 g	
	Overload: 5 times Scale: 0 to 25 A	265728	4 g	

Spare Parts

Figure	Description	Art. No.	Weight
<b>Push-in scales</b>			
	Overload: 2 times      Scale: 0 to 30 A	265729	4 g
	Overload: 5 times      Scale: 0 to 30 A	265730	4 g
	Overload: 2 times      Scale: 0 to 40 A	265731	4 g
	Overload: 5 times      Scale: 0 to 40 A	265732	4 g
	Overload: 2 times      Scale: 0 to 50 A	265733	4 g
	Overload: 5 times      Scale: 0 to 50 A	265734	4 g
	Overload: 2 times      Scale: 0 to 60 A	265735	4 g
	Overload: 5 times      Scale: 0 to 60 A	265736	4 g
	Overload: 2 times      Scale: 0 to 75 A	265737	4 g
	Overload: 5 times      Scale: 0 to 75 A	265738	4 g
	Overload: 2 times      Scale: 0 to 80 A	265739	4 g
	Overload: 5 times      Scale: 0 to 80 A	265740	4 g

Spare Parts				
Figure	Description	Art. No.	Weight	
<b>Push-in scales</b>				
	Overload: 2 times Scale: 0 to 100 A	265741	4 g	
	Overload: 5 times Scale: 0 to 100 A	265742	4 g	
	Overload: 2 times Scale: 0 to 150 A	265743	4 g	
	Overload: 5 times Scale: 0 to 150 A	265744	4 g	
	Overload: 2 times Scale: 0 to 200 A	265745	4 g	
	Overload: 5 times Scale: 0 to 200 A	265746	4 g	
	Overload: 2 times Scale: 0 to 250 A	265747	4 g	
	Overload: 5 times Scale: 0 to 250 A	265748	4 g	
	Overload: 2 times Scale: 0 to 300 A	265750	4 g	
	Overload: 5 times Scale: 0 to 300 A	265751	4 g	
	Overload: 2 times Scale: 0 to 400 A	265752	4 g	
	Overload: 5 times Scale: 0 to 400 A	265753	4 g	

### Spare Parts

Figure	Description	Art. No.	Weight
<b>Push-in scales</b>			
	Overload: 2 times      Scale: 0 to 500 A	265754	4 g
	Overload: 5 times      Scale: 0 to 500 A	265755	4 g
<b>Push-in scale according to specification</b>			
	<b>Mandatory information</b> A <sub>2</sub> = measuring range starting value B = measuring range end value C = overload value D = unit	265189	-

other scales on request

### Dimensional Drawings (All Dimensions in mm [inches]) – Subject to Alterations

