



- Various versions of ammeters, for Ex e enclosures
- Quick comparison of measured values using externally adjustable red pointer on the device
- Selection of various current measuring ranges

E4

MY R. STAHL 8407B



R. STAHL Series 8407C6 ammeters are installed in enclosures with Ex e type of protection. They provide measured values for the current which can be quickly compared with the target values via a red pointer affixed on the outside. The devices use a moving iron movement with accuracy class 2.5.



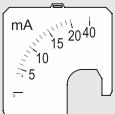
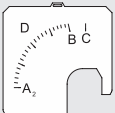
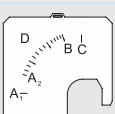
	IECEX / ATEX					
Zone	0	1	2	20	21	22
Installation in		•	•			

Selection Table						
Product Description		Moving coil ammeter Direct measuring Ammeter				
Overload scale		2x				
Scale	Movement	Rated operational current for AC	Product Type	Art. No.	Weight	
0 to 100/200%	0 to 20 mA	0.02 A	8407C6-020-2	263656	250 g	
0 to 100/200%	4 to 20 mA	0.02 A	8407C6-420-2	263657	255 g	
without	0 to 20 mA	0.02 A	8407C6-020-2	263655	240 g	

Please order scales separately

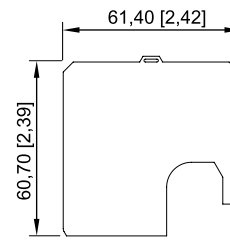
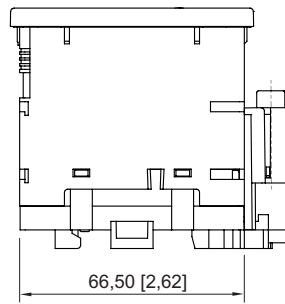
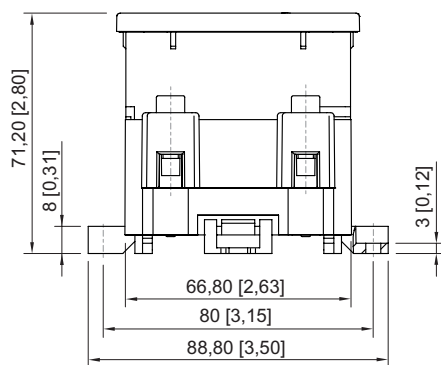
Technical Data	
Explosion Protection	
Scope of validity	European Union (ATEX) IECEX
IECEX gas explosion protection	Ex eb ib mb IIC T6 ... T4 Gb
IECEX firedamp protection	Ex eb ib mb I Mb
ATEX gas explosion protection	Ⓔ II 2 G Ex eb ib mb IIC T6 ... T4 Gb
ATEX firedamp protection	Ⓔ I M2 Ex eb ib mb I Mb
Certificates	ATEX (SIQ), Brazil (ULB), IECEX (SIQ), Korea (KTL)
Explosion protection note	For product label, see scope of validity.
Electrical Data	
Rated insulation voltage	690 V
Overload capacity	10 x I _n 5 sec
Ambient Conditions	
Ambient temperature	-40 °C ... +40 °C (T6) -40 °C ... +55 °C (T5) -40 °C ... +70 °C (T4)

Technical Data	
Ambient Conditions	
Ambient temperature note	T6: $-40\text{ °C} \leq T_{\text{amb}} \leq +40\text{ °C}$ T5: $-40\text{ °C} \leq T_{\text{amb}} \leq +55\text{ °C}$ T4: $-40\text{ °C} \leq T_{\text{amb}} \leq +70\text{ °C}$
Use at the height of	2000 m
Degree of contamination	3
Mechanical Data	
Degree of protection (IP)	IP54
Degree of protection (IP) terminals	IP20
Enclosure material	Polyamide
Silicone-free	Yes
Pane material	Glass
Terminals	Screw connector (strain-relief clamp)
Min. connection cross section, solid	1 mm ²
Max. connection cross section, solid	6 mm ²
Max. connection cross-section, finely stranded	4 mm ²
Accuracy class	2.5
Max. tightening torque	1.5 Nm
Stripping length	10 mm
Mounting / Installation	
Mounting	Variant 1: Engage on DIN rail Variant 2: Mounting with screws on mounting plate
Mounting orientation	Vertical

Spare Parts			
Figure	Description	Art. No.	Weight
Calotte			
	72 x 72 mm calotte [2.83 x 2.83 inch]; IP66	155942	25 g
Push-in scales			
	Overload: 2 times Scale: 0 to 20 mA	266265	4 g
	Overload: 2 times Scale: 4 to 20 mA	266266	4 g
Push-in scale according to specification			
	Mandatory information at 0 to 20 mA A ₂ , B, C, D A ₂ = measuring range starting value B = measuring range end value C = overload value D = unit	265263	-
	Mandatory information at 4 to 20 mA A ₁ , A ₂ , B, C, D A ₁ = zero point A ₂ = measuring range starting value B = measuring range end value C = overload value D = unit	302953	10 g

Dimensional Drawings (All Dimensions in mm [inches]) – Subject to Alterations

E4



Push-in scale for ammeters and voltmeters Series 8402, 8403, 8404 and 8407

