



- Ex i temperature transmitter, can be configured for virtually any common sensor type
- Slim design saves space – just 12.5 mm wide
- For use up to SIL 2 (IEC/EN 61508)

A3

## MY R. STAHL 9282A



The Series 9282 temperature transmitters for Ex i field circuits are used to connect temperature sensors and potentiometers. The devices are easy to configure for virtually any sensor type by means of software. These sensor types include Pt100 sensors, thermocouples and potentiometers. The devices feature three-way galvanic separation.

	IECEX / ATEX					
	0	1	2	20	21	22
Zone						
Ex interface	•	•	•	•	•	•
Installation in			•			

	NEC® 500 CE Code Appendix J					
	Class I		Class II		Class III	
	1	2	1	2	1	2
Division						
Ex interface	•	•	•	•	•	•
Installation in		•				

	CE Code Section 18					
	NEC® 505			NEC® 506		
	Class I					
	0	1	2	20	21	22
Zone						
Ex interface	•	•	•			
Installation in			•			

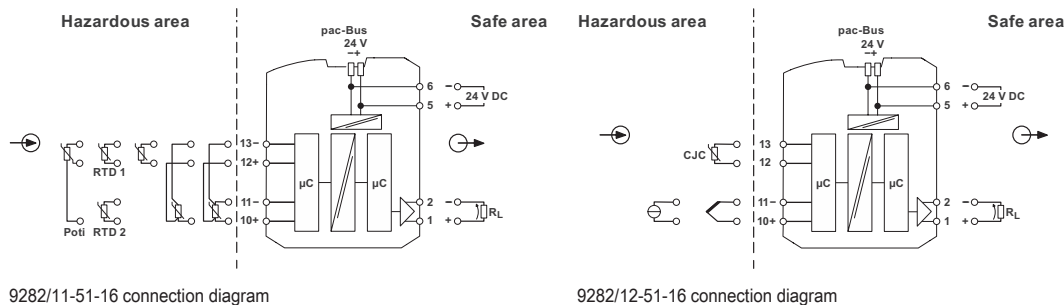
Selection Table					
Number of channels	1				
Signal types	Connection type	Product Type	Art. No.	Weight	
RTD, potentiometer	Screw terminal	9282/11-51-16s	261452	170 g	
	Spring clamp terminal	9282/11-51-16k	261454	170 g	
Thermocouple, mV source	Screw terminal	9282/12-51-16s	261453	175 g	
	Spring clamp terminal	9282/12-51-16k	261455	175 g	

The 9282/12-51-16 comes supplied with a Pt100 as cold junction compensation, for mounting on the terminal.

Technical Data		
Variant	9282/11-51-16	9282/12-51-16
Explosion Protection		
IECEX gas explosion protection	Ex ec ic [ia Ga] IIC T4 Gc	Ex ec ic [ia Ga] IIC T4 Gc
IECEX dust explosion protection	[Ex ia Da] IIIC	[Ex ia Da] IIIC
IECEX firedamp protection	[Ex ia Ma] I	[Ex ia Ma] I
ATEX gas explosion protection	Ⓜ II 3 (1) G Ex ec ic [ia Ga] IIC T4 Gc	Ⓜ II 3 (1) G Ex ec ic [ia Ga] IIC T4 Gc
ATEX dust explosion protection	Ⓜ II (1) D [Ex ia Da] IIIC	Ⓜ II (1) D [Ex ia Da] IIIC
ATEX firedamp protection	Ⓜ I (M1) [Ex ia Ma] I	Ⓜ I (M1) [Ex ia Ma] I
Certificates	ATEX (IBE), Canada (UL), IECEx (IBE), India (PESO), Korea (KTL), SIL (TUN), USA (UL)	ATEX (IBE), Canada (UL), IECEx (IBE), India (PESO), Korea (KTL), SIL (TUN), USA (UL)
Ship approval	DNV	DNV
Declaration of Conformity	ATEX (EUK), China (CCC)	ATEX (EUK), China (CCC)

Technical Data		
Variant	9282/11-51-16	9282/12-51-16
<b>Safety Data</b>		
Max. voltage $U_e$	6 V	6 V
Max. current $I_e$	16.8 mA	16.8 mA
Max. power $P_e$	25.2 mW	25.2 mW
Safety-related max. voltage	253 V	253 V
<b>Functional Safety</b>		
SIL	2	2
<b>Auxiliary Power</b>		
Auxiliary power	24 V DC	24 V DC
<b>Input</b>		
Input thermocouple	—	J, K, E, R, S, T, B, N (IEC 584), C, D (ASTM), U, L (DIN 43710), L, A1, A2, A3, M (GOST 8.585)
Input resistance temperature detector (RTD)	Pt 50, Pt 100, Pt 200, Pt 500, Pt 100S, Pt 500S, Ni 100, Ni 500, Cu 50, Cu 53	—
Input resistance temperature detector (RTD) Connection type	2-, 3-, 4-wire connection	—
Input potentiometer	Up to 50 k $\Omega$	—
<b>Output</b>		
Output	0/4 to 20 mA active/source	0/4 to 20 mA active/source
Max. load resistance $R_L$	600 $\Omega$	600 $\Omega$
<b>Ambient Conditions</b>		
Ambient temperature	-40 °C ... +70 °C	-40 °C ... +70 °C
Storage temperature	-40 °C ... +80 °C	-40 °C ... +80 °C
<b>Mounting / Installation</b>		
Mounting type	DIN rail NS35/15, NS35/7.5	DIN rail NS35/15, NS35/7.5

### Technical Drawings – Subject to Alterations

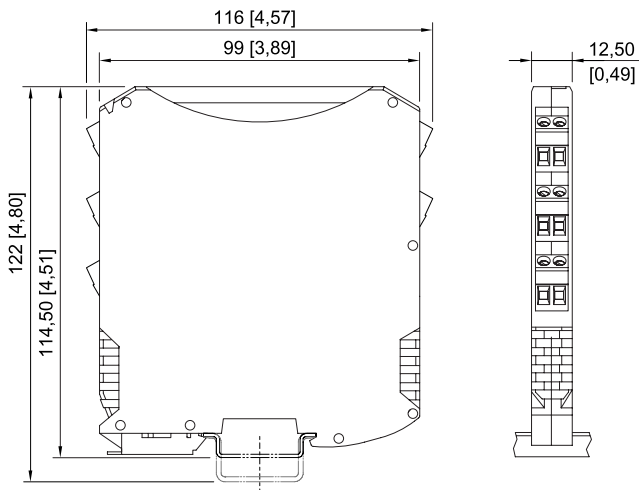


### Accessories

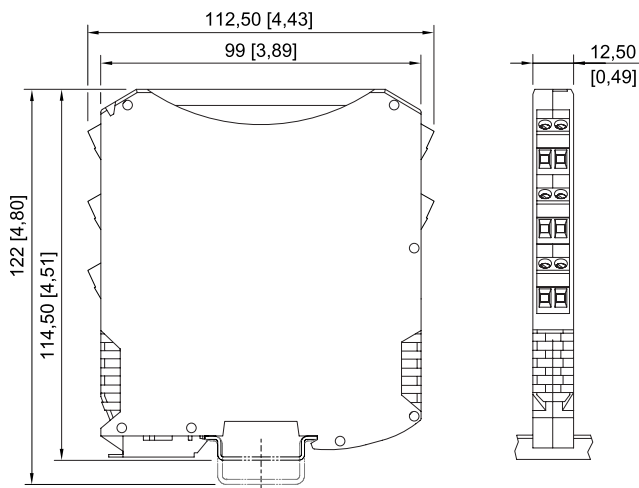
Figure	Description	Art. No.	Weight
<b>9282 Parameterisation</b>			
	Parameterisation ex works optionally available for all variants.	299646	-
<b>Parameterising adaptor</b>			
	Used for parameterisation and diagnostics of Series 9282 ISpac isolators. Interface with the PC: USB Scope of delivery: Adaptor and cable (software is available to download online at r-stahl.com, MY R. STAHL: 9282A)	261507	160 g

Dimensional Drawings (All Dimensions in mm [inches]) – Subject to Alterations

A3



ISpac Series 9260, 9270, 9275, 9276, 9282 with spring clamp terminal



ISpac Series 9260, 9265, 9270, 9275, 9276, 9282 with screw terminal