


Remote I/O

IS1 RIO standard encl. Zone 1 With shield bus
and power terminals

8150/5-0400-0750-300-2321 Art. No. 282642



- Short delivery times
- Can be used in Zone 1 without acceptance testing or certification
- For 24 V DC and 120/230 V AC
- Ready for use, prefabricated with entries, BusRails, connection terminals, etc.
- Modifications, extensions and customer-specific adaptations are possible

MY R. STAHL 8150D



With the IS1+ standard enclosures for Zone 1, we offer you a variety of prefabricated field enclosures made from 1.4301 stainless steel (V2A). They include all entries, BusRails, cable ducts, CPM sockets and connection terminals for auxiliary power.

Once the IS1+ components (available separately) have been installed, the enclosures can be used in Zone 1 without acceptance testing, and they fulfil the requirements of EN 61439.

Technical Data

Explosion Protection	
Application range (zones)	1, 2
IECEX gas certificate	IECEX PTB 09.0049
IECEX gas explosion protection	Ex db eb ib [ia Ga, ib] IIC T4 Gb
ATEX gas certificate	PTB 09 ATEX 1109
ATEX gas explosion protection	Ex II 2 (1) G Ex db eb ib [ia Ga, ib] IIC T4 Gb
Certificates	ATEX (PTB), IECEX (PTB), India (PESO)
Declaration of conformity	ATEX (EUK), China (CCC)
Installation	Zone 1
Further information	See the operating instructions and certificates for the enclosures and IS1+ modules
Electrical Data	
Applicable IS1+ CPM modules	9440/22-01-*1-C1243 (PROFIBUS DP V1 HART); 9440/22-01-*1-C1455 (PROFIBUS DP V1 HART for PNO redundancy); 9440/22-01-*1-C1202 (Modbus RTU) *1 = 24 V DC or *2 = 230 V AC
Usable IS1+ I/O modules	9468/32 9470/32 9475/32 9482/32
Applicable IS1+ modules note	The IS1+ modules must be installed according to the corresponding operating instructions for the modules.
Auxiliary Power	
Aux. power rated oper. voltage	230 V AC (90 ... 253 V AC) 24 V DC (20 ... 35 V DC)
Auxiliary power nominal current	Max. 2.5 A @ 24 V DC Max. 0.5 A @ 230 V AC
Auxiliary power rated current	Depending on installed modules IS1+ (see corresponding data sheet)
Device Specific Data	
Max. number of analogue I/O signals	40

Remote I/O

IS1 RIO standard encl. Zone 1 With shield bus
and power terminals

8150/5-0400-0750-300-2321 Art. No. 282642



Device Specific Data

Max. number of digital I/O signals	80
Max. internal power dissipation	51 W
IS1+ BusRail	1 x BusRail for 6 slots
Shield bus	2 x KLBÜ 3...8 2 x AK16 30 x AK4
Front door	1 x opening upwards 3 x cam lock 1 x cover support

Ambient Conditions

Ambient temperature	-20°C ... +55°C
Ambient temperature	-40°F ... +122°F
Storage temperature	-40°C ... +80°C
Storage temperature	-40°F ... +176°F
Note	Also see the technical data of the IS1+ modules in the relevant data sheets

Mechanical Data

Connection auxiliary power	Screw connector 0.2 to 10 mm ² (4 x UTTB 4; 2 x UTTB 4-PE)
PE connection version	External M8 PE connection
PE connection clamping range	10 – 25 mm ²
Degree of protection (IP) (IEC 60529)	IP65
Enclosure material	Stainless steel 1.4301, (V2A, AISI 304) Brush finished
Sealing material	Silicone foam gasket
Silicone-free	No
Wall thickness	2 mm
Connection cross-section	0.2 to 10 mm ²
Dimensions (WxHxD)	400 x 750 x 300 mm
Width	400 mm
Width, inches	15.75 in
Height	750 mm
Height in inches	29.53 in
Depth	300 mm
Depth in inches	11.81 in
Weight	30 kg
Weight	66.14 lb

Mounting / Installation

Mounting orientation	Horizontal Vertical
Connection type	Screw connector

Components

Built-in unit 1	1 x BusRail for 6 slots (1 x CPM, 5 x I/O – modules)
Built-in unit 3	1 x Socket for CPU & pow mod. 9490/11-12
Auxiliary power cably entries	2 x Black cable gland Polyamide, type 8161/7 M32 Ø 9 ... 21 mm

Remote I/O



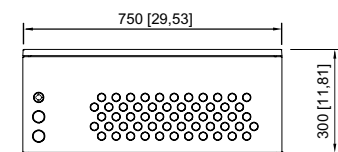
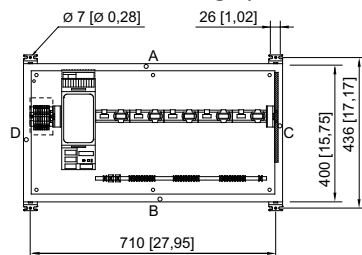
IS1 RIO standard encl. Zone 1 With shield bus
and power terminals

8150/5-0400-0750-300-2321 Art. No. 282642

Components

Cable entries signals	56 x Blue cable gland Polyamide, type 8161/8 M20 Ø 4 ... 13 mm
Breather	1 x Breather, green, Polyamide, type 8162 M25 x 1,5
Type of terminals PE 1	2 x UTTB 4-PE
Earth rail	Zinc galvanised (not insulated) 10 x 3 (1x)

Dimensional Drawings (All Dimensions in mm [inches]) – Subject to Alterations



1 x BusRail for 6 slots

Item no. 282462

We reserve the right to make alterations to the technical data, dimensions, weights, designs and products available without notice. The illustrations cannot be considered binding.