

# Signalling devices



Visual signalling device Xenon flashing beacon

In flameproof enclosure

FL60/21-D05000-YW0002-ST0000-0000 Art. No. 284509



- Type of protection: Ex d
- Class: IP66 (IEC 60529/NEMA 4X)
- Robust aluminium enclosure (powder-coated)
- Flashing light: XENON (5 joules)
- Integrated line monitoring
- Including stainless steel protective cage and fastening bracket

MY R. STAHL FL60B



The **FL60 product series** provides visual alarm signals which can be used to alert, warn or draw attention to equipment malfunction/start-up or any number of safety-related issues in hazardous areas. The devices are intended for use in hazardous or harsh environments.

## Technical Data

### Explosion Protection

Scope of validity	European Union (ATEX) IECEX
Application range (zones)	1 2 21 22
IECEX gas certificate	IECEX EPS 20.0037X
IECEX gas explosion protection	Ex db IIC T6 / T4 Gb
IECEX dust certificate	IECEX EPS 20.0037X
IECEX dust explosion protection	Ex tb IIIC T80 °C / T100 °C Db
ATEX gas certificate	EPS 20 ATEX 1 077 X
ATEX gas explosion protection	⊕ II 2 G Ex db IIC T6 / T4 Gb
ATEX dust certificate	EPS 20 ATEX 1 077 X
ATEX dust explosion protection	⊕ II 2 D Ex tb IIIC T80 °C / T100 °C Db
Certificates	ATEX (BVIS), IECEX (BVIS)

### Electrical Data

Rated operational voltage DC	21.1 ... 24 V
Nominal current at DC	0.35 A
Line monitoring	Yes
Tolerance	-10 ... 10 %

### Lighting Data

Lamp	Xenon flash tubes
Flashbulb	5 J
Flash rate	1 Hz
Effective luminous intensity (1 Hz, flashing)	119 cd

# Signalling devices



Visual signalling device Xenon flashing beacon

In flameproof enclosure

FL60/21-D05000-YW0002-ST0000-0000 Art. No. 284509

## Ambient Conditions

Ambient temperature gas Ex-area	-45 °C ... +50 °C (T6) -45 °C ... +70 °C (T4)
Ambient temperature dust Ex-area	-35 °C ... +50 °C (T80 °C) -35 °C ... +70 °C (T100 °C)
Functional ambient temperature	-40 °C ... +50 °C (T6) -40 °C ... +70 °C (T4)

## Mechanical Data

Degree of protection (IP) (IEC 60529)	IP66
Class	I (PE connection) (Internal + external)
Enclosure material	Aluminium, powder-coated, Seawater-resistant
Enclosure colour	Red (RAL 3001)
Sealing material	NBR O-ring seal
Silicone-free content	Contains silicone
Material dome	Polycarbonate, prismatic
Material glas dome	Polycarbonate, prismatic
Wire guard material	Stainless steel
Max. solid connection terminals	2.5 mm <sup>2</sup>
Max. finely stranded connection terminals	2.5 mm <sup>2</sup>
Clamping range	0.5 ... 2.5 mm
Type of connection cable	Finely stranded Solid
Width	148 mm
Height	276 mm
Length	145 mm
Lens colour	Yellow
Weight	5.08 kg
Weight	11.2 lb

## Mounting / Installation

Connection type	Push in
Mounting part material	Sheet steel, powder-coated
Note about mounting	Provided

## Components

Drilled holes	2 x M20
Cable glands and entries	Can be ordered as accessories
Stopping plugs	1 x M20 x 1.5 1 x dust cap
Stopping plug material	Brass
Wire guard	Yes

# Signalling devices

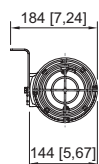
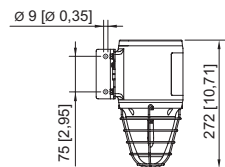


Visual signalling device Xenon flashing beacon

In flameproof enclosure

FL60/21-D05000-YW0002-ST0000-0000 Art. No. 284509

Dimensional Drawings (All Dimensions in mm [inches]) – Subject to Alterations



## Accessories

Metal cable gland		Art. No.
	Ex d and Ex e cable gland with compound for all types of armoured cables (SWA, wire-braid, tape) (nickel-plated brass) Type 20PX2K, M20 x 1.5	109428
	Ex d and Ex e cable glands with RapidEx sealing system for all types of unarmoured cables and wire-braid-armoured cables (nickel-plated brass) Type 20PX2K-REX, M20 x 1.5	246649
	Ex d and Ex e cable glands with compound for all types of unarmoured cables and wire-braid-armoured cables (nickel-plated brass) Type 20PXSS2K, M20 x 1.5	109441
	Ex d and Ex e cable glands with RapidEx sealing system for all types of unarmoured cables and wire-braid-armoured cables (nickel-plated brass) Type 20PXSS2K-REX, M20 x 1.5	246605

Mounting accessories		Art. No.
	L-bracket, stainless steel, (available for FL60, YL60, YA60)	210794
	Mounting bracket Material: Stainless steel	262014
	Sun shield, stainless steel (available for FL60)	262012

## Spare Parts

Cover FL60/YA60		Art. No.
	Cover with set of screws	227892




## Signalling devices



Visual signalling device Xenon flashing beacon

In flameproof enclosure

FL60/21-D05000-YW0002-ST0000-0000 Art. No. 284509

Lens glass		Art. No.
	yellow	209406
Spare PCB assembly kit		Art. No.
	PCB FL60 5 J/48 V DC	223072
	PCB FL60/2 5 J/24 V DC	295347
	PCB FL60/2 LED white/24 V DC	295349

We reserve the right to make alterations to the technical data, dimensions, weights, designs and products available without notice. The illustrations cannot be considered binding.