

# Load disconnect switches and motor starters



## Manual transfer switch

80 A, fused

7150/5-V11-H07-AA-0500-0 Art. No. 286704



- 3-pole horsepower (hp) rated switch
- Suitable for voltages up to 600 V AC/240 V DC – limitations may apply
- Robust, lockable rotary actuator
- Lightweight construction
- Stainless steel 1.4404 (AISI 316L), brush finished
- Suitable for low ambient temperatures
- Enclosure type 3, 4, 4X, IP66
- No conduit seal required
- Class I, Div. 2/AEx Zone 2

MY R. STAHL 7150A



Our switches are designed specifically for hazardous areas and harsh environments and have a corrosion-resistant enclosure and a wide temperature range. Ideal for installation in the immediate vicinity of field devices such as panels, motors, skids or machines. No matter whether these are disconnectors which fully interrupt the power supply during service or maintenance work, or change-over switches which ensure a continuous power supply to important devices, our solutions offer unsurpassed reliability. Our standard solutions do not have pre-installed inputs, giving users the flexibility to adapt their own inputs depending on size, location and type. They are designed to withstand challenging conditions while ensuring safety and ease of use in a range of applications.

## Technical Data

### Explosion Protection

Area of application	Canada USA
FMus certificate	FM17US0039X
cFM certificate	FM17CA0023X
Marking FMus	Class I, Div. 2, Groups A,B,C,D; T4; Enclosure Type 3, 4, 4X
Marking cFM	Class I, Div. 2, Groups A,B,C,D; T4; Enclosure Type 3, 4, 4X
Marking cFM note	Zone 2 IIC according to Canadian Electrical Code Table 18
Certificates	Canada (FM), USA (FM)

### Electrical Data

Rated operational voltage AC	480 V
Rated operational voltage DC 1-pole	60 V
Rated operational voltage DC 2-pole	125 V
Rated operational voltage DC 3-pole	240 V
Rated operational current	80 A
Nominal power	60 hp
Nominal power note	Nominal power (hp) in relation to rated operating voltage 480 V AC
Fuse	100 A J-type
Auxiliary contact NC	without
Auxiliary contact NO	without
Short circuit protection (sym RMS)	20 kA
Frequency range	50 – 60 Hz

# Load disconnect switches and motor starters



## Manual transfer switch

80 A, fused

7150/5-V11-H07-AA-0500-0 Art. No. 286704

### Auxiliary Power

Nominal voltage	480 V AC
-----------------	----------

### Ambient Conditions

Ambient temperature	-40°C ... +55°C
---------------------	-----------------

Ambient temperature	-40°F ... +131°F
---------------------	------------------

### Mechanical Data

Degree of protection (IP)	IP66
---------------------------	------

Enclosure type (UL50 & UL50E)	3, 4, 4X
-------------------------------	----------

Enclosure material	Stainless steel 1.4404, (AISI 316L), brush finished
--------------------	---

Additional terminal	Main contact on terminals
---------------------	---------------------------

Connection cross section, stranded min.	10 AWG
---	--------

Connection cross section, stranded max.	1/0 AWG
---	---------

Construction type	Standard
-------------------	----------

Width	600 mm
-------	--------

Width, inches	23.62 in
---------------	----------

Height	600 mm
--------	--------

Height in inches	23.62 in
------------------	----------

Depth	203 mm
-------	--------

Depth in inches	7.99 in
-----------------	---------

Service life, min.	10 <sup>5</sup> operating cycles
--------------------	----------------------------------

Handle colour	Black
---------------	-------

Protective collar colour	Black
--------------------------	-------

Seal	Silicone, foamed
------	------------------

Lockable in	Three times in 0 position
-------------	---------------------------

Detailed number of poles	3-pole
--------------------------	--------

Weight	31 kg
--------	-------

Weight	68.34 lb
--------	----------

### Components

Entries	without
---------	---------

# Load disconnect switches and motor starters

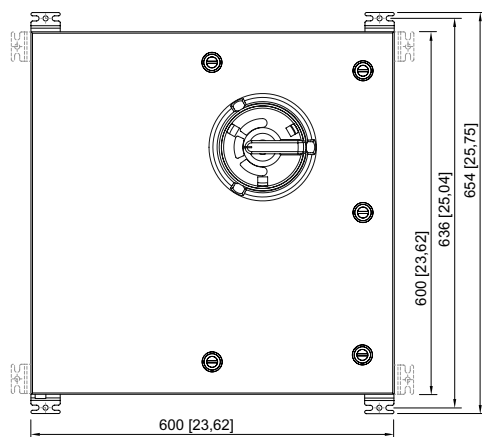
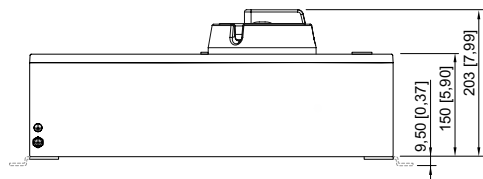


Manual transfer switch

80 A, fused

7150/5-V11-H07-AA-0500-0 Art. No. 286704

Dimensional Drawings (All Dimensions in mm [inches]) – Subject to Alterations



7150/5-V11-H06-00-0500-0  
7150/5-V11-H07-00-0500-0  
7150/5-V11-H06-AA-0500-0  
7150/5-V11-H07-AA-0500-0  
8150/5-V11-H06-00-0500-0  
8150/5-V11-H07-00-0500-0

## Accessories

Ex e cable glands for MC, MC-HL, combined and "TECK" armouring Series TMC

Art. No.

# Load disconnect switches and motor starters



## Manual transfer switch

80 A, fused

7150/5-V11-H07-AA-0500-0 Art. No. 286704



Thread size: NPT1/2 Clamping range: 8.7 ... 12.7 mm Clamping range inch: 0.34 ... 0.5 in Nickel-plated brass	254316
Thread size: NPT1/2 Clamping range: 13 ... 17 mm Clamping range inch: 0.51 ... 0.67 in Nickel-plated brass	254317
Thread size: NPT3/4 Clamping range: 15 ... 23.3 mm Clamping range inch: 0.59 ... 0.92 in Nickel-plated brass	106090
Thread size: NPT1 Clamping range: 19.8 ... 29.2 mm Clamping range inch: 0.78 ... 1.15 in Nickel-plated brass	106091
Thread size: NPT1-1/4 Clamping range: 27.5 ... 35.2 mm Clamping range inch: 1.08 ... 1.39 in Nickel-plated brass	254320
Thread size: NPT1-1/2 Clamping range: 33.5 ... 41.1 mm Clamping range inch: 1.32 ... 1.62 in Nickel-plated brass	254321
Thread size: NPT2 Clamping range: 38.3 ... 47.1 mm Clamping range inch: 1.51 ... 1.85 in Nickel-plated brass	254322
Thread size: NPT2 Clamping range: 45 ... 53 mm Clamping range inch: 1.77 ... 2.09 in Nickel-plated brass	254323
Thread size: NPT2-1/2 Clamping range: 52.1 ... 58.9 mm Clamping range inch: 2.05 ... 2.32 in Nickel-plated brass	254324
Thread size: NPT2-1/2 Clamping range: 57.1 ... 64.6 mm Clamping range inch: 2.25 ... 2.54 in Nickel-plated brass	254325
Thread size: NPT3 Clamping range: 64.6 ... 75.3 mm Clamping range inch: 2.54 ... 2.96 in Nickel-plated brass	254326
Thread size: NPT3-1/2 Clamping range: 74 ... 88.5 mm Clamping range inch: 2.91 ... 3.48 in Nickel-plated brass	254327

# Load disconnect switches and motor starters



## Manual transfer switch


80 A, fused

7150/5-V11-H07-AA-0500-0 Art. No. 286704

### Metal Ex e conduit hubs Series 8166

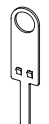
		Art. No.
	Thread size: NPT1/2 Typ: 8166/11-01-NE	139082
	Thread size: NPT3/4 Typ: 8166/11-02-NE	139083
	Thread size: NPT1 Typ: 8166/11-03-NE	139084
	Thread size: NPT1-1/4 Typ: 8166/11-04-NE	139085
	Thread size: NPT1-1/2 Typ: 8166/11-05-NE	139086
	Thread size: NPT2 Typ: 8166/11-06-NE	139087
	Thread size: NPT2-1/2 Typ: 8166/11-07-NE	139088

### Auxiliary contact

		Art. No.
	Note: The auxiliary contacts can only be retrofitted for 40 A, 63 A and 80 A versions. For all other versions, the auxiliary contact must be ordered separately when placing the order. Retrofitting is not possible for this.	
	2 NC (8080/1-3) 250 V AC/DC Max. 6 A 1.5 to 2.5 mm <sup>2</sup> , solid/finely stranded The switching function of the auxiliary contact depends on the installation slot used. Left and right: Synchronising	168356
	1 NC + 1 NO (8080/1-1) 250 V AC/DC Max. 6 A 1.5 to 2.5 mm <sup>2</sup> , solid/finely stranded The switching function of the auxiliary contact depends on the installation slot used. Left: Delayed (ON), leading (OFF) Right: Synchronising	168351
	2 NO (8080/1-4) 250 V AC/DC Max. 6 A 1.5 to 2.5 mm <sup>2</sup> , solid/finely stranded The switching function of the auxiliary contact depends on the installation slot used. Left and right: Synchronising	168353

## Spare Parts

### Auxiliary contact key

		Art. No.
	For removing installed auxiliary contacts	201909

We reserve the right to make alterations to the technical data, dimensions, weights, designs and products available without notice. The illustrations cannot be considered binding.