

# Load disconnect switches and motor starters



## Load disconnect switch

15 A, non-fused

8146/5-V11-E01-00-0000-0 Art. No. 286756



- 3-pole horsepower (hp) rated switch
- Non-fused
- Suitable for voltages up to 600 V AC/240 V DC – limitations may apply
- Robust, lockable rotary actuator
- Lightweight construction
- Glass fibre reinforced polyester (GRP)
- Suitable for low ambient temperatures
- Enclosure type 3, 4, 4X, IP66
- No conduit seal required
- Quad certified

MY R. STAHL 8146V



Our switches are specifically engineered for hazardous locations and harsh environments with a corrosion resistant enclosure and wide temperature range. Ideal for close proximity installation of field equipment such as control panels, motors, skids or machinery. Whether the requirement is for disconnect switches to completely de-energize for service or maintenance tasks, or transfer switches to ensure continuous power supply to essential equipment, our solutions offer unmatched reliability. With our standard solutions, entries are not pre-installed, providing users with the flexibility to customized their own entries based on size, location and type. Built to withstand demanding conditions while ensuring safety and ease of use in various applications.

## Technical Data

### Explosion Protection

Area of application	European Union (ATEX) Canada IECEX USA
Application range (zones)	1, 2
IECEX gas certificate	IECEX PTB 06.0090
IECEX gas certificate	IECEX PTB 06.0090
IECEX gas explosion protection	Ex db eb IIC T6 Gb
IECEX dust certificate	IECEX PTB 06.0090
IECEX dust explosion protection	Ex tb IIIC T80 °C Db
ATEX gas certificate	PTB 01 ATEX 1024
ATEX gas certificate	PTB 01 ATEX 1024
ATEX gas explosion protection	⊕ II 2 G Ex db eb IIC T6 Gb
ATEX dust certificate	PTB 01 ATEX 1024
ATEX dust explosion protection	⊕ II 2 D Ex tb IIIC T80 °C Db
FMus certificate	FM18US0275X
cFM certificate	FM18CA0132X
Marking FMus	Class I, Div. 2, Groups A,B,C,D; Class II, III, Div. 1, Groups E,F,G, T5; Zone 1, AEx db eb IIC T5 Gb; Enclosure Type 3, 4, 4X
Marking cFM	Ex db eb IIC Gb; Class I, Div. 2, Groups A,B,C,D; Class II, III, Div. 1, Groups E,F,G, T5; Enclosure Type 3, 4, 4X

# Load disconnect switches and motor starters



## Load disconnect switch

15 A, non-fused

8146/5-V11-E01-00-0000-0 Art. No. 286756

### Explosion Protection

Marking cFM note	Zone 2 IIC according to Canadian Electrical Code Table 18
Certificates	ATEX (PTB), Canada (FM), IECEx (PTB), USA (FM)

### Electrical Data

Rated operational voltage AC	600 V
Rated operational voltage DC 1-pole	60 V
Rated operational voltage DC 2-pole	125 V
Rated operational current	15 A
Nominal power	10 hp
Nominal power note	Nominal power (hp) in relation to rated operating voltage 480 V AC
Auxiliary contact NC	without
Auxiliary contact NO	without
Short circuit protection (sym RMS)	10 kA
Additional short-circuit protection	Additional fuse necessary
Short-circuit protection note	Required back-up fuse in the electrical circuit
Frequency range	50 – 60 Hz

### Auxiliary Power

Nominal voltage	480 V AC
-----------------	----------

### Ambient Conditions

Ambient temperature	-50°C ... +55°C
Ambient temperature	-58°F ... +131°F

### Mechanical Data

Degree of protection (IP)	IP66
Enclosure type (UL50 & UL50E)	3, 4, 4X
Enclosure material	Polyester, Glass fibre reinforced
Additional terminal	without
Connection cross section, stranded min.	14 AWG
Connection cross section, stranded max.	8 AWG
Construction type	Standard
Width	170 mm
Width, inches	6.69 in
Height	170 mm
Height in inches	6.69 in
Depth	171 mm
Depth in inches	6.73 in
Service life, min.	10 <sup>5</sup> operating cycles
Handle colour	Black
Protective collar colour	Black
Seal	Silicone, foamed
Lockable in	Three times in 0 position
Detailed number of poles	3-pole + N
Weight	1.81 kg
Weight	4 lb

### Components

Entries	without
---------	---------

# Load disconnect switches and motor starters

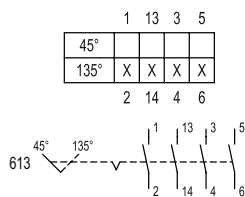


## Load disconnect switch

15 A, non-fused

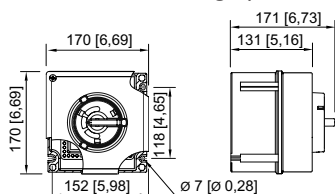
8146/5-V11-E01-00-0000-0 Art. No. 286756

### Technical Drawings – Subject to Alterations



Switching arrangement 8008/2-613

### Dimensional Drawings (All Dimensions in mm [inches]) – Subject to Alterations



7146/5-V11-E01-00-0000-0  
8146/5-V11-E01-00-0000-0  
8146/5-V11-E02-00-0000-0

## Accessories

Ex e cable glands for MC, MC-HL, combined and "TECK" armoring Series TMC

Art. No.

# Load disconnect switches and motor starters



## Load disconnect switch

15 A, non-fused

8146/5-V11-E01-00-0000-0 Art. No. 286756

	Thread size: NPT1/2 Clamping range: 8.7 ... 12.7 mm Clamping range inch: 0.34 ... 0.5 in Nickel-plated brass	254316
	Thread size: NPT1/2 Clamping range: 13 ... 17 mm Clamping range inch: 0.51 ... 0.67 in Nickel-plated brass	254317
	Thread size: NPT3/4 Clamping range: 15 ... 23.3 mm Clamping range inch: 0.59 ... 0.92 in Nickel-plated brass	106090
	Thread size: NPT1 Clamping range: 19.8 ... 29.2 mm Clamping range inch: 0.78 ... 1.15 in Nickel-plated brass	106091
	Thread size: NPT1-1/4 Clamping range: 27.5 ... 35.2 mm Clamping range inch: 1.08 ... 1.39 in Nickel-plated brass	254320
	Thread size: NPT1-1/2 Clamping range: 33.5 ... 41.1 mm Clamping range inch: 1.32 ... 1.62 in Nickel-plated brass	254321
	Thread size: NPT2 Clamping range: 38.3 ... 47.1 mm Clamping range inch: 1.51 ... 1.85 in Nickel-plated brass	254322
	Thread size: NPT2 Clamping range: 45 ... 53 mm Clamping range inch: 1.77 ... 2.09 in Nickel-plated brass	254323
	Thread size: NPT2-1/2 Clamping range: 52.1 ... 58.9 mm Clamping range inch: 2.05 ... 2.32 in Nickel-plated brass	254324
	Thread size: NPT2-1/2 Clamping range: 57.1 ... 64.6 mm Clamping range inch: 2.25 ... 2.54 in Nickel-plated brass	254325
	Thread size: NPT3 Clamping range: 64.6 ... 75.3 mm Clamping range inch: 2.54 ... 2.96 in Nickel-plated brass	254326
	Thread size: NPT3-1/2 Clamping range: 74 ... 88.5 mm Clamping range inch: 2.91 ... 3.48 in Nickel-plated brass	254327

# Load disconnect switches and motor starters



## Load disconnect switch


15 A, non-fused

8146/5-V11-E01-00-0000-0 Art. No. 286756

### Metal Ex e conduit hubs Series 8166


		Art. No.
	Thread size: NPT1/2 Typ: 8166/11-01-NE	139082
	Thread size: NPT3/4 Typ: 8166/11-02-NE	139083
	Thread size: NPT1 Typ: 8166/11-03-NE	139084
	Thread size: NPT1-1/4 Typ: 8166/11-04-NE	139085
	Thread size: NPT1-1/2 Typ: 8166/11-05-NE	139086
	Thread size: NPT2 Typ: 8166/11-06-NE	139087
	Thread size: NPT2-1/2 Typ: 8166/11-07-NE	139088

### Auxiliary contact

		Art. No.
	Note: The auxiliary contacts can only be retrofitted for 40 A, 63 A and 80 A versions. For all other versions, the auxiliary contact must be ordered separately when placing the order. Retrofitting is not possible for this.	

## Spare Parts

### Load disconnect switch

		Art. No.
	15 A and 16 A No. of poles: 4 Type: 8008/2-613 Load disconnect switch	128614

We reserve the right to make alterations to the technical data, dimensions, weights, designs and products available without notice. The illustrations cannot be considered binding.