



- Flexible: Modular structure and 3 sizes enable customer-specific versions
- Lightweight enclosure made from glass fibre reinforced polyester resin (GRP), suitable for shipping industry and offshore

MY R. STAHL 8040B



With the R. STAHL Series 8040 control device system, you can get a clear overview of the control devices. The 3 combinable design sizes and the modular structure offer flexibility. You can choose from one standard version and customised variants.

Technical Data

Explosion Protection

Scope of validity	European Union (ATEX) IECEX
Application range (zones)	1 2 21 22
IECEX gas certificate	IECEX PTB 06.0025
IECEX gas explosion protection	Ex db eb IIC T6 Gb
IECEX dust certificate	IECEX PTB 06.0025
IECEX dust explosion protection	Ex tb IIIC T80 °C Db
ATEX gas certificate	PTB 01 ATEX 1105
ATEX gas explosion protection	⊕ II 2 G Ex db eb IIC T6 Gb
ATEX dust certificate	PTB 01 ATEX 1105
ATEX dust explosion protection	⊕ II 2 D Ex tb IIIC T80 °C Db
Certificates	ATEX (PTB), Brazil (ULB), Canada (UL), China (NEPSI), IECEX (PTB), India (PESO), Korea (KGS), Taiwan (ITRI), USA (UL)
Ship approval	DNVGL
Declaration of Conformity	ATEX (EUK), China (CCC)
Explosion protection note	Product label may vary. Series devices have certification according to ATEX and IECEX.

Electrical Data

Rated operational voltage AC	690 V
Rated operational current	16 A (T6)

Ambient Conditions

Ambient temperature	-50 °C ... +40 °C (T6)
Ambient temperature	-58 °F ... +104 °F (T6)

Mechanical Data

Degree of protection (IP)	IP66
Degree of protection IP (IEC 60529)	IP66

8040/1161X-34H02SF02 Art. No. 287032

Mechanical Data

Enclosure material	Polyester resin, Glass fibre reinforced
Enclosure colour	Dark grey
Silicone-free	No
AWG clamping range	14 AWG
Connection cross-section max.	2.5 mm ²
Solid connection cross section	0.32 – 2.5 mm ²
Connection cross-section AWG single stranded	22 AWG to 14 AWG
Finely stranded connection cross section	0.32 – 2.5 mm ²
Finely stranded connection cross-section AWG	22 AWG - 14 AWG
Cover fixing type	With captive screws, M4 stainless steel screws
Width	80 mm
Width, inches	3.15 in
Height	93 mm
Height, inches	3.66 in
Depth	72 mm
Depth, inches	2.76 in
Seal	Silicone, foamed
Weight	465 g
Weight	1.03 lb


Mounting / Installation

Tightening torque of cover screw 1	1.4 Nm
Tightening torque of cover screw 1 lbf in	12.4 lbf in

Components

Installation position middle	Small handle, lockable, 0/OFF-I/ON (1x 90°), With silicone seal
Built-in element middle	Control switch 005
Number of poles on centre built-in element	2
Flange and plates	Flange made of polyester resin
Entry type	Standard 8161, moulded material
Entry 1	2 x 8161/7-M20-1304-LT
Entry 1 type	Polyamide cable gland, black
Entry 1	M20 x 1.5
Entry 1 terminal area	4 – 13 mm
Entry 1 clamping range, inch	0.16 – 0.51 in
Metal entry possible 1	No


Accessories**Cylinder lock**

	for closing (bracket Ø 3)	Art. No. 107115
--	---------------------------	---------------------------

8040/1161X-34H02SF02 Art. No. 287032


Rotary actuator, small, padlockable

Art. No.

	Diameter 39 mm, Padlockable using 1 lock, 90° position Seal: Silicone, up to -60 °	227360
--	---	--------

Spare key




Art. No.

	Closing MS1	107109
--	-------------	--------

Spare Parts


Label holder

Art. No.

	Size 1, without insert disc, 1-line label for actuators Ø 39	223566
	Size 2, without insert disc, 1- or 2-line label for actuators Ø 39	223567
	Size 3, without insert disc, 1-, 2- or 3-line label for actuators Ø 39	223568

Special key

Art. No.

	for tightening plastic locking nut	169101
--	------------------------------------	--------

We reserve the right to make alterations to the technical data, dimensions, weights, designs and products available without notice. The illustrations cannot be considered binding.