

Load disconnect switches and motor starters



Safety switch

12 A / 16 A

8146/5-V37-301-50-1050 Art. No. 147856



- Large current range from 10 A to 180 A
- Can be used with conventional drives or with variable-frequency drives
- Intelligent design: A single rotary actuator for actuating the main and auxiliary contacts, ≥ 20 ms leading auxiliary contact for safe disconnection
- Designed in accordance with IEC/EN 62626-1, class 1
- The rotary actuator can be locked in the 0-position with three padlocks
- Cover can only be removed in the I-position

MY R. STAHL 8146L



R. STAHL Series 8146/5-V37 safety switches safely disconnect machines and system parts from the energy supply for cleaning and repair as prescribed. All of the installed load disconnect switches have AC-3 switching capacity. The switches can be locked in the 0-position using padlocks.

Technical Data

Explosion Protection

Area of application	European Union (ATEX) IECEX
Application range (zones)	1, 2, 21, 22
IECEX gas certificate	IECEX PTB 06.0090
IECEX gas explosion protection	Ex db eb IIC T6 Gb
IECEX dust certificate	IECEX PTB 06.0090
IECEX dust explosion protection	Ex tb IIIC T80 °C Db
ATEX gas certificate	PTB 01 ATEX 1024
ATEX gas explosion protection	⊕ II 2 G Ex db eb IIC T6 Gb
ATEX dust certificate	PTB 01 ATEX 1024
ATEX dust explosion protection	⊕ II 2 D Ex tb IIIC T80 °C Db
Certificates	ATEX (PTB), China (NEPSI), IECEX (PTB), India (PESO), Korea (KTL)
Declaration of conformity	ATEX (EUK), China (CCC)
Notes	Product label may vary. Series devices are labelled with ATEX and IECEX.

Electrical Data

Rated operational voltage AC	690 V / 690 V
Rated operational current	12 A / 16 A
Switching capacity AC-3 230 V	3 kW / 4 kW
Switching capacity AC-3 400 V	5.5 kW / 7.5 kW
Switching capacity AC-3 440 V	5.5 kW / 7.5 kW
Switching capacity AC-3 500 V	7.5 kW / 7.5 kW
Switching capacity AC-3 690 V	7.5 kW / 11 kW
Auxiliary contact NC	without
Auxiliary contact NO	1 NO/delayed
Frequency range	50 – 60 Hz

Ambient Conditions

Note	You can find information about the ambient temperature online at r-stahl.com . MY R. STAHL 8146L
------	---

Load disconnect switches and motor starters



Safety switch

12 A / 16 A

8146/5-V37-301-50-1050 Art. No. 147856

Ambient conditions

Ambient conditions	Number of poles		Max. current (A)	Conductor cross-section ¹⁾ (mm ²)		Temperature class/ perm. ambient temperature
	Main contacts	Auxiliary contacts		min.	max.	
	3	1	12/16	2.5	4	T6: -40 to +51 °C T6: -40 to +54 °C ²⁾ T5: -40 to +69 °C ²⁾
When using a conductor cross-section of min. 1.5 mm ² , the temperature class and ambient temperature are reduced to T4: -40 °C to +40 °C						
¹⁾ Project engineering note: The maximum conductor cross-sections given were determined using the H07V. The minimum bending radius was assumed to be 4 x outer diameter in accordance with VDE 0298-3.						
²⁾ Only with heat-resistant conductor > 70 °C at cable entries and/or > 85 °C at clamping units						
Bold: Information on the rating plate						

Mechanical Data

Degree of protection (IP)	IP66
Degree of protection note	according to EN/IEC 60529
Enclosure material	Polyester resin, Glass fibre reinforced
Solid con. cross-section min.2	2.5 mm ²
Min. fin.str. conn. cr.-sec. 2	2.5 mm ²
Min. solid conn. cr.-sect. AWG	AWG 14
Min. solid con. cr.-sect. AWG2	AWG 14
Min. f.stra. con. cr.-sec. AWG	AWG 14
Min. f.str. con. cr.-sec. AWG2	AWG 14
Connection terminal auxiliary contact min. AWG	AWG 16
Connection cross section	2.5 ... 4 mm ²
Auxiliary connection connection terminals	1.5 ... 4 mm ²
Connection cross-section note	Depending on the application; for more detailed information, see the operating instructions at r-stahl.com
Construction type	Standard
Dimension A	112.5 mm
Dimension A inch	4.43 in
Dimension B	112.5 mm
Dimension B inch	4.43 in
Dimension C	131 mm
Dimension C inch	5.16 in
Handle colour	Yellow shroud, red handle
Seal	Silicone, foamed
Lockable in	Three times in 0 position
Detailed number of poles	3-pole
Weight	958 g
Weight	2.11 lb

Components

Additional device	Drilled brass plate
-------------------	---------------------

Load disconnect switches and motor starters



Safety switch

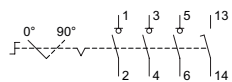
12 A / 16 A

8146/5-V37-301-50-1050 Art. No. 147856

Components

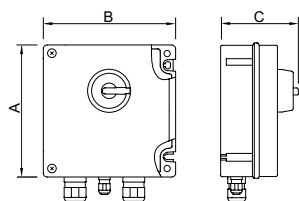
Entry type	Standard 8161, moulded material
Cable gland	2 x M25 Ø 7 ... 17 mm 1 x M20 Ø 4 ... 13 mm

Technical Drawings – Subject to Alterations



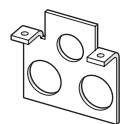
81../5-V..-3.-50-..
3-pole + 1 NO
(ON delayed – OFF leading)

Dimensional Drawings (All Dimensions in mm [inches]) – Subject to Alterations



Accessories

Brass plate



SZ 031
2 x M25, 1 x M20

Art. No.

148207

We reserve the right to make alterations to the technical data, dimensions, weights, designs and products available without notice. The illustrations cannot be considered binding.