



- Flexible configuration thanks to pushbutton, mushroom push-button, mushroom stay-put button, mushroom stay-put button with key lock, key-operated button and key-operated switch
- Easy to install using a single hole
- Codable "latching", "spring return" and "key not removable" functions
- Spring clamp terminals with connection chamber

**MY R. STAHL 8003A**



R. STAHL Series 8003 switches and control buttons for panel mounting take on various switching functions in latching and spring return positions up to 6 A, which can be subsequently recoded. They are fully certified, explosion-protected equipment with an Ex e connection chamber. With the patented mounting mechanism, panel mounting with drilled holes or openings of 30.5 mm is quick and easy.

Compatible actuators are available for a comprehensive range of applications.

**Technical Data**

**Explosion Protection**

Area of application	European Union (ATEX) CE Code IECEX NEC®
Application range (zones)	1, 2, 21, 22
IECEX gas certificate	IECEX PTB 06.0065X
IECEX gas explosion protection	Ex db eb IIC T6 Gb
IECEX dust certificate	IECEX PTB 06.0065X
IECEX dust explosion protection	Ex tb IIIC T80 °C Db
ATEX gas certificate	PTB 02 ATEX 1057 X
ATEX gas explosion protection	⊕ II 2 G Ex db eb IIC T6 Gb
ATEX dust certificate	PTB 02 ATEX 1057 X
ATEX dust explosion protection	⊕ II 2 D Ex tb IIIC T80 °C Db
Certificates	ATEX (PTB), Canada (UL), China (CQST), IECEX (PTB), Korea (KGS), USA (UL)
Declaration of conformity	ATEX (EUK), ATEX (Simple apparatus), China (CCC), Declaration of Conformity (ATEX)
Notes	Product label may vary. Series devices are labelled with ATEX, IECEX, NEC® and CE Code.

**Electrical Data**

Rated operational voltage AC	500 V
Rated operational current	6 A
Switching capacity AC-12	500 V / 6 A / max. 3000 VA
Switching capacity AC-15	400 V / 6 A / max. 1250 VA
Switching capacity DC-13	110 V / 1 A / max. 110 W
Switching capacity DC-13<SoftReturn/>2 contact elements in series	60 V/6 A

# Control and signalling devices

## Control devices for panel mounting



Ex e

8003/111-005 UL Art. No. 127141

### Ambient Conditions

Ambient temperature	-20 °C ... 60 °C
Ambient temperature	-4 °F ... +140 °F
Ambient temperature NEC®	-30 °C ... +60 °C
Ambient temperature NEC®	-22 °F ... +140 °F

### Mechanical Data

Degree of protection (IP) (IEC 60529)	Reverse side IP65, front side IP65
Enclosure material	Polyamide
Contact material	Silver-nickel
Silicone-free	Yes
Number of NCs	1
Number of NOs	1
Number of switching positions	2
Connection cross-section	0.75 ... 1.5 mm <sup>2</sup>
Connection cross-section AWG	18 AWG ... 12 AWG
Depth of cut-out	130 mm
Mounting depth in inches	5.12 in
Service life, min.	10 <sup>5</sup> operating cycles
Weight	125 g
Weight	0.28 lb

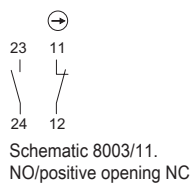
### Mounting / Installation

Tightening torque	3 N · m
Tightening torque lbf in	26.55 lbf in

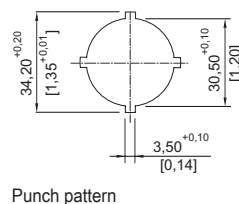
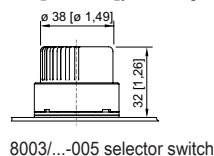
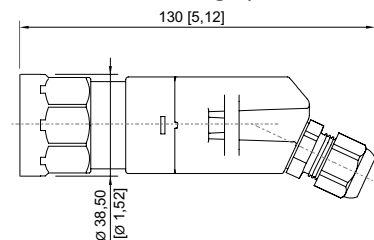
### Components

Actuator	Selector switch
Entry 1	8161/7-M16-0902
Entry 1 type	Polyamide cable gland, black

### Technical Drawings – Subject to Alterations



### Dimensional Drawings (All Dimensions in mm [inches]) – Subject to Alterations

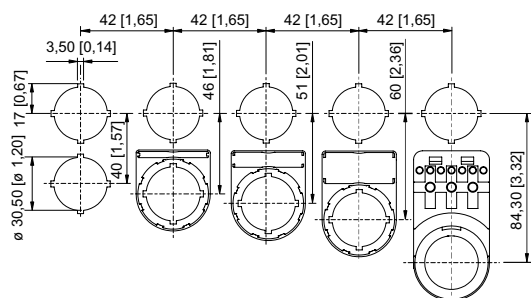


# Control and signalling devices

## Control devices for panel mounting

### Ex e


8003/111-005 UL Art. No. 127141



Cut-out with/without additional designation plate




## Accessories

### Closing part



		Art. No.
	8602C3-733-B for closing unused holes in cover, dia. 30.5 mm, NBR	244306
	8602C3-733-S for closing unused holes in cover, dia. 30.5 mm, silicone	244307

## Spare Parts


### Locking devices

		Art. No.
	8602A0754 for actuated pushbutton/selector switch BG001, BG005	155402
	8602A0755 for not actuated pushbutton/selector switch BG001, BG005	155431
	8602A0757 for selector switch BG005	155460

### Label holder

		Art. No.
	Label holder, size 1, without insert disc Labelling: 1-line can be installed in dia. 30.5 mm drilled holes for actuators	155632
	Label holder, size 2, without insert disc Labelling: 1- or 2-line can be installed in dia. 30.5 mm drilled holes for actuators	155687

### Locking devices

		Art. No.
	8602A0753 H24 for not actuated pushbutton/selector switch BG001, BG005	155372

# Control and signalling devices

## Control devices for panel mounting

### Ex e

8003/111-005 UL Art. No. 127141



#### Label holder

Art. No.



Label holder, size 3, without insert disc  
Labelling: 1-, 2- or 3-line  
can be installed in dia. 30.5 mm drilled holes for actuators

155844

#### Protective collar

Art. No.



8602A0751 metal  
for pushbutton/selector switch/mushroom stay-put button with key lock/mushroom stay-put button/mushroom pushbutton dia. 39  
BG001, BG003, BG005, BG008, BG009, BG010, BG012

155326

#### Designation plates for pushbuttons and selector switches

Art. No.



Colour: Red  
Symbol: Arrow

155567

#### Insert discs for label holder

Art. No.



One-line  
Plain  
Material: PVC  
Colour: White  
Self-adhesive

238271



Two-line  
Plain  
Material: PVC  
Colour: White  
Self-adhesive

238272



Three-line  
Plain  
Material: PVC  
Colour: White  
Self-adhesive

238273

We reserve the right to make alterations to the technical data, dimensions, weights, designs and products available without notice. The illustrations cannot be considered binding.