

8102/21-32-C1013 Art. No. 132975



- Small, robust Ex e enclosure for distributing electrical energy
- IP66 degree of protection
- Equipped with 4 mantle terminals and 1 PE connection
- Available with plastic semi-glands or cable glands

### MY R. STAHL 8102A



R. STAHL junction boxes from series 8102 are small Ex e enclosures for conducting and distributing electrical energy in hazardous areas. They are made from glass-fibre-reinforced polyester resin and are therefore extremely robust. The junction box has 5 mantle terminals, whereby one is used as a PE connection point. The cable dia. range of the mantle terminals is 2 x 4 mm<sup>2</sup>.

## Technical Data

### Explosion Protection

Area of application	IECEX European Union (ATEX)
Application range (zones)	1, 2, 21, 22
IECEX gas certificate	IECEX PTB 15.0010
IECEX gas explosion protection	Ex eb IIC T6 / T5 Gb
IECEX dust certificate	IECEX PTB 15.0010
IECEX dust explosion protection	Ex tb IIIC T80 °C / T90 °C Db
ATEX gas certificate	PTB 01 ATEX 1136
ATEX gas explosion protection	⊕ II 2 G Ex eb IIC T6 / T5 Gb
ATEX dust certificate	PTB 01 ATEX 1136
ATEX dust explosion protection	⊕ II 2 D Ex tb IIIC T80 °C / T90 °C Db
Certificates	ATEX (PTB), IECEX (PTB)
Declaration of conformity	ATEX (EUK), Declaration of Conformity (ATEX)
Explosion protection note	For product label, see area of application.

### Electrical Data

Rated operational voltage AC	0 ... 690 V
Rated operational current	16 A (T6) 25 A (T5)

### Ambient Conditions

Ambient temperature	-40 °C ... +40 °C (T6) -40 °C ... +70 °C (T5)
Ambient temperature	-40 °F ... +104 °F (T6) -40 °F ... +158 °F (T5)

### Mechanical Data

IP degree of protection (IEC 60529)	IP66
Enclosure material	Polyester resin, Glass fibre reinforced
Enclosure colour	Dark grey

8102/21-32-C1013 Art. No. 132975

### Mechanical Data

Silicone-free	No
Connection cross-section	4 mm <sup>2</sup>
Permissible number of conductors per clamping unit, solid	Mantle terminal M7 x 0.75 Conductor cross-section 1.5 mm <sup>2</sup> : Number of conductors min. 1, max. 4 Conductor cross-section 2.5 mm <sup>2</sup> : Number of conductors min. 1, max. 2
Permissible number of conductors per clamping unit, finely stranded prepared, core end sleeve crimped	Mantle terminal M7 x 0.75 Conductor cross-section 1.5 mm <sup>2</sup> : Number of conductors min. 1, max. 3 Conductor cross-section 2.5 mm <sup>2</sup> : Number of conductors min. 1, max. 2
Permissible number of conductors per clamping unit, finely stranded unprepared	Mantle terminal M7 x 0.75 Conductor cross-section 1.5 mm <sup>2</sup> : Number of conductors min. 1, max. 3 Conductor cross-section 2.5 mm <sup>2</sup> : Number of conductors min. 1, max. 2
Permissible number of conductors per clamping unit note	All conductors of a terminal must have the same cross section and be made of the same material.
Cover	Screw-on cover
Width	71 mm
Width, inches	2.8 in
Height	161 mm
Height in inches	6.42 in
Depth	45 mm
Depth in inches	1.77 in
Weight	330 g
Weight	0.73 lb

### Mounting / Installation

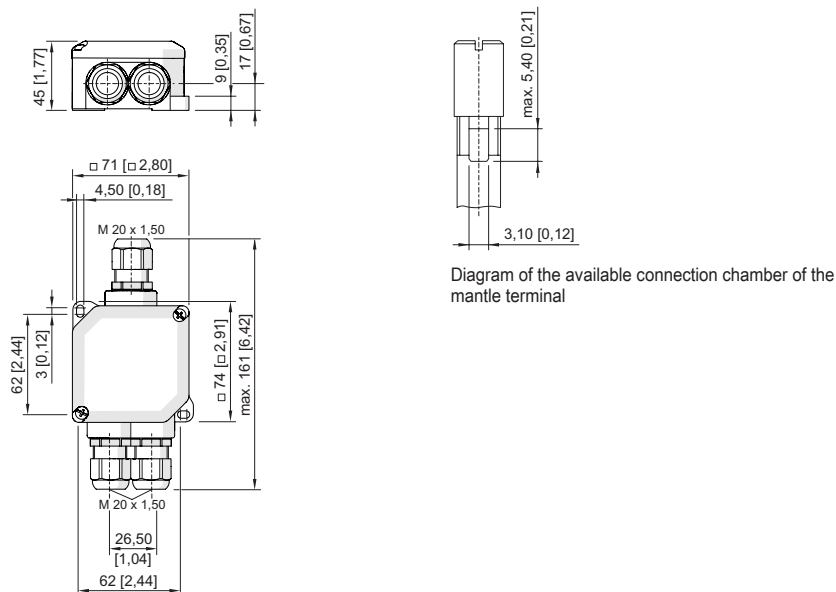
Tightening torque	1.4 N · m
Tightening torque lbf in	12.4 lbf in

### Components

Entry 1	2 x 8161/7-M20-1304
Entry 1 type	Polyamide cable gland, black
Entry 1	M20 x 1.5
Entry 1 clamping range	4 – 13 mm
Entry 1 clamping range, inch	0.16 – 0.51 in
Metal entry possible 1	No
Entry 2	1 x 8290/3-M20
Entry 2 type	Polyamide stopping plug
Entry 2	M20 x 1.5
Metal entry possible 2	No
Type of terminals 1	5 x Mantle terminal 4 mm <sup>2</sup>



8102/21-32-C1013 Art. No. 132975

### Dimensional Drawings (All Dimensions in mm [inches]) – Subject to Alterations



with cable glands 3 x M20

### Accessories

Plastic cable gland		Art. No.
	8161/7-M20-1304, Ex e Plastic, M20 x 1.5, cable outer diameter 4 to 13 mm Lot size 50 pieces	239156
Stopping plug		Art. No.
	8290/3-M20 Plastic, M20 x 1.5 Lot size 1 piece	143522

We reserve the right to make alterations to the technical data, dimensions, weights, designs and products available without notice. The illustrations cannot be considered binding.