


Integrated Solutions Low Voltage Systems

Heating circuit distrib.boards With residual current circuit breaker

With overcurrent release

8264/5-ExV-02-24H16B1N-D Art. No. 143216



- Enclosures with Ex d protection
- With miniature circuit breaker, tripping characteristic C
- With residual current circuit breaker and overcurrent release, tripping characteristic B or C
- Advantage: short delivery time

MY R. STAHL 8264A



R. STAHL Series 8264/-ExV CUBEx lighting and heating panels are modular and are therefore available in a large number of standard variants which are available for rapid delivery; further versions are available on request. They are lightweight, seawater-resistant and suitable for a large temperature range. The Ex d enclosures are wall-mounted using screws or rails.

Technical Data

Explosion Protection

Application range (zones)	1 2 21 22
IECEX gas certificate	IECEX KEM 07.0051 X
IECEX gas explosion protection	Ex db IIB+H2 / IIB T6 / T4 Gb
IECEX dust certificate	IECEX KEM 07.0051 X
IECEX dust explosion protection	Ex tb IIIC T95 °C / T130 °C Db
ATEX gas certificate	KEMA 01 ATEX 2145 X
ATEX gas explosion protection	Ex II 2 G Ex db IIB+H2 / IIB T6 / T4 Gb
ATEX dust certificate	KEMA 01 ATEX 2145 X
ATEX dust explosion protection	Ex II 2 D Ex tb IIIC T95 °C / T130 °C Db
Certificates	ATEX (DEK), Brazil (ULB), Canada / USA (UL), China (NEPSI), IECEX (DEK), India (PESO), Korea (KGS), Taiwan (ITRI)
Declaration of Conformity	ATEX (EUK), China (CCC)

Electrical Data

Rated operational voltage AC	230 – 400 V
Rated operational current	100 A (T6)
Layout No.	02
Frequency range	50 – 60 Hz

Ambient Conditions

Ambient temperature	-20 °C ... +40 °C (IIB+H2 T6) (T95 °C) -55 °C ... +60 °C (IIB T4) (T130 °C)
---------------------	--

Mechanical Data

Degree of protection (IP)	IP65
Degree of protection (IP) (IEC 60529)	IP65
Enclosure material	Aluminium, Seawater-resistant
Material note	Stainless steel variants also available

Integrated Solutions Low Voltage Systems



Heating circuit distrib.boards With residual current circuit breaker

With overcurrent release

8264/5-ExV-02-24H16B1N-D Art. No. 143216

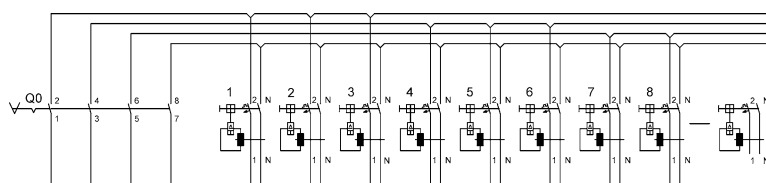
Mechanical Data

Max. finely stranded connection terminals	35 mm ²
Width	730 mm
Height	480 mm
Depth	340 mm
Impact strength (IEC 60079)	7 J
Weight	156 kg
Weight	343.92 lb

Components

Locking device present	Yes
Built-in unit 1	1 x Load and motor switch
Built-in unit 2	24 x Residual current circuit breaker 1-pole 16 A+N/30 mA/B
Entry 1	1 x M50 x 1.5
Entry 2	24 x M20 x 1.5

Technical Drawings – Subject to Alterations

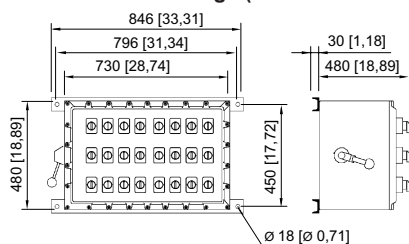


415/240V



Circuit Diagram 8146/5-ExV-...1N-D; 8264/5-ExV-...1N-D

Dimensional Drawings (All Dimensions in mm [inches]) – Subject to Alterations



Layout 02

We reserve the right to make alterations to the technical data, dimensions, weights, designs and products available without notice. The illustrations cannot be considered binding.