

Signalling devices

Combined signal device Xenon horn/flashing beacon

In flameproof enclosure

YL60/B/D50/C/UL Art. No. 205291



- Lamp: Flashing beacon – XENON (5 J)/LED (6.5 W)
- Horn: Omnidirectional/max. 110 db(A)
- Type of protection: Ex d
- Class: IP66 (IEC 60529/NEMA 4X)
- Robust aluminium enclosure (powder-coated)
- Including stainless steel protective cage and fastening bracket
- Eight light-amplifying Fresnel lens colours can be ordered
- 32 standardised preconfigured signal tones (compatible with PFEER/UKOOA)
- Two separate signal tones can be selected
- Connection for telephone systems can be ordered as an option

MY R. STAHL YL60A



The **YL60 product series** provides audible and visual alarm signals which can be used to alert, warn or draw attention to equipment malfunction/start-up or any number of safety-related issues in hazardous areas. The audible and visual signals can be operated separately or in combination.

Technical Data

Explosion Protection

Scope of validity	Canada USA
Application range (zones)	1 2 21 22
USA gas certificate	UL E161818
Marking cULus	Class I, Div. 1,2, Groups B,C,D Class II, Groups E,F,G Class III Class I, Zone 1 AEx/Ex d IIB + H ₂
CAN gas certificate	UL E161818
Marking cULus	Class I, Div. 1,2, Groups B,C,D Class II, Groups E,F,G Class III Class I, Zone 1 AEx/Ex d IIB + H ₂
Certificates	Canada / USA (UL)

Electrical Data

Rated operational voltage DC	24 V
Rated operational current	570 mA
Rated operational current, flashing beacon	220 mA
Rated operational current, horn	350 mA

Acoustic Data

Sound pressure level	max. 110 dB(A) @ 1 m
Sound pressure level, inches	Max. 110 dB(A) @ 39.37"
Tone selection	Via DIL switch
Sound level	2

Signalling devices

Combined signal device Xenon horn/flashing beacon

In flameproof enclosure

YL60/B/D50/C/UL Art. No. 205291



Lighting Data

Lamp	Xenon flash tubes
Effective luminous intensity	46 cd
Flashbulb	5 J
Flash rate	1 Hz

Ambient Conditions

Ambient temperature	-25 °C ... +66 °C
Ambient temperature	-13°F ... +150°F
Functional ambient temperature	-25 °C ... +66 °C

Mechanical Data

Degree of protection (IP) (IEC 60529)	IP66
Enclosure material	Aluminium, powder-coated, Seawater-resistant
Enclosure colour	Red (RAL 3001)
Trumpet material	ABS, flame retardant
Material dome	Polycarbonate
Material glas dome	Polycarbonate
Wire guard material	Stainless steel
Max. solid connection terminals	2.5 mm ²
Connection terminal, solid, max. AWG	AWG 14
Max. finely stranded connection terminals	2.5 mm ²
Connection terminal, finely stranded, max. AWG	AWG 14
Width	148 mm
Width, inches	5.83 in
Height	417 mm
Height, inches	16.42 in
Length	145 mm
Length, inches	5.71 in
Lens colour	Clear
Weight	6 kg
Weight	13.23 lb

Mounting / Installation

Connection type	Screw terminal
Mounting part material	Sheet steel, powder-coated
Note about mounting	Provided

Components

Drilled holes	2 x M20
Cable glands and entries	Can be ordered as accessories
Stopping plugs	1 x dust cap 1 x adapter M20x1/2" NPT 1 x CMP-757 VST Ms M20
Stopping plug material	Brass

Signalling devices

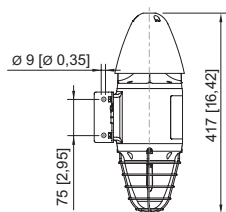
Combined signal device Xenon horn/flashing beacon

In flameproof enclosure

YL60/B/D50/C/UL Art. No. 205291




Dimensional Drawings (All Dimensions in mm [inches]) – Subject to Alterations




Accessories


Cable glands

		Art. No.
	Ex e adaptor for ATEX – 20 °C to +50/60 °C	264252


Enclosure flange

		Art. No.
	complete, green, ATEX spare	209378

Metal cable gland

		Art. No.
	Ex d and Ex e cable gland for all types of unarmoured cables (SWA, wire-braid, tape) (nickel-plated brass) with a special compensating sliding seal (CDS) Type 20T3CDS, M20 x 1.5	246561

Mounting accessories

		Art. No.
	L-bracket, stainless steel, (available for FL60, YL60, YA60)	210794

Sound reduction kit

		Art. No.
	Sound reduction kit reduces the dB output to 75 dB(A) in 24 V DC variants	229983

Signalling devices

Combined signal device Xenon horn/flashing beacon

In flameproof enclosure

YL60/B/D50/C/UL Art. No. 205291

Metal cable gland		Art. No.
	Ex d and Ex e cable gland with compound for all types of armoured cables (SWA, wire-braid, tape) (nickel-plated brass) Type 20PX2K, M20 x 1.5	109428
	Ex d and Ex e cable gland with compound for all types of armoured cables (SWA, wire-braid, tape) (nickel-plated brass) Type 20PX2K, M20 x 1.5	109428
	Ex d and Ex e cable glands with RapidEx sealing system for all types of unarmoured cables and wire-braid-armoured cables (nickel-plated brass) Type 20PX2K-REX, M20 x 1.5	246649
	Ex d and Ex e cable glands with RapidEx sealing system for all types of unarmoured cables and wire-braid-armoured cables (nickel-plated brass) Type 20PX2K-REX, M20 x 1.5	246649
	Ex d and Ex e cable glands with compound for all types of unarmoured cables and wire-braid-armoured cables (nickel-plated brass) Type 20PXSS2K, M20 x 1.5	109441
	Ex d and Ex e cable glands with compound for all types of unarmoured cables and wire-braid-armoured cables (nickel-plated brass) Type 20PXSS2K, M20 x 1.5	109441
	Ex d and Ex e cable glands with RapidEx sealing system for all types of unarmoured cables and wire-braid-armoured cables (nickel-plated brass) Type 20PXSS2K-REX, M20 x 1.5	246605
	Ex d and Ex e cable glands with RapidEx sealing system for all types of unarmoured cables and wire-braid-armoured cables (nickel-plated brass) Type 20PXSS2K-REX, M20 x 1.5	246605
	Ex d and Ex e cable gland for all types of unarmoured cables (SWA, wire-braid, tape) (nickel-plated brass) with a special compensating sliding seal (CDS) Type 20T3CDS, M20 x 1.5	246561

Cable glands		Art. No.
	Ex e adaptor for ATEX – 20 °C to +50/60 °C	264252

Mounting accessories		Art. No.
	L-bracket, stainless steel, (available for FL60, YL60, YA60)	210794
	Stainless steel L-bracket, long version	247371

Spare Parts

Flange		Art. No.
	Flange, UL, clear (available for FL60, YL60)	209423

Signalling devices


Combined signal device Xenon horn/flashing beacon

In flameproof enclosure


YL60/B/D50/C/UL Art. No. 205291




Lens glass

		Art. No.
	clear	209402


Shaped horn assembly kit

		Art. No.
	Shaped horn YL60/YL6S spare UL	213458

Spare PCB assembly kit

		Art. No.
	PCB YL60/C 5 J/24 V DC	222970
	PCB YL60/C 5 J/24 V DC	222970

Shaped horn assembly kit

		Art. No.
	Shaped horn YA60/YL60/YA6S/YL6S spare ATEX	213457

We reserve the right to make alterations to the technical data, dimensions, weights, designs and products available without notice. The illustrations cannot be considered binding.