

Signalling devices

Visual signalling device Xenon flashing beacon

In flameproof enclosure

FL60/B/D50/Y/UL Art. No. 205369



- Lamp: Flashing beacon – XENON (5/10 J)/LED (6.5 W)
- Type of protection: Ex d
- Class: IP66/IP67 (IEC 60529/NEMA 4X)
- Robust aluminium enclosure (powder-coated)
- Including stainless steel protective cage and fastening bracket
- Eight light-amplifying Fresnel lens colours can be ordered
- Connection for telephone systems can be ordered as an option

MY R. STAHL FL60B



The **FL60 product series** provides visual alarm signals which can be used to alert, warn or draw attention to equipment malfunction/start-up or any number of safety-related issues in hazardous areas. The devices are intended for use in hazardous or harsh environments.

Technical Data

Explosion Protection

Scope of validity	Canada USA
Application range (zones)	1 2 21 22
USA gas certificate	UL E188831
USA dust certificate	UL E188831
Marking cULus	Class I, Div. 1,2, Groups B,C,D Class II, Groups E,F,G Class III Class I, Zone 1 AEx/Ex d IIB + H ₂
CAN gas certificate	UL E188831
CAN dust certificate	UL E188831
Marking cULus	Class I, Div. 1,2, Groups B,C,D Class II, Groups E,F,G Class III Class I, Zone 1 AEx/Ex d IIB + H ₂
Certificates	Canada / USA (UL)

Electrical Data

Rated operational voltage DC	24 V
Nominal current at DC	0.22 A
Tolerance	-10 ... 10 %

Lighting Data

Lamp	Xenon flash tubes
Effective luminous intensity	42 cd
Flashbulb	5 J

Signalling devices



Visual signalling device Xenon flashing beacon

In flameproof enclosure

FL60/B/D50/Y/UL Art. No. 205369

Lighting Data

Flash rate	1 Hz
------------	------

Ambient Conditions

Ambient temperature	-25 °C ... +66 °C
Ambient temperature	-13°F ... +150°F
Functional ambient temperature	-25 °C ... +66 °C

Mechanical Data

Degree of protection (IP) (IEC 60529)	IP66
Class	I (PE connection) (Internal + external)
Enclosure material	Aluminium, powder-coated, Seawater-resistant
Enclosure colour	Red (RAL 3001)
Sealing material	NBR O-ring seal
Material dome	Polycarbonate
Material glas dome	Polycarbonate
Wire guard material	Stainless steel
Max. solid connection terminals	2.5 mm ²
Connection terminal, solid, max. AWG	AWG 14
Max. finely stranded connection terminals	2.5 mm ²
Connection terminal, finely stranded, max. AWG	AWG 14
Clamping range	2.5 ... 2.5 mm
Width	148 mm
Width, inches	5.83 in
Height	276 mm
Height, inches	10.87 in
Length	145 mm
Length, inches	5.71 in
Lens colour	Yellow
Weight	5.08 kg
Weight	11.2 lb

Mounting / Installation

Connection type	Screw terminal
Mounting part material	Sheet steel, powder-coated
Note about mounting	Provided

Components

Drilled holes	2 x M20
Cable glands and entries	Can be ordered as accessories
Stopping plugs	1 x dust cap 2 x adaptor M20x1/2"NPT 1 x CMP-757 VST Ms M20
Stopping plug material	Brass
Wire guard	Yes

Signalling devices

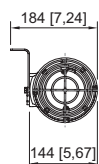
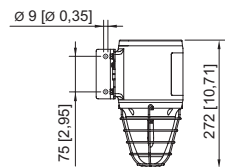
Visual signalling device Xenon flashing beacon

In flameproof enclosure



FL60/B/D50/Y/UL Art. No. 205369






Dimensional Drawings (All Dimensions in mm [inches]) – Subject to Alterations




Accessories

Metal cable gland		Art. No.
	Ex d and Ex e cable gland with compound for all types of armoured cables (SWA, wire-braid, tape) (nickel-plated brass) Type 20PX2K, M20 x 1.5	109428
	Ex d and Ex e cable glands with RapidEx sealing system for all types of unarmoured cables and wire-braid-armoured cables (nickel-plated brass) Type 20PX2K-REX, M20 x 1.5	246649
	Ex d and Ex e cable glands with compound for all types of unarmoured cables and wire-braid-armoured cables (nickel-plated brass) Type 20PXSS2K, M20 x 1.5	109441
	Ex d and Ex e cable glands with RapidEx sealing system for all types of unarmoured cables and wire-braid-armoured cables (nickel-plated brass) Type 20PXSS2K-REX, M20 x 1.5	246605

Mounting accessories		Art. No.
	L-bracket, stainless steel, (available for FL60, YL60, YA60)	210794
	Mounting bracket Material: Stainless steel	262014
	Sun shield, stainless steel (available for FL60)	262012

Spare Parts

Cover FL60/YA60		Art. No.
	Cover with set of screws	227892

Signalling devices

Visual signalling device Xenon flashing beacon

In flameproof enclosure

FL60/B/D50/Y/UL Art. No. 205369

STAHL

Spare PCB assembly kit

Art. No.



PCB FL60
5 J/48 V DC

223072

Lens glass

Art. No.




yellow

209406

Flange

Art. No.



Flange, UL, yellow (available for FL60, YL60)

209427

Spare PCB assembly kit

Art. No.



24 V DC/5 J

222971

We reserve the right to make alterations to the technical data, dimensions, weights, designs and products available without notice. The illustrations cannot be considered binding.