

Signalling devices

Visual signalling device Xenon flashing beacon

In flameproof enclosure

FL60/B/N200/G/EU Art. No. 261865



- Lamp: Flashing beacon – XENON (5/10 J)/LED (6.5 W)
- Type of protection: Ex d
- Class: IP66/IP67 (IEC 60529/NEMA 4X)
- Robust aluminium enclosure (powder-coated)
- Including stainless steel protective cage and fastening bracket
- Eight light-amplifying Fresnel lens colours can be ordered
- Connection for telephone systems can be ordered as an option

MY R. STAHL FL60B



The **FL60 product series** provides visual alarm signals which can be used to alert, warn or draw attention to equipment malfunction/start-up or any number of safety-related issues in hazardous areas. The devices are intended for use in hazardous or harsh environments.

Technical Data

Explosion Protection

Scope of validity	IECEX European Union (ATEX)
Application range (zones)	1 2 21 22
IECEX gas certificate	IECEX BAS 05.0086X
IECEX gas explosion protection	Ex db IIB T4 Gb
IECEX dust certificate	IECEX BAS 05.0086X
IECEX dust explosion protection	Ex tb IIIC T135 °C Db
ATEX gas certificate	Baseefa 02 ATEX 0212 X
ATEX gas explosion protection	⊕ II 2 G Ex db IIB T4 Gb
ATEX dust certificate	Baseefa 02 ATEX 0212 X
ATEX dust explosion protection	⊕ II 2 D Ex tb IIIC T135 °C Db
Certificates	ATEX (BAS), IECEX (BAS), SIL (exida)

Electrical Data

Rated operational voltage AC	230 V
Nominal current at AC	0.17 A
Tolerance	-10 ... 10 %

Lighting Data

Lamp	Xenon flash tubes
Flashbulb	20 J
Flash rate	1 Hz

Ambient Conditions

Ambient temperature	-35 °C ... +60 °C (T4)
Functional ambient temperature	-35 °C ... +60 °C (T4)

Mechanical Data

Degree of protection (IP) (IEC 60529)	IP66
---------------------------------------	------

Signalling devices



Visual signalling device Xenon flashing beacon

In flameproof enclosure

FL60/B/N200/G/EU Art. No. 261865

Mechanical Data

Class	I (PE connection) (Internal + external)
Enclosure material	Aluminium, powder-coated, Seawater-resistant
Enclosure colour	red normal
Sealing material	NBR O-ring seal
Material dome	Polycarbonate
Material glas dome	Polycarbonate
Wire guard material	Stainless steel
Max. solid connection terminals	2.5 mm ²
Max. finely stranded connection terminals	2.5 mm ²
Clamping range	2.5 ... 2.5 mm
Width	148 mm
Height	276 mm
Length	145 mm
Lens colour	Green
Weight	5.08 kg
Weight	11.2 lb

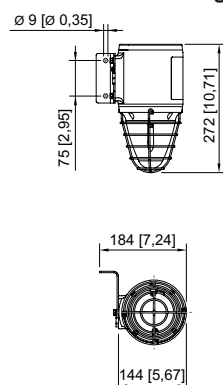
Mounting / Installation

Connection type	Screw terminal
Mounting part material	Sheet steel, powder-coated
Note about mounting	Provided

Components

Drilled holes	2 x M20
Cable glands and entries	Can be ordered as accessories
Stopping plugs	1 x M20 x 1.5 1 x dust cap
Stopping plug material	Brass
Wire guard	Yes

Dimensional Drawings (All Dimensions in mm [inches]) – Subject to Alterations



Accessories

Metal cable gland

Art. No.



Signalling devices



Visual signalling device Xenon flashing beacon




In flameproof enclosure

FL60/B/N200/G/EU Art. No. 261865

	Ex d and Ex e cable gland with compound for all types of armoured cables (SWA, wire-braid, tape) (nickel-plated brass) Type 20PX2K, M20 x 1.5	109428
	Ex d and Ex e cable glands with RapidEx sealing system for all types of unarmoured cables and wire-braid-armoured cables (nickel-plated brass) Type 20PX2K-REX, M20 x 1.5	246649
	Ex d and Ex e cable glands with compound for all types of unarmoured cables and wire-braid-armoured cables (nickel-plated brass) Type 20PXSS2K, M20 x 1.5	109441
	Ex d and Ex e cable glands with RapidEx sealing system for all types of unarmoured cables and wire-braid-armoured cables (nickel-plated brass) Type 20PXSS2K-REX, M20 x 1.5	246605

Mounting accessories


Art. No.

	L-bracket, stainless steel, (available for FL60, YL60, YA60)	210794
	Mounting bracket Material: Stainless steel	262014
	Sun shield, stainless steel (available for FL60)	262012

Spare Parts


Cover FL60/YA60

Art. No.

	Cover with set of screws	227892
--	--------------------------	--------

Spare PCB assembly kit

Art. No.

	PCB FL60 5 J/48 V DC	223072
--	-------------------------	--------

We reserve the right to make alterations to the technical data, dimensions, weights, designs and products available without notice. The illustrations cannot be considered binding.