

8403C6-2,5-2 Art. No. 262734



- Various versions of ammeters, for Ex e enclosures
- Quick comparison of measured values using externally adjustable red pointer on the device
- On models with CT connection (1 A, 5 A), it is possible to easily and rapidly assign the measuring range using the push-in scale plate

MY R. STAHL 8403B



R. STAHL Series 8403C6 ammeters are installed in enclosures with Ex e type of protection. They provide measured values for the current which can be quickly compared with the target values via a red pointer affixed on the outside. The devices use a moving iron movement with accuracy class 2.5.

Technical Data

Explosion Protection

Area of application	European Union (ATEX) IECEX
Ex version	Ex e
Application range (zones)	1, 2
IECEX gas certificate	IECEX SIQ 17.0003U
IECEX gas explosion protection	Ex eb IIC T6 ... T4 Gb
IECEX firedamp certificate	IECEX SIQ 17.0003U
IECEX firedamp protection	Ex eb I Mb
ATEX gas certificate	SIQ 17 ATEX 192 U
ATEX gas explosion protection	Ⓔ II 2 G Ex eb IIC T6 ... T4 Gb
ATEX firedamp certificate	SIQ 17 ATEX 192 U
ATEX firedamp protection	Ⓔ I M2 Ex eb I Mb
Marking ULus	Class I, Zone 1 AEx eb IIC T6, T5, T4 Gb U Class I, Div. 2, Groups A,B,C,D, T6
Marking cUL	Class I, Zone 1 Ex eb IIC T6, T5, T4 Gb U Class I, Div. 2, Groups A,B,C,D, T6
Certificates	ATEX (SIQ), Brazil (ULB), IECEX (SIQ), Korea (KGS)
Explosion protection note	For product label, see scope of validity.

Electrical Data

Rated operational voltage AC UL	600 V
Rated insulation voltage	690 V
Frequency	50/60 Hz AC, DC
Rated operational current for AC	2.5 A
Rated operational current UL	2.5 A
Power dissipation	0.67 VA
Movement	0 to 2.5 A
Overload scale	2x

Control and signalling devices

Moving iron ammeter Direct measuring



8403C6-2,5-2 Art. No. 262734

Electrical Data

Overload capacity	50 x I _N 1 sec
Frequency range	16 – 100 Hz AC, DC

Ambient Conditions

Ambient temperature	-40 °C ... +40 °C (T6) -40 °C ... +55 °C (T5) -40 °C ... +70 °C (T4)
Ambient temperature	-40 °F ... +104 °F (T6) -40 °F ... +131 °F (T5) -40 °F ... +158 °F (T4)
Ambient temperature note	T6: -40 °C ≤ T _{amb} ≤ +40 °C T5: -40 °C ≤ T _{amb} ≤ +55 °C T4: -40 °C ≤ T _{amb} ≤ +70 °C
Use at the height of	2000 m
Degree of pollution	3

Mechanical Data

Version	direct measuring
Degree of protection (IP)	IP54
Degree of protection (IP) terminals	IP20
Enclosure material	Polycarbonate
Silicone-free	No
Pane material	Glass
Terminals	Screw connector (strain-relief clamp)
Max. USA finely stranded/flexible connection terminals	9 AWG
Connection cross-section	6 mm ²
Min. connection cross section, solid	2,5 mm ²
Max. connection cross section, solid	10 mm ²
Min. connection cross-section, finely stranded	2,5 mm ²
Max. connection cross-section, finely stranded	6 mm ²
Stripping length	10 mm
Stripping length inch	0.39 in
Min. tightening torque	1.2 N · m
Min. tightening torque lb	10.62 lb
Max. tightening torque	1.5 N · m
Max. tightening torque lb	13.27 lb
Width	72 mm
Width, inches	2.83 in
Height	71.2 mm
Height in inches	2.8 in
Depth	72 mm
Depth in inches	2.83 in
Accuracy class	2.5
Weight	345 g
Weight	0.76 lb

8403C6-2,5-2 Art. No. 262734

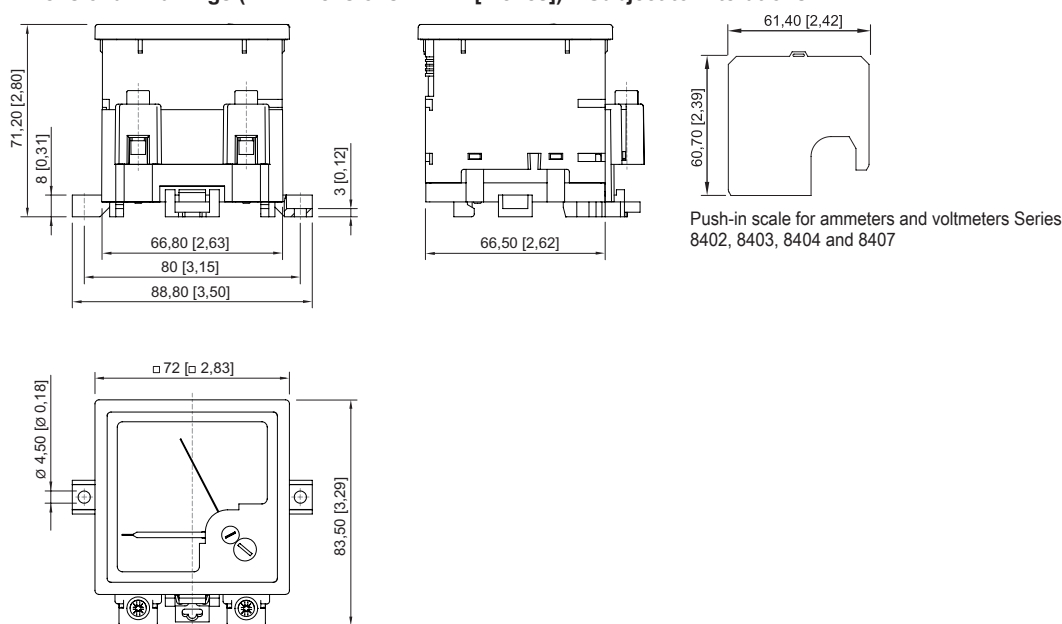
Mounting / Installation

Mounting	Variant 1: Engage on DIN rail Variant 2: Mounting with screws on mounting plate
Mounting orientation	Vertical
Max. USA solid connection terminals	7 AWG

Components

Scale	0 to 2.5/5 A
-------	--------------

Dimensional Drawings (All Dimensions in mm [inches]) – Subject to Alterations



Spare Parts

Calotte		Art. No.
	Calotte [2.83 x 2.83 inch]; IP66	155942

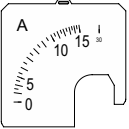
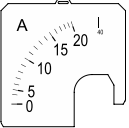
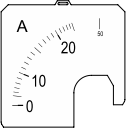
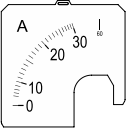
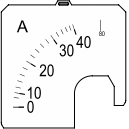
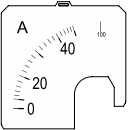
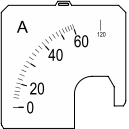
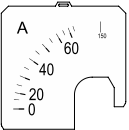
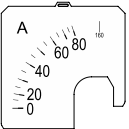
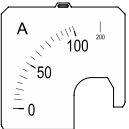
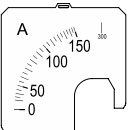
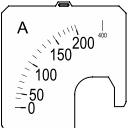
Push-in scales		Art. No.
	Overload: 2 times Scale: 0 to 1 A	265717
	Overload: 2 times Scale: 0 to 5 A	265719
	Overload: 2 times Scale: 0 to 10 A	265721

Control and signalling devices

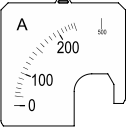
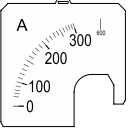
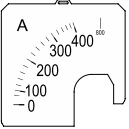
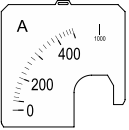
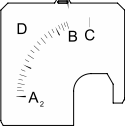
Moving iron ammeter Direct measuring



8403C6-2,5-2 Art. No. 262734

	Overload: 2 times Scale: 0 to 15 A	265723
	Overload: 2 times Scale: 0 to 20 A	265725
	Overload: 2 times Scale: 0 to 25 A	265727
	Overload: 2 times Scale: 0 to 30 A	265729
	Overload: 2 times Scale: 0 to 40 A	265731
	Overload: 2 times Scale: 0 to 50 A	265733
	Overload: 2 times Scale: 0 to 60 A	265735
	Overload: 2 times Scale: 0 to 75 A	265737
	Overload: 2 times Scale: 0 to 80 A	265739
	Overload: 2 times Scale: 0 to 100 A	265741
	Overload: 2 times Scale: 0 to 150 A	265743
	Overload: 2 times Scale: 0 to 200 A	265745

8403C6-2,5-2 Art. No. 262734

	Overload: 2 times Scale: 0 to 250 A	265747
	Overload: 2 times Scale: 0 to 300 A	265750
	Overload: 2 times Scale: 0 to 400 A	265752
	Overload: 2 times Scale: 0 to 500 A	265754
Push-in scale according to specification		Art. No.
	Mandatory information A ₂ = measuring range starting value B = measuring range end value C = overload value D = unit	265189

We reserve the right to make alterations to the technical data, dimensions, weights, designs and products available without notice. The illustrations cannot be considered binding.