

8405C6-1T-2 Art. No. 262953



- Various versions of ammeters, for Ex e enclosures
- Quick comparison of measured values using externally adjustable red pointer on the device
- Selection of various current measuring ranges

MY R. STAHL 8405B



R. STAHL Series 8405C6 ammeters are installed in enclosures with Ex e type of protection. They provide measured values for the current which can be quickly compared with the target values via a red pointer affixed on the outside. The devices use a moving iron movement with accuracy class 2.5.

Technical Data

Explosion Protection

Area of application	European Union (ATEX) IECEX
Ex version	Ex e
Application range (zones)	1, 2
IECEX gas certificate	IECEX SIQ 17.0003U
IECEX gas explosion protection	Ex eb IIC T6 ... T4 Gb
IECEX firedamp certificate	IECEX SIQ 17.0003U
IECEX firedamp protection	Ex eb I Mb
ATEX gas certificate	SIQ 17 ATEX 192 U
ATEX gas explosion protection	Ex II 2 G Ex eb IIC T6 ... T4 Gb
ATEX firedamp certificate	SIQ 17 ATEX 192 U
ATEX firedamp protection	Ex I M2 Ex eb I Mb
Marking ULus	Class I, Zone 1 AEx eb IIC T6, T5, T4 Gb U Class I, Div. 2, Groups A,B,C,D, T6
Marking cUL	Class I, Zone 1 Ex eb IIC T6, T5, T4 Gb U Class I, Div. 2, Groups A,B,C,D, T6
Certificates	ATEX (SIQ), Brazil (ULB), IECEX (SIQ), Korea (KGS)
Explosion protection note	For product label, see scope of validity.

Electrical Data

Rated operational voltage AC UL	600 V
Rated insulation voltage	690 V
Frequency	50/60 Hz AC, DC
Rated operational current for AC	1 A
Rated operational current UL	1 A
Power dissipation	0.67 VA
Movement	0 to 1 A
Overload scale	2x

Control and signalling devices

Moving iron ammeter For transducer



8405C6-1T-2 Art. No. 262953

Electrical Data

Overload capacity	50 x I _N 1 sec
Frequency range	16 – 100 Hz AC, DC

Ambient Conditions

Ambient temperature	-40 °C ... +40 °C (T6) -40 °C ... +55 °C (T5) -40 °C ... +70 °C (T4)
Ambient temperature	-40 °F ... +104 °F (T6) -40 °F ... +131 °F (T5) -40 °F ... +158 °F (T4)
Ambient temperature note	T6: -40 °C ≤ T _{amb} ≤ +40 °C T5: -40 °C ≤ T _{amb} ≤ +55 °C T4: -40 °C ≤ T _{amb} ≤ +70 °C
Use at the height of	2000 m
Degree of pollution	3

Mechanical Data

Version	for current transducer
Degree of protection (IP)	IP54
Degree of protection (IP) terminals	IP20
Enclosure material	Polycarbonate
Silicone-free	No
Pane material	Glass
Terminals	Screw connector (strain-relief clamp)
Max. USA finely stranded/flexible connection terminals	9 AWG
Connection cross-section	6 mm ²
Min. connection cross section, solid	2,5 mm ²
Max. connection cross section, solid	10 mm ²
Min. connection cross-section, finely stranded	2,5 mm ²
Max. connection cross-section, finely stranded	6 mm ²
Stripping length	10 mm
Stripping length inch	0.39 in
Min. tightening torque	1.2 N · m
Min. tightening torque lb	10.62 lb
Max. tightening torque	1.5 N · m
Max. tightening torque lb	13.27 lb
Width	48 mm
Width, inches	1.88 in
Height	59.5 mm
Height in inches	2.34 in
Depth	48 mm
Depth in inches	1.88 in
Accuracy class	2.5
Weight	140 g
Weight	0.31 lb

8405C6-1T-2 Art. No. 262953

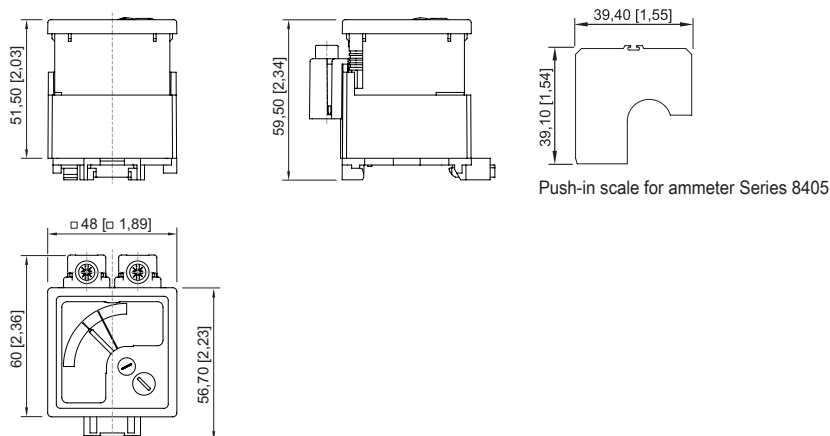
Mounting / Installation

Mounting	Variant 1: Engage on DIN rail Variant 2: Mounting with screws on mounting plate (assembly accessories included in delivery)
Mounting orientation	Vertical
Max. USA solid connection terminals	7 AWG

Components

Scale	without
-------	---------

Dimensional Drawings (All Dimensions in mm [inches]) – Subject to Alterations



Spare Parts

Calotte		Art. No.
	Calotte [2.52 x 2.52 inch]; IP66	155940

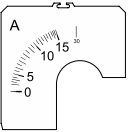
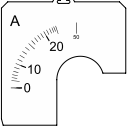
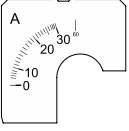
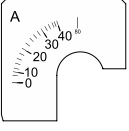
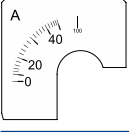
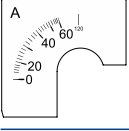
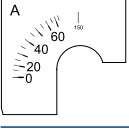
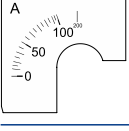
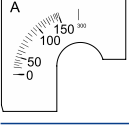
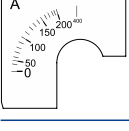
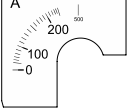
Push-in scales		Art. No.
	Overload: 2 times Scale: 0 to 1 A	265871
	Overload: 2 times Scale: 0 to 2 A	265825
	Overload: 2 times Scale: 0 to 5 A	265827
	Overload: 2 times Scale: 0 to 10 A	265829

Control and signalling devices

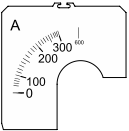
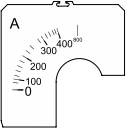
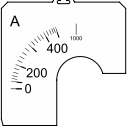
Moving iron ammeter For transducer



8405C6-1T-2 Art. No. 262953

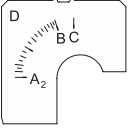
	Overload: 2 times Scale: 0 to 15 A	265832
	Overload: 2 times Scale: 0 to 20 A	265833
	Overload: 2 times Scale: 0 to 25 A	265835
	Overload: 2 times Scale: 0 to 30 A	265837
	Overload: 2 times Scale: 0 to 40 A	265839
	Overload: 2 times Scale: 0 to 50 A	265851
	Overload: 2 times Scale: 0 to 60 A	265853
	Overload: 2 times Scale: 0 to 75 A	265855
	Overload: 2 times Scale: 0 to 100 A	265857
	Overload: 2 times Scale: 0 to 150 A	265859
	Overload: 2 times Scale: 0 to 200 A	265861
	Overload: 2 times Scale: 0 to 250 A	265863

8405C6-1T-2 Art. No. 262953

	Overload: 2 times Scale: 0 to 300 A	265865
	Overload: 2 times Scale: 0 to 400 A	265867
	Overload: 2 times Scale: 0 to 500 A	265869

Push-in scale according to specification

Art. No.

	<p>Mandatory information: A₂ = measuring range starting value B = measuring range end value C = overload value D = unit</p>	265261
--	---	--------

We reserve the right to make alterations to the technical data, dimensions, weights, designs and products available without notice. The illustrations cannot be considered binding.