

## Control Devices

### Moving coil ammeter Direct measuring

#### Ammeter

8406C6-020-2 Art. No. 263571

STAHL



- Ammeters in various versions, for Ex e enclosures
- Quicker comparison of measured values using externally adjustable red pointers on the device
- Selection of different current measuring ranges

MY R. STAHL 8406B



R. STAHL Series 8406C6 ammeters are installed in Ex e type of protection enclosures. They provide measured values for circuits which can be quickly compared with the desired values via a red pointer affixed on the outside. The devices work with a moving iron movement with accuracy class 2.5.

## Technical Data

### Explosion Protection

Scope of validity	European Union (ATEX) IECEX
Ex version	Ex e & Ex i
Application range (zones)	1 2
IECEX gas certificate	IECEX SIQ 18.0002U
IECEX gas explosion protection	Ex eb ib mb IIC T6 ... T4 Gb
IECEX firedamp certificate	IECEX SIQ 18.0002U
IECEX firedamp protection	Ex eb ib mb I Mb
ATEX gas certificate	SIQ 18 ATEX 017 U
ATEX gas explosion protection	Ex II 2 G Ex eb ib mb IIC T6 ... T4 Gb
ATEX firedamp certificate	SIQ 18 ATEX 017 U
ATEX firedamp protection	Ex I M2 Ex eb ib mb I Mb
Certificates	ATEX (SIQ), Brazil (ULB), IECEX (SIQ), Korea (KTL)
Explosion protection note	For product label, see scope of validity.

### Electrical Data

Rated insulation voltage	690 V
Rated operational current for AC	0.02 A
Movement	0 to 20 mA
Overload scale	2x
Overload capacity	10 x I <sub>n</sub> 5 sec
Frequency range	DC

### Ambient Conditions

Ambient temperature	-40 °C ... +40 °C (T6) -40 °C ... +55 °C (T5) -40 °C ... +70 °C (T4)
---------------------	--

# Control Devices

## Moving coil ammeter Direct measuring

### Ammeter

8406C6-020-2 Art. No. 263571



#### Ambient Conditions

Ambient temperature	-40 °F ... +104 °F (T6) -40 °F ... +131 °F (T5) -40 °F ... +158 °F (T4)
Ambient temperature note	T6: $-40\text{ °C} \leq T_{\text{amb}} \leq +40\text{ °C}$ T5: $-40\text{ °C} \leq T_{\text{amb}} \leq +55\text{ °C}$ T4: $-40\text{ °C} \leq T_{\text{amb}} \leq +70\text{ °C}$
Use at the height of	2000 m
Degree of contamination	3

#### Mechanical Data

Version	direct measuring
Degree of protection (IP)	IP54
Degree of protection (IP) terminals	IP20
Enclosure material	Polyamide
Silicone-free	Yes
Pane material	Glass
Terminals	Screw connector (strain-relief clamp)
Max. USA finely stranded/flexible connection terminals	11 AWG
Connection cross-section	4 mm <sup>2</sup>
Min. connection cross section, solid	1 mm <sup>2</sup>
Max. connection cross section, solid	6 mm <sup>2</sup>
Min. connection cross-section, finely stranded	1 mm <sup>2</sup>
Max. connection cross-section, finely stranded	4 mm <sup>2</sup>
Stripping length	10 mm
Stripping length inch	0.39 in
Min. tightening torque	1.2 Nm
Min. tightening torque lb	10.62 lb
Max. tightening torque	1.5 Nm
Max. tightening torque lb	13.27 lb
Width	48 mm
Width in inches	1.88 in
Height	59.5 mm
Height, inches	2.34 in
Depth	48 mm
Depth, inches	1.88 in
Accuracy class	2.5
Weight	140 g
Weight	0.31 lb

#### Mounting / Installation

Mounting	Variant 1: Engage on DIN rail Variant 2: Mounting with screws on mounting plate (assembly accessories included in delivery)
Mounting orientation	Vertical
Max. USA solid connection terminals	9 AWG

# Control Devices

Moving coil ammeter Direct measuring

Ammeter

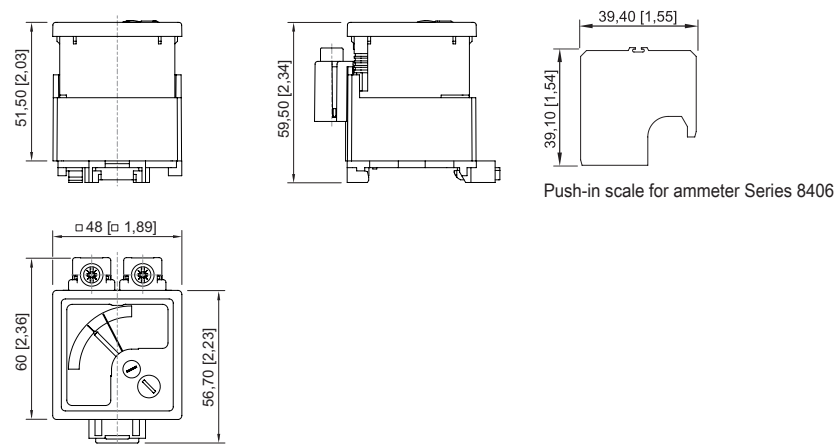
8406C6-020-2 Art. No. 263571




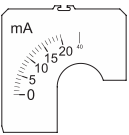
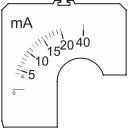
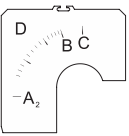
## Components

Scale	without
-------	---------

## Dimensional Drawings (All Dimensions in mm [inches]) – Subject to Alterations



## Spare Parts

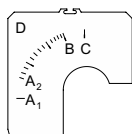
		Art. No.
<b>Calotte</b>		
	64 x 64 mm calotte [2.52 x 2.52 inch]; IP66	155940
<b>Push-in scales</b>		<b>Art. No.</b>
	Overload: 2 times scale 0 ... 20 mA	266267
	Overload: 2 times scale 4 ... 20 mA	266268
<b>Push-in scale according to specification</b>		<b>Art. No.</b>
	<p><b>Mandatory information</b>                      at 0 to 20 mA A<sub>2</sub>, B, C, D</p> <p>A<sub>2</sub> = Measuring range start value                      B = Measuring range final value                      C = Overload value                      D = Unit</p>	265262

# Control Devices

Moving coil ammeter Direct measuring

Ammeter

8406C6-020-2 Art. No. 263571



### Mandatory information

at 4 to 20 mA  $A_1, A_2, B, C, D$

$A_1$  = Zero point

$A_2$  = Measuring range start value

B = Measuring range final value

C = Overload value

D = Unit

302952

We reserve the right to make alterations to the technical data, dimensions, weights, designs and products available without notice. The illustrations cannot be considered binding.