

Control Devices

Moving coil ammeter Direct measuring

Ammeter

8407C6-020-2 Art. No. 263656

STAHL



- Ammeters in various versions, for Ex e enclosures
- Quicker comparison of measured values using externally adjustable red pointers on the device
- Selection of different current measuring ranges

MY R. STAHL 8407B



R. STAHL Series 8407C6 ammeters are installed in Ex e type of protection enclosures. They provide measured values for circuits which can be quickly compared with the desired values via a red pointer affixed on the outside. The devices work with a moving iron movement with accuracy class 2.5.

Technical Data

Explosion Protection

Scope of validity	European Union (ATEX) IECEX
Ex version	Ex e & Ex i
Application range (zones)	1 2
IECEX gas certificate	IECEX SIQ 18.0002U
IECEX gas explosion protection	Ex eb ib mb IIC T6 ... T4 Gb
IECEX firedamp certificate	IECEX SIQ 18.0002U
IECEX firedamp protection	Ex eb ib mb I Mb
ATEX gas certificate	SIQ 18 ATEX 017 U
ATEX gas explosion protection	Ex II 2 G Ex eb ib mb IIC T6 ... T4 Gb
ATEX firedamp certificate	SIQ 18 ATEX 017 U
ATEX firedamp protection	Ex I M2 Ex eb ib mb I Mb
Certificates	ATEX (SIQ), Brazil (ULB), IECEX (SIQ), Korea (KTL)
Explosion protection note	For product label, see scope of validity.

Electrical Data

Rated insulation voltage	690 V
Rated operational current for AC	0.02 A
Movement	0 to 20 mA
Overload scale	2x
Overload capacity	10 x I _n 5 sec
Frequency range	DC

Ambient Conditions

Ambient temperature	-40 °C ... +40 °C (T6) -40 °C ... +55 °C (T5) -40 °C ... +70 °C (T4)
---------------------	--

Control Devices

Moving coil ammeter Direct measuring

Ammeter

8407C6-020-2 Art. No. 263656



Ambient Conditions

Ambient temperature	-40 °F ... +104 °F (T6) -40 °F ... +131 °F (T5) -40 °F ... +158 °F (T4)
Ambient temperature note	T6: $-40\text{ °C} \leq T_{\text{amb}} \leq +40\text{ °C}$ T5: $-40\text{ °C} \leq T_{\text{amb}} \leq +55\text{ °C}$ T4: $-40\text{ °C} \leq T_{\text{amb}} \leq +70\text{ °C}$
Use at the height of	2000 m
Degree of contamination	3

Mechanical Data

Version	direct measuring
Degree of protection (IP)	IP54
Degree of protection (IP) terminals	IP20
Enclosure material	Polyamide
Silicone-free	Yes
Pane material	Glass
Terminals	Screw connector (strain-relief clamp)
Max. USA finely stranded/flexible connection terminals	11 AWG
Connection cross-section	4 mm ²
Min. connection cross section, solid	1 mm ²
Max. connection cross section, solid	6 mm ²
Min. connection cross-section, finely stranded	1 mm ²
Max. connection cross-section, finely stranded	4 mm ²
Stripping length	10 mm
Stripping length inch	0.39 in
Min. tightening torque	1.2 Nm
Min. tightening torque lb	10.62 lb
Max. tightening torque	1.5 Nm
Max. tightening torque lb	13.27 lb
Width	72 mm
Width in inches	2.83 in
Height	71.2 mm
Height, inches	2.8 in
Depth	72 mm
Depth, inches	2.83 in
Accuracy class	2.5
Weight	250 g
Weight	0.55 lb

Mounting / Installation

Mounting	Variant 1: Engage on DIN rail Variant 2: Mounting with screws on mounting plate
Mounting orientation	Vertical
Max. USA solid connection terminals	9 AWG

Control Devices

Moving coil ammeter Direct measuring

Ammeter

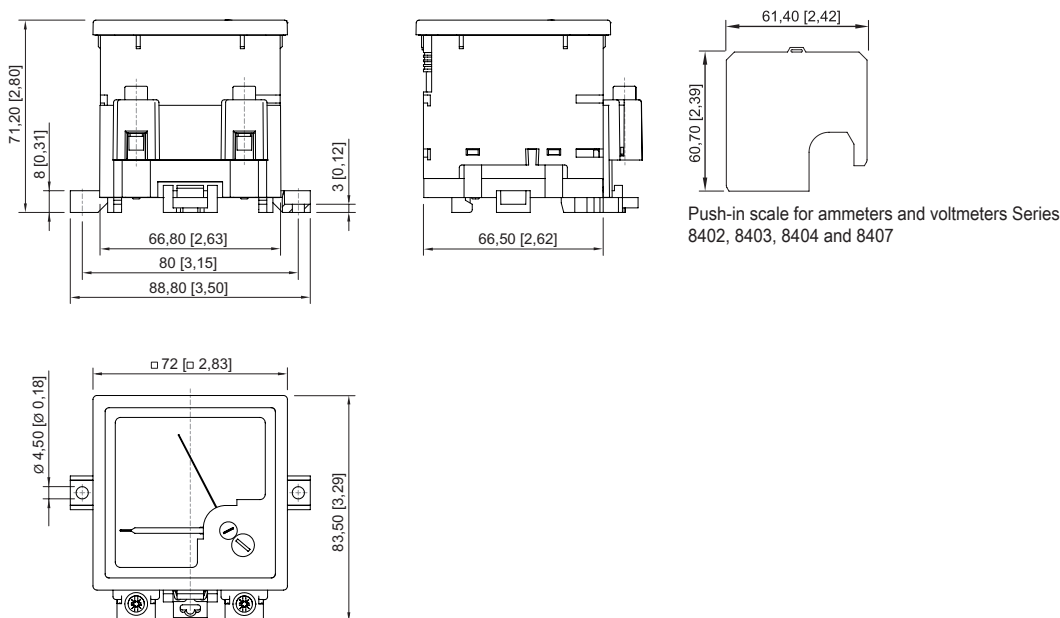
8407C6-020-2 Art. No. 263656




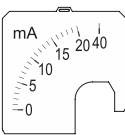
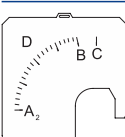
Components

Scale	0 to 100/200%
-------	---------------

Dimensional Drawings (All Dimensions in mm [inches]) – Subject to Alterations



Spare Parts

Calotte		Art. No.
	72 x 72 mm calotte [2.83 x 2.83 inch]; IP66	155942
Push-in scales		Art. No.
	Overload: 2 times scale 0 ... 20 mA	266265
Push-in scale according to specification		Art. No.
	<p>Mandatory information at 0 to 20 mA A₂, B, C, D</p> <p>A₂ = Measuring range start value B = Measuring range final value C = Overload value D = Unit</p>	265263

We reserve the right to make alterations to the technical data, dimensions, weights, designs and products available without notice. The illustrations cannot be considered binding.