


8530/1-RCCB-STAA1N-300-40-503 Art. No. 269649



- Modular component for residual current monitoring
- Can be used for pulsating direct currents and alternating currents
- Fault protection, protection of persons and protection against electrically ignited fires due to residual current to earth

MY R. STAHL 8530B



The R. STAHL 8530 series residual current circuit breaker is a component for residual current monitoring and switches off systems in the event of residual currents – for reliable protection of persons even in hazardous areas. It is suitable for pulsating direct currents and alternating currents and is designed for rated operational currents of 16, 25, 40, or 63 A and rated residual currents of 10, 30, 100, 300 and 500 mA. The residual current tripping variants A, AS, AP-R, B, BS, B+ and F, as well as an A110V version, are available.

Technical Data

Explosion Protection

Application range (zones)	1 2
Application range (Zone) note	For use in Zone 21/22 when protected by Ex tb/tc enclosure
IECEX gas certificate	IECEX FMG 19.0029U
IECEX gas explosion protection	Ex db eb IIC Gb
ATEX gas certificate	FM19ATEX0191U
ATEX gas explosion protection	Ex II 2 G Ex db eb IIC Gb
Certificates	ATEX (FM), Brazil (ULB), China (CQST), IECEX (FM)
Declaration of Conformity	Certificate of conformity (ATEX), China (CCC)

Electrical Data

Rated operational voltage AC	230 V
Rated operational current	40 A
Frequency	50/60 Hz
Rated breaking capacity max	1 kA
Rated short-circuit current	10 kA
Electrical service life	10 ⁴
Mechanical service life	2 x 10 ⁴
Rated residual current	0.3 A
1st auxiliary function	Auxiliary contact 1 change-over contact + fault signal contact 1 change-over contact
1st auxiliary function for AC rated voltage	230 V
1st auxiliary function for rated current max.	2 A
2nd auxiliary function	without
Release type	Sensitive to alternating/pulse current
No. of poles	1-pole + N

8530/1-RCCB-STAA1N-300-40-503 Art. No. 269649

Electrical Data

Back-up fuse	max. 100 A gG
--------------	---------------

Ambient Conditions

Ambient temperature	-25 °C ... 55 °C
Ambient temperature	-13°F ... +131°F
Ambient temperature note	Deviating ambient temperatures based on current certificates available on request

Mechanical Data

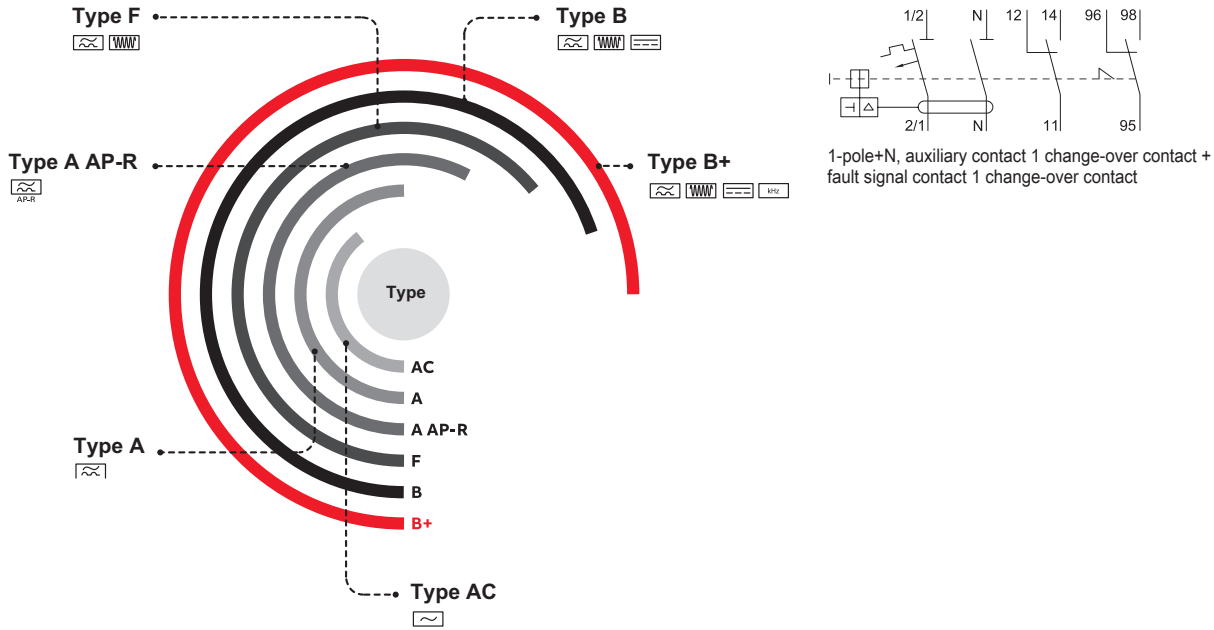
Degree of protection (IP) (IEC 60529)	IP2X
Enclosure material	Thermoplast
Connection cross section min.	1.5 mm ²
Connection cross-section max.	25 mm ²
Connection cross-section min. AWG	16 AWG
Connection cross-section AWG max.	4 AWG
Connection cross-section 2 min.	1.5 mm ²
Connection cross-section 2 max.	10 mm ²
Connection cross-section 2 min. AWG	16 AWG
Connection cross-section 2 max. AWG	8 AWG
Connection cross-section of auxiliary contact min.	0.5 mm ²
Connection cross-section of auxiliary contact max.	4 mm ²
Min. tightening torque	2 Nm
Max. tightening torque	3 Nm
Connection cross-section note	<p>2-conductor connection (upper and lower chamber at the same time): - upper and lower chamber max. 16 / 10 mm² (A maximum difference of one cross section may be clamped between the upper and lower chamber.)</p> <p>The permitted combinations of connection cross-sections can be found in the operating instructions.</p>
Width	83 mm
Length	165 mm
Depth of cut-out	138.3 mm
Weight	1.2 kg
Weight	2.646 lb

Mounting / Installation

Tightening torque	2 – 3 Nm
Tightening torque lbf in	17.7 to 26.6 lbf-in
Tightening torque auxiliary contact	0.4 – 0.6 Nm
Tightening torque auxiliary contact lbf in	3.5 to 5.3 lbf in

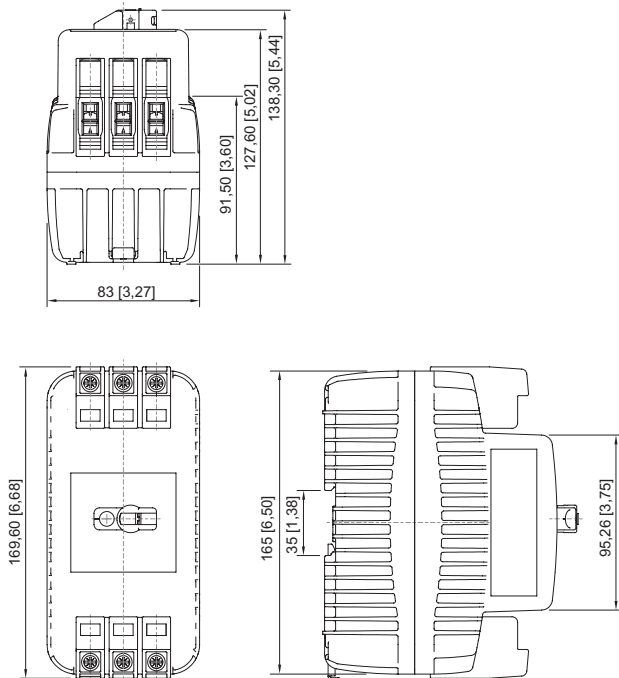
8530/1-RCCB-STAA1N-300-40-503 Art. No. 269649

Technical Drawings – Subject to Alterations



Tripping type (see type code)

Dimensional Drawings (All Dimensions in mm [inches]) – Subject to Alterations



8530/1; 3 partition units

Accessories

Cylinder lock




for closing (bracket Ø 3)

Art. No.


107115

8530/1-RCCB-STAA1N-300-40-503 Art. No. 269649

Fastening set

	A fastening set for attaching the component to the mounting plate without a DIN rail.	Art. No. 276618
----------------------------------------------------------------------------------	---------------------------------------------------------------------------------------	---------------------------

Locking device quadruple

	A lock-out / tag-out scissor for individual locking of the component using up to 4 cylinder locks.	Art. No. 227232
----------------------------------------------------------------------------------	----------------------------------------------------------------------------------------------------	---------------------------

We reserve the right to make alterations to the technical data, dimensions, weights, designs and products available without notice. The illustrations cannot be considered binding.