

Installation equipment

Flange socket 16 A

Flange socket

8570/15-403-S-XX-X-00-XXX Art. No. 272853



- Different voltage ranges according to EN 60309
- Large temperature range of use
- Small dimensions for integration into machines and connection chambers
- High mechanical impact and shock resistance
- Perfect protection against penetration of liquids and dusts
- 3D data for download on the website
- Variants for use in USA/Canada available on request

MY R. STAHL 8570R



The R. STAHL 8570/15 series SolConeX flange sockets for zone 1/21 in 3-, 4- and 5-pole versions have full AC-3 switching capacity up to 16 A. Self-cleaning lamellar contacts provide optimum contact and the plugs can be inserted and removed in the zero position quickly and easily. The load disconnect switch, with mechanical locking device and a handle that can be locked in the 0 or I position, is an additional safety feature.

Thanks to the compact structure, the flange socket can be integrated into nearly all enclosures and, with the internal locking device, provides a fast and safe connection of devices.

Technical Data

Explosion Protection

Scope of validity	European Union (ATEX) IECEX
Scope of validity Note	Other country markings available on request
Application range (zones)	1 2 21 22
IECEX gas certificate	IECEX PTB 19.0018U
IECEX gas explosion protection	Ex db eb IIC Gb
IECEX dust certificate	IECEX PTB 19.0018U
IECEX dust explosion protection	Ex tb IIIC Db
ATEX gas certificate	PTB 19 ATEX 1005 U
ATEX gas explosion protection	Ex II 2 G Ex db eb IIC Gb
ATEX dust certificate	PTB 19 ATEX 1005 U
ATEX dust explosion protection	Ex II 2 D Ex tb IIIC Db
Certificates	ATEX (PTB), Brazil (ULB), China (CQST), IECEX (PTB)
Ship approval	DNV

Electrical Data

Rated operational voltage	380 V AC
Rated operational current	16 A
Rated operational current note	Usable for up to 20 A depending on the connection cross-section
Electrical service life	> 5x10 ³ switching cycles
Mechanical service life	> 5x10 ³ switching cycles
Type of voltage	Low voltage

Installation equipment

Flange socket 16 A

Flange socket

8570/15-403-S-XX-X-00-XXX Art. No. 272853



Electrical Data

Utilisation category	AC-3: 690 V / 16 A AC-3: 500 V / 20 A DC-1: 110 V / 16 A UL508: 600 V / 20 A
Switching capacity main contacts	4 kW: 200 to 250 V AC 7.5 kW: 380 to 500 V AC 11 kW: 600 to 690 V AC
Frequency range	50 Hz

Device Specific Data

Back-up fuse with thermal protection	35 A gG
Back-up fuse without thermal protection	16 A gG

Ambient Conditions

Ambient temperature	-50 °C to +65 °C
Ambient temperature	-58 °F to +149 °F
Ambient temperature note	For further information, see the operating instructions.

Mechanical Data

Degree of protection IP (IEC 60529)	IP66
IP degree of protection (IEC 60079)	IP64
Enclosure material	Polyamide, Glass fibre reinforced
Silicone-free	No
Solid connection cross-section	1 x 1.5 mm ² ... 2 x 6 mm ²
Connection cross-section AWG single stranded	1 x AWG 16 ... 2 x AWG 10
Finely stranded connection cross-section	1 x 1.5 mm ² ... 2 x 4 mm ²
Finely stranded connection cross-section AWG	1 x AWG 16 ... 2 x AWG 12
Width	97 mm
Width in inches	3.82 in
Height	136 mm
Height, inches	5.35 in
Length	191 mm
Length, inches	7.52 in
Impact strength (IEC 60079)	7 J
Impact strength (IEC 62262)	IK10
Colour code	Red
Coding (clock hour position)	3
Lockable in	in 0- and I-position
Interlock	Prevents the plug from being pulled under load
Series	SolConeX
Detailed number of poles	3 P + PE
Weight	900 g
Weight	1.98 lb

Mounting / Installation

Connection	Screw terminal
------------	----------------

Installation equipment

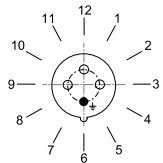
Flange socket 16 A

Flange socket

8570/15-403-S-XX-X-00-XXX Art. No. 272853



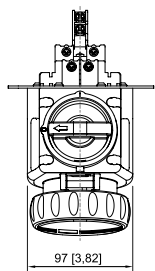
Technical Drawings – Subject to Alterations



Position of clock hour position

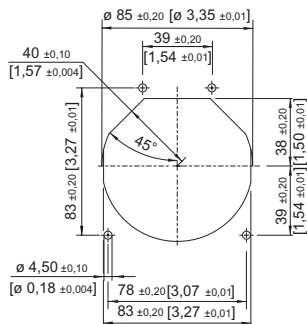
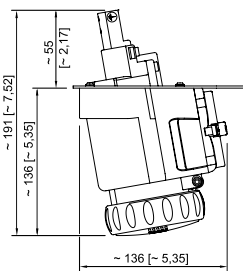
Example: 6 h position

Dimensional Drawings (All Dimensions in mm [inches]) – Subject to Alterations



4-pole flange socket

Clock hour position 2 h, 3 h, 4 h

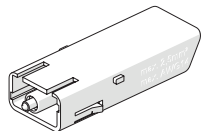


4-5-pole flange socket

Opening figure

Accessories

Auxiliary contact optional, pluggable by the user, easy to retrofit



1 NC Max. 500 V AC, max. 110 V DC Max. 6 A 1 x 0.5 to 2 x 2.5 mm ² , solid/finely stranded	150680
1 NC, gold-plated contact Max. 500 V AC, max. 110 V DC Max. 6 A 1 x 0.5 to 2 x 2.5 mm ² , solid/finely stranded	150684
1 NO Max. 500 V AC, max. 110 V DC Max. 6 A 1 x 0.5 to 2 x 2.5 mm ² , solid/finely stranded	150682
1 NO, gold-plated contact Max. 500 V AC, max. 110 V DC Max. 6 A 1 x 0.5 to 2 x 2.5 mm ² , solid/finely stranded	150686

Art. No.

Dust cover for sockets, Series 8570



Retrofittable dust protection for 4-pole sockets

Art. No.

255003

Spare Parts

Repair set for Series 8570 sockets

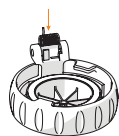
Art. No.

Installation equipment

Flange socket 16 A

Flange socket

8570/15-403-S-XX-X-00-XXX Art. No. 272853



Repair set 8570 hinged cover, 4-pole, red

274113

We reserve the right to make alterations to the technical data, dimensions, weights, designs and products available without notice. The illustrations cannot be considered binding.