

Remote I/O

IS1+ Remote I/O Termination board

For Zone 2

9491/T1-08-02 Art. No. 273018

STAHL



- Redundant operation of IS1+ I/O modules
- Suitable for I/O modules with non-intrinsically safe I/O from firmware 4.xx
- Simple installation on DIN rail and connection via push-in terminals
- Installation in Zone 2

WebCode 9491A



Type 9491/T1 termination boards and the corresponding type 9491/Z1 connection cables are accessories for the IS1+ Remote I/O system. The devices can be used in hazardous areas in Zone 2 as well as in safe areas, and are used for parallel switching of non-intrinsically safe field circuits of two IS1+ I/O modules of the same type (from firmware 4.xx) and thereby enable I/O redundancy.

Technical Data

Explosion Protection

Application range (zones)	2
Ex interface zone	2
IECEX gas certificate	IECEX TUR 19.0072X
IECEX gas explosion protection	Ex ec IIC T4 Gc
ATEX gas certificate	TÜV 19 ATEX 8462 X
ATEX gas explosion protection	Ⓔ II 3 G Ex ec IIC T4 Gc
Certificates	ATEX (TUR), China (NEPSI), IECEX (TUR), Korea (KTL)
Ship approval	LR
Declaration of Conformity	ATEX (EUK), China (CCC)

Electrical Data

Signal types	Analogue input/output
Type of signal	2-conductor AI/AO 3-, 4-conductor AI
Number of channels	8
Nominal voltage U_n , analogue	21 V DC
Nominal current, analogue (In/Out)	0 – 24 mA

Auxiliary Power

Auxiliary power	without
Polarity reversal protection	Yes, mechanical

Galvanic Isolation

Test voltage for galvanic separation	According to standard IEC EN 60079-11
Galvanic separation input to output	1800 V AC

Input

Input	Primary, redundant
Function	Connection to I/O modules
Compatible I/O modules	9469/35

Remote I/O

IS1+ Remote I/O Termination board

For Zone 2

9491/T1-08-02 Art. No. 273018



Input

Number of input connections	2
Number of required connection cables	2

Output

Output	Simplex
Output function	Connection to field device
Number of output connections	2

Ambient Conditions

Ambient temperature	-40 °C ... +75 °C
Ambient temperature	-40 °F ... +167 °F
Storage temperature	-40 °C ... +80 °C
Storage temperature	-40 °F ... +176 °F
Maximum relative humidity	95% (without condensation)
Max. operating altitude	< 2000 m
Max. operating altitude, ft	< 6562 ft
Electromagnetic compatibility	Checked in accordance with the following standards and regulations: EN 61326-1 For use in industrial areas: NAMUR NE 21

Mechanical Data

Degree of protection (IP) (IEC 60529)	IP20
Module enclosure	Polyamide 6GF
Fire resistance (UL 94)	V2
Pollutant class	Corresponds to G3
Stripping length	min. 9 mm
Weight	250 g
Weight	0.551 lb

Mounting / Installation

Mounting type	DIN rail NS35/15, NS35/7.5
Mounting orientation	any
Connection type	Push-in terminal, 12-pole
Connection type 2	Sub-D socket, 24-pole Screw lock
Min. rigid conductor cross section	0.08 mm ²
Conductor cross-section rigid AWG min.	AWG 28
Max. rigid conductor cross section	1.5 mm ²
Conductor cross-section rigid AWG max.	AWG 16
Min. flex conductor cross section	0.25 mm ²
Conductor cross-section flex AWG min.	AWG 24
Max. flex conductor cross section	1.5 mm ²
Conductor cross-section flex AWG max.	AWG 16

Remote I/O

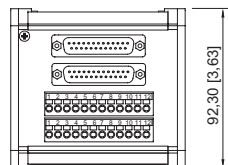
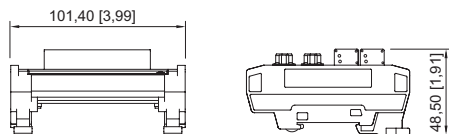
IS1+ Remote I/O Termination board

For Zone 2

9491/T1-08-02 Art. No. 273018




Dimensional Drawings (All Dimensions in mm [inches]) – Subject to Alterations



Type 9491/T1-08-02

Accessories

Connecting cable		Art. No.
	The connection cables are used for the connection between the redundant I/O modules and the termination board. Cable length: 0.5 m	276888
	The connection cables are used for the connection between the redundant I/O modules and the termination board. Cable length: 1 m	276889

We reserve the right to make alterations to the technical data, dimensions, weights, designs and products available without notice. The illustrations cannot be considered binding.