

# Installation equipment

## Wall-mounting socket 16 A



8570/11-505-S-01-0-00-XXX Art. No. 273897



- Different voltage ranges according to EN 60309
- Large temperature range of use
- High mechanical impact and shock resistance
- Perfect protection against penetration of liquids and dusts
- 3D data for download on the website
- Variants for use in USA/Canada available on request

MY R. STAHL 8570N



The R. STAHL 8570/11 series SolConeX sockets for Zone 1/21 in a 3-, 4- and 5-pole version have full AC-3 switching capacity up to 16 A. The high degree of protection IP66 ensures maximum protection against the ingress of dust and water in any application position. Self-cleaning lamellar contacts provide optimum contact and the plugs can be inserted and removed in the zero position quickly and easily. The load disconnect switch, with mechanical locking device and a handle that can be locked in the 0 or I position, is an additional safety feature.

Further product options available:

- Further voltage ranges according to EN 60309
- Silicone-free versions
- Ex e or Ex i auxiliary contacts for control and signalling purposes – can also be retrofitted
- With NAMUR resistor circuitry
- External earth connection
- Customer-specific label plates
- Plates also in stainless steel
- Additional entries – also in metal

## Technical Data

### Explosion Protection

Scope of validity	European Union (ATEX) IECEX
Scope of validity Note	Other country markings available on request
Application range (zones)	1 2 21 22
IECEX gas certificate	IECEX PTB 05.0023
IECEX gas explosion protection	Ex db eb IIC T6 ... T5 Gb
IECEX dust certificate	IECEX PTB 05.0023
IECEX dust explosion protection	Ex tb IIIC T73 °C Db
ATEX gas certificate	PTB 03 ATEX 1227
ATEX gas explosion protection	Ex II 2 G Ex db eb IIC T6 ... T5 Gb
ATEX dust certificate	PTB 03 ATEX 1227
ATEX dust explosion protection	Ex II 2 D Ex tb IIIC T73 °C Db
Certificates	ATEX (PTB), Brazil (ULB), China (CQST), IECEX (PTB), India (PESO), Taiwan (ITRI)
Ship approval	DNV
Declaration of Conformity	ATEX (EUK), China (CCC)

# Installation equipment

## Wall-mounting socket 16 A



8570/11-505-S-01-0-00-XXX Art. No. 273897

### Electrical Data

Rated operational voltage	347/600 to 400/690 V AC
Rated operational current	16 A
Rated operational current note	Usable for up to 20 A depending on the connection cross-section
Electrical service life	> 5x10 <sup>3</sup> switching cycles
Mechanical service life	> 5x10 <sup>3</sup> switching cycles
Type of voltage	Low voltage
Utilisation category	AC-3: 690 V / 16 A AC-3: 500 V / 20 A DC-1: 110 V / 16 A UL508: 600 V / 20 A
Switching capacity main contacts	4 kW: 200 to 250 V AC 7.5 kW: 380 to 500 V AC 11 kW: 600 to 690 V AC
Frequency range	50 / 60 Hz

### Device Specific Data

Back-up fuse with thermal protection	35 A gG
Back-up fuse without thermal protection	16 A gG

### Ambient Conditions

Ambient temperature	-50 °C to +65 °C
Ambient temperature	-58 °F to +149 °F
Ambient temperature note	For further information, see the operating instructions.

### Mechanical Data

Degree of protection IP (IEC 60529)	IP66
IP degree of protection (IEC 60079)	IP64
Enclosure material	Polyamide, Glass fibre reinforced
Silicone-free	No
Solid connection cross-section	1 x 1.5 mm <sup>2</sup> ... 2 x 6 mm <sup>2</sup>
Connection cross-section AWG single stranded	1 x AWG 16 ... 2 x AWG 10
Finely stranded connection cross-section	1 x 1.5 mm <sup>2</sup> ... 2 x 4 mm <sup>2</sup>
Finely stranded connection cross-section AWG	1 x AWG 16 ... 2 x AWG 12
Width	115 mm
Width in inches	4.53 in
Height	180 mm
Height, inches	7.08 in
Length	247 mm
Length, inches	9.73 in
Impact strength (IEC 60079)	7 J
Impact strength (IEC 62262)	IK10
Colour code	Black
Coding (clock hour position)	5
Lockable in	in 0- and I-position
Interlock	Prevents the plug from being pulled under load
Series	SolConeX
Detailed number of poles	3 P + N + PE

# Installation equipment

## Wall-mounting socket 16 A



8570/11-505-S-01-0-00-XXX Art. No. 273897

### Mechanical Data

Weight	1.45 kg
Weight	3.2 lb

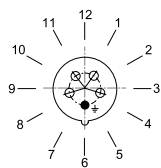
### Mounting / Installation

Connection	Screw terminal
------------	----------------

### Components

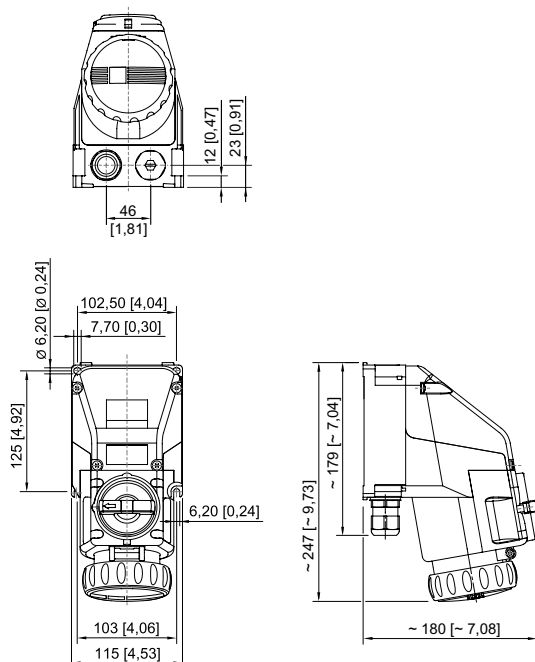
Cable entry note	Entry 1: Lower left Entry 2: Lower right
Entry 1 model	8161/7-M25-1707-LT
Entry 1 type	Polyamide cable gland
Entry 1	M25 x 1.5
Entry 1 terminal area	7 – 17 mm
Entry 1 clamping range, inch	0.28 – 0.67 in
Metal entry possible 1	No
Entry 2 model	8290/3-M25
Entry 2 type	Polyamide stopping plug
Entry 2	M25 x 1.5
Metal entry possible 2	No

### Technical Drawings – Subject to Alterations



Position of clock hour position  
Example: 6 h position

### Dimensional Drawings (All Dimensions in mm [inches]) – Subject to Alterations

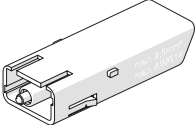


4-pole/5-pole wall-mounting socket

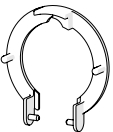
8570/11-505-S-01-0-00-XXX Art. No. 273897

## Accessories

### Auxiliary contact optional, pluggable by the user, easy to retrofit

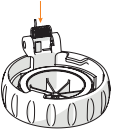
		Art. No.
	1 NC Max. 500 V AC, max. 110 V DC Max. 6 A 1 x 0.5 to 2 x 2.5 mm <sup>2</sup> , solid/finely stranded	150680
	1 NC, gold-plated contact Max. 500 V AC, max. 110 V DC Max. 6 A 1 x 0.5 to 2 x 2.5 mm <sup>2</sup> , solid/finely stranded	150684
	1 NO Max. 500 V AC, max. 110 V DC Max. 6 A 1 x 0.5 to 2 x 2.5 mm <sup>2</sup> , solid/finely stranded	150682
	1 NO, gold-plated contact Max. 500 V AC, max. 110 V DC Max. 6 A 1 x 0.5 to 2 x 2.5 mm <sup>2</sup> , solid/finely stranded	150686

### Dust cover for sockets, series 8570

		Art. No.
	Retrofittable dust protection for 5-pole sockets	255004

## Spare Parts

### Repair set for Series 8570 sockets

		Art. No.
	Repair set 8570 hinged cover, 5-pole, black	274109

We reserve the right to make alterations to the technical data, dimensions, weights, designs and products available without notice. The illustrations cannot be considered binding.