

- Cost- and space-saving system for HART communication
- Different variants available with or without signal conversion
- Easy to install on DIN rails

07 b

## MY R. STAHL 9196A



Used in combination with the HART multiplexer (9192), the 9196 series HART termination board enables the transmission of data using the HART protocol between field devices and an asset management system. The boards are very easy to install on DIN rails and can process 4 to 20 mA signals with HART FSK. If Ex i separation is necessary, this will require separate Ex i isolators.

	NEC® 500 CE Code Appendix J					
	Class I		Class II		Class III	
Division	1	2	1	2	1	2
Ex interface						
Installation in		•				

	CE Code Section 18 NEC® 505   NEC® 506					
	Class I					
Zone	0	1	2	20	21	22
Ex interface						
Installation in			•			

	IECEX / ATEX					
	Zone	0	1	2	20	21
Ex interface						
Installation in			•			

Selection Table			
Connection isolators / Non-Ex field devices	Via pluggable terminal; connected to the field device/automation system in parallel; input or output		
Terminal	Product Type	Art. No.	Weight
One terminal for the field side and control system side, detachable	<b>9196/16H-XX0-03c</b>	160891	150 g
Connection isolators / Non-Ex field devices Connection automation system	Via pluggable terminal; connected to the field device/automation system in parallel; input or output Via integrated screw terminal		
Terminal	Product Type	Art. No.	Weight
One terminal for the field side, one terminal for the control system side, detachable	<b>9196/16H-XX0-05c</b>	249297	520 g

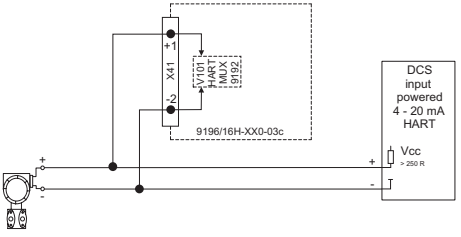
32 channels if two HART termination boards Series 9196 are connected to HART multiplexer Series 9192.

Technical Data	
Explosion Protection	
FMus certificate	FM16US0122X
cFM certificate	FM16CA0067X
Marking cFMus	Class I, Div. 2, Groups A,B,C,D; Class I, Zone 2, Group IIC T4 at Ta = 70°C See Doc. 91 926 01 31 1
IECEX gas explosion protection	Ex ec IIC T4 Gc
Certificates	ATEX (BVS), Brazil (ULB), Canada (FM), China (NEPSI), IECEX (BVS), India (PESO), SIL (exida), USA (FM)
Ship approval	CCS, EU RO MR (DNV)
Auxiliary Power	
Auxiliary power	24 V DC

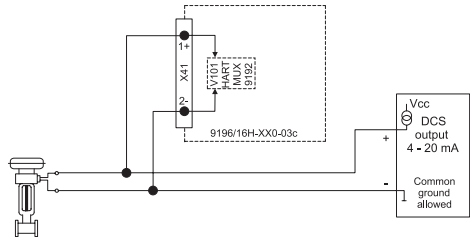
## Technical Data

Ambient Conditions	
Ambient temperature °F	-4°F ... +158°F
Ambient temperature °C	-20 °C ... +70 °C
Storage temperature °F	-40°F ... +176°F
Storage temperature °C	-40 °C ... +80 °C
Mounting / Installation	
Mounting type	DIN rail

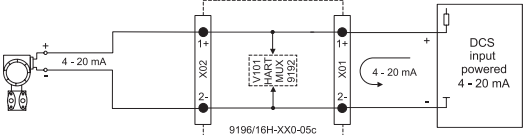
## Technical Drawings – Subject to Alterations



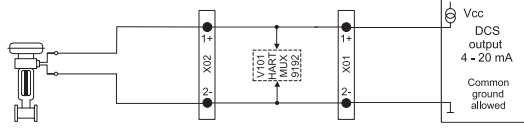
Connection diagram 9196/16H-XX0-03c



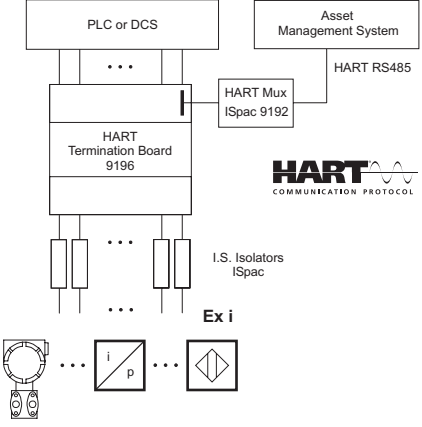
Connection diagram 9196/16H-XX0-03c



Connection diagram 9196/16H-XX0-05c



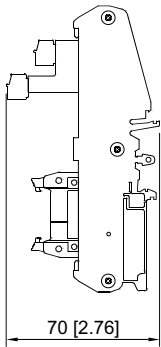
Connection diagram 9196/16H-XX0-05c



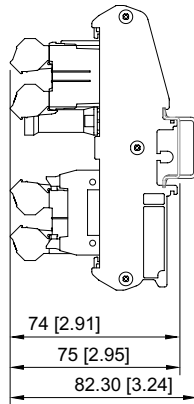
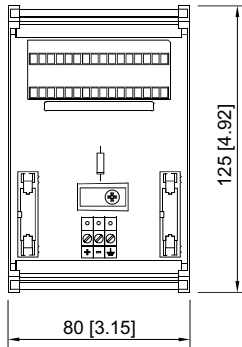
System configuration

Dimensional Drawings (All Dimensions in mm [inches]) – Subject to Alterations

07 b



HART Termination board Type 9196/16H-XX0-03c



HART Termination board Type 9196/16H-XX0-05c

