



- A comprehensive portfolio for a wide range of solenoid valves
- Space savings due to a slim design – 12.5 mm wide
- Can be used for functional safety levels up to SIL 3 (IEC/EN 61508)

07 b

MY R. STAHL 9276A



Series 9276 digital outputs issue signals for the intrinsically safe operation of Ex i solenoid valves, indicator lamps or horns. The devices do not require a separate auxiliary power supply as they are powered by the control circuit. The intrinsically safe outputs are galvanically separated from the inputs.

	NEC® 500 CE Code Appendix J					
	Class I		Class II		Class III	
Division	1	2	1	2	1	2
Ex interface	•	•	•	•	•	•
Installation in		•				

	CE Code Section 18					
	NEC® 505			NEC® 506		
	Class I					
Zone	0	1	2	20	21	22
Ex interface	•	•	•			
Installation in			•			

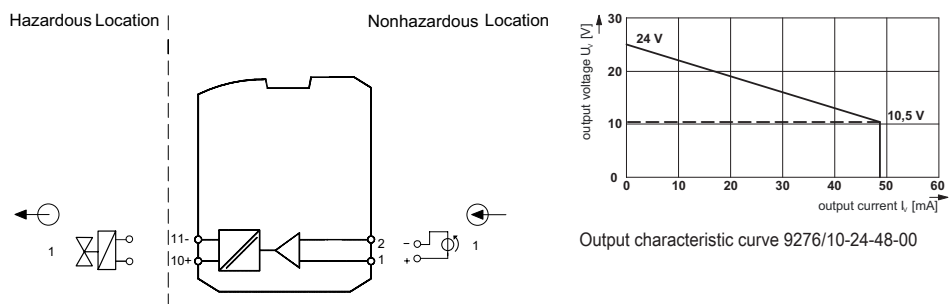
	IECEx / ATEX					
	0	1	2	20	21	22
Zone						
Ex interface	•	•	•	•	•	•
Installation in			•			

Selection Table									
Number of channels			1						
Max. voltage $U_{V_{oc}}$	Max. current $I_{e (Ex ia)}$	Max. power P_o	Output open-circuit voltage U_o	Output internal resistance R_i	Max. output current $I_{o max}$	Connection type	Product Type	Art. No.	Weight
25.1 V	87 mA	550 mW	21.9 V	287 Ω	40 mA	Screw terminal	9276/10-21-40-00s	261441	165 g
		550 mW	21.9 V	287 Ω	40 mA	Spring clamp terminal	9276/10-21-40-00k	261445	165 g
	188 mA	1180 mW	21.9 V	133.4 Ω	58 mA	Screw terminal	9276/10-21-60-00s	261443	165 g
		1180 mW	21.9 V	133.4 Ω	58 mA	Spring clamp terminal	9276/10-21-60-00k	261447	165 g
27.7 V	101 mA	697 mW	24 V	275.5 Ω	48 mA	Screw terminal	9276/10-24-48-00s	261442 ▲	165 g
		697 mW	24 V	275.5 Ω	48 mA	Spring clamp terminal	9276/10-24-48-00k	261446	165 g

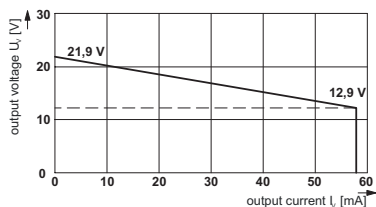
Technical Data		
Variant	9276/10-21-40-00, 9276/10-24-48-00	9276/10-21-60-00
Explosion Protection		
cULus certificate	E81680	E81680
Marking cULus	Class I, Div. 2, Groups A,B,C,D; Class I, Zone 2, AEx/Ex nA Group IIC AIS Class I,II,III, Div. 1, Groups A,B,C,D,E,F,G; Class I, Zone 0, [AEx ia]/[Ex ia] IIC T4 any mounting pos. Ta = 60°C See Doc. 9276 6 031 001 3	Class I, Div. 2, Groups A,B,C,D; Class I, Zone 2, AEx/Ex nA Group IIC AIS Class I,II,III, Div. 1, Groups A,B,C,D,E,F,G; Class I, Zone 0, [AEx ia]/[Ex ia] IIC T4 any mounting pos. Ta = 60°C See Doc. 9276 6 031 001 3
IECEx gas explosion protection	Ex nA [ja Ga] IIC T4 Gc	Ex nA [ja IIB Ga] IIC T4 Gc

Technical Data		
Variant	9276/10-21-40-00, 9276/10-24-48-00	9276/10-21-60-00
Explosion Protection		
IECEX dust explosion protection	[Ex ia Da] IIIC	[Ex ia Da] IIIC
Certificates	ATEX (IBE), Canada (UL), IECEX (IBE), Korea (KTL), SIL (exida), USA (UL)	ATEX (IBE), Canada (UL), IECEX (IBE), SIL (exida), USA (UL)
Ship approval	DNV	DNV
Safety Data		
Safety-related max. voltage	253 V AC	253 V AC
Functional Safety		
SIL	3	3
Auxiliary Power		
Auxiliary power	without	without
Input		
Input voltage for ON	15 – 30 V	15 – 30 V
Input voltage for OFF	0 – 5 V	0 – 5 V
Output		
Switching delay ON/OFF	≤ 20 ms	≤ 20 ms
Ambient Conditions		
Ambient temperature °F	-4 °F ... +140 °F	-4 °F ... +140 °F
Ambient temperature °C	-40 °C ... +60 °C	-40 °C ... +60 °C
Storage temperature °F	-40 °F ... +176 °F	-40 °F ... +176 °F
Storage temperature °C	-40 °C ... +80 °C	-40 °C ... +80 °C
Mounting / Installation		
Mounting type	DIN rail NS35/15, NS35/7.5	DIN rail NS35/15, NS35/7.5

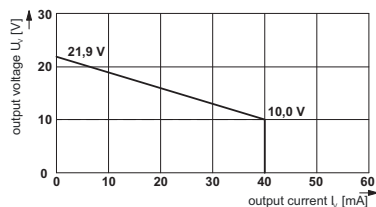
Technical Drawings – Subject to Alterations





Connection diagram 9276/10



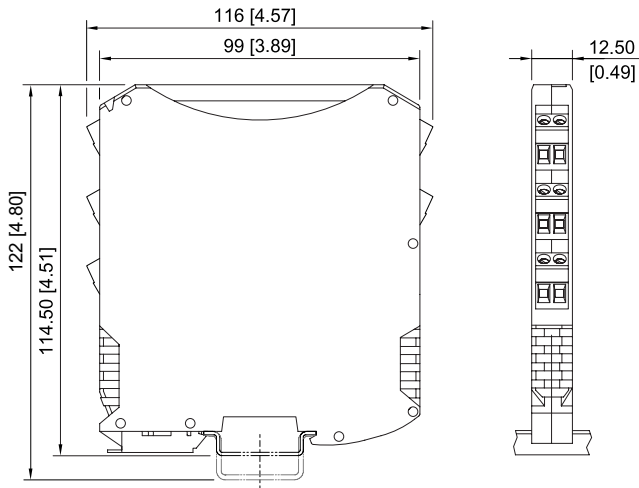
Output characteristic curve 9276/10-21-60-00



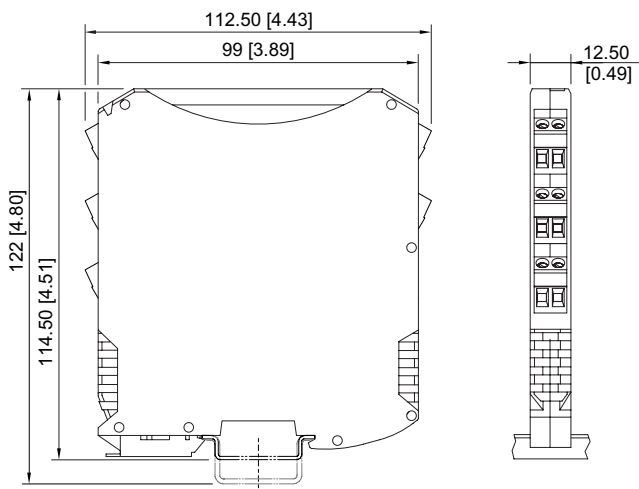
Output characteristic curve 9276/10-21-40-00

Accessories				
Figure	Description	Product Type	Art. No.	Weight
Supply module				
	Redundant supply of 24 V DC auxiliary power (with fuse) and reading out the collective error message from Series 92xx ISpac modules which support this function. Screw terminal connection	9193/21-11-11s	268183	135 g
	Redundant supply of 24 V DC auxiliary power (with fuse) and reading out the collective error message from Series 92xx ISpac modules which support this function. Spring clamp terminal connection	9193/21-11-11k	268184	135 g
pac-Bus				
	Wiring auxiliary power and collective error message	9294/31-12	262928 ▲	6 g

Dimensional Drawings (All Dimensions in mm [inches]) – Subject to Alterations



ISpac Series 9260, 9270, 9275, 9276 with spring clamp terminal



ISpac Series 9260, 9265, 9270, 9275, 9276, 9282 with screw terminal