

Load & Motor Disconnect Switches



Load disconnect switch

80 A, fused

7146/5-V11-D07-AA-0000-0 Art. No. 286743



- 3-pole horsepower (hp) rated switch
- Suitable for voltages up to 600 V AC / 240 V DC - restrictions may apply
- Pad lockable robust rotary handle
- Lightweight construction
- Fiberglass reinforced polyester (FRP)
- Suitable for low ambient temperatures
- Enclosure type 3, 4, 4X, IP66
- No conduit seals required
- Class I, Div. 2 / AEx Zone 2

MY R. STAHL 7146A



Our switches are specifically engineered for hazardous locations and harsh environments with a corrosion resistant enclosure and wide temperature range. Ideal for close proximity installation of field equipment such as control panels, motors, skids or machinery. Whether the requirement is for disconnect switches to completely de-energize for service or maintenance tasks, or transfer switches to ensure continuous power supply to essential equipment, our solutions offer unmatched reliability. With our standard solutions, entries are not pre-installed, providing users with the flexibility to customized their own entries based on size, location and type. Built to withstand demanding conditions while ensuring safety and ease of use in various applications.

Technical Data

Explosion Protection

| | |
|---------------------|---|
| Area of application | Canada USA |
| FMus certificate | FM18US0275X |
| cFM certificate | FM18CA0132X |
| Marking FMus | Class I, Div. 2, Groups A,B,C,D; T4; Enclosure Type 3, 4, 4X |
| Marking cFM | Class I, Div. 2, Groups A,B,C,D; T4; Enclosure Type 3, 4, 4X |
| Marking cFM note | Zone 2 IIC per Canadian Electrical Code Table 18 |
| Certificates | Canada (FM), USA (FM) |

Electrical Data

| | |
|-------------------------------------|--|
| Rated operational voltage AC | 480 V |
| Rated operational voltage DC 1-pole | 60 V |
| Rated operational voltage DC 2-pole | 125 V |
| Rated operational voltage DC 3-pole | 240 V |
| Rated operational current | 80 A |
| Horsepower rating | 60 hp |
| Horsepower rating note | Horsepower rating (hp) in relation to rated operating voltage 480 V AC |
| Fuse | 100 A J-type |
| Auxiliary contact NC | without |
| Auxiliary contact NO | without |
| Short circuit protection (sym RMS) | 20 kA |
| Frequency range | 50 – 60 Hz |

Load & Motor Disconnect Switches



Load disconnect switch

80 A, fused

7146/5-V11-D07-AA-0000-0 Art. No. 286743

Auxiliary Power

Nominal voltage V_{nom} 480 V AC

Ambient Conditions

Ambient temperature °C -40°C ... +55°C

Ambient temperature °F -40°F ... +131°F

Mechanical Data

Degree of protection (IP) IP66

Enclosure type (UL50 & UL50E) 3, 4, 4X

Enclosure material Polyester, Fiberglass Reinforced Polyester (FRP)

Additional terminal without

Connection cross section, stranded min. 10 AWG

Connection cross section, stranded max. 1/0 AWG

Construction type Standard

Width 340.5 mm

Width, inches 13.41 in

Height 681.5 mm

Height in inches 26.83 in

Depth 195 mm

Depth in inches 7.68 in

Service life, min. 10^5 operating cycles

Handle color Black

Protective collar color Black

Seal Silicone, foamed

Lockable in OFF – 3 positions

Detailed number of poles 3-pole

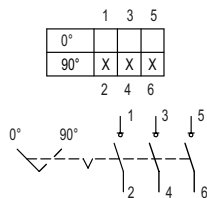
Weight 15 kg

Weight 33 lb

Components

Entries without

Technical Drawings – Subject to Alterations



Switching arrangement 8544/1-3 and 8549/1-3

Load & Motor Disconnect Switches

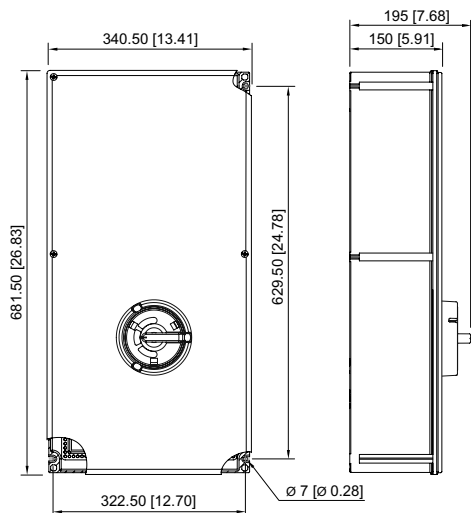


Load disconnect switch

80 A, fused

7146/5-V11-D07-AA-0000-0 Art. No. 286743

Dimensional Drawings (All Dimensions in mm [inches]) – Subject to Alterations



7146/5-V11-D06-AA-0000-0
7146/5-V11-D07-AA-0000-0

Accessories

Ex e cable glands for MC, MC-HL, combined and "TECK" armouring Series TMC

Art. No.

Load & Motor Disconnect Switches



Load disconnect switch

80 A, fused

7146/5-V11-D07-AA-0000-0 Art. No. 286743



| | |
|---|--------|
| Thread size: NPT1/2 Clamping range: 8.7 ... 12.7 mm Clamping range inch: 0.34 ... 0.5 in Nickel-plated brass | 254316 |
| Thread size: NPT1/2 Clamping range: 13 ... 17 mm Clamping range inch: 0.51 ... 0.67 in Nickel-plated brass | 254317 |
| Thread size: NPT3/4 Clamping range: 15 ... 23.3 mm Clamping range inch: 0.59 ... 0.92 in Nickel-plated brass | 106090 |
| Thread size: NPT1 Clamping range: 19.8 ... 29.2 mm Clamping range inch: 0.78 ... 1.15 in Nickel-plated brass | 106091 |
| Thread size: NPT1-1/4 Clamping range: 27.5 ... 35.2 mm Clamping range inch: 1.08 ... 1.39 in Nickel-plated brass | 254320 |
| Thread size: NPT1-1/2 Clamping range: 33.5 ... 41.1 mm Clamping range inch: 1.32 ... 1.62 in Nickel-plated brass | 254321 |
| Thread size: NPT2 Clamping range: 38.3 ... 47.1 mm Clamping range inch: 1.51 ... 1.85 in Nickel-plated brass | 254322 |
| Thread size: NPT2 Clamping range: 45 ... 53 mm Clamping range inch: 1.77 ... 2.09 in Nickel-plated brass | 254323 |
| Thread size: NPT2-1/2 Clamping range: 52.1 ... 58.9 mm Clamping range inch: 2.05 ... 2.32 in Nickel-plated brass | 254324 |
| Thread size: NPT2-1/2 Clamping range: 57.1 ... 64.6 mm Clamping range inch: 2.25 ... 2.54 in Nickel-plated brass | 254325 |
| Thread size: NPT3 Clamping range: 64.6 ... 75.3 mm Clamping range inch: 2.54 ... 2.96 in Nickel-plated brass | 254326 |
| Thread size: NPT3-1/2 Clamping range: 74 ... 88.5 mm Clamping range inch: 2.91 ... 3.48 in Nickel-plated brass | 254327 |

Load & Motor Disconnect Switches




Load disconnect switch

80 A, fused

7146/5-V11-D07-AA-0000-0 Art. No. 286743


Metal Ex e conduit hubs Series 8166

Art. No.

| | | |
|--|---|--------|
|  | Thread size: NPT1/2 Typ: 8166/11-01-NE | 139082 |
| | Thread size: NPT3/4 Typ: 8166/11-02-NE | 139083 |
| | Thread size: NPT1 Typ: 8166/11-03-NE | 139084 |
| | Thread size: NPT1-1/4 Typ: 8166/11-04-NE | 139085 |
| | Thread size: NPT1-1/2 Typ: 8166/11-05-NE | 139086 |
| | Thread size: NPT2 Typ: 8166/11-06-NE | 139087 |
| | Thread size: NPT2-1/2 Typ: 8166/11-07-NE | 139088 |

Auxiliary contact


Art. No.

| | | |
|---|--|--------|
|  | Note: The auxiliary contacts can only be retrofitted for 40 A, 63 A and 80 A versions. For all other versions, the auxiliary contact must be ordered separately when placing the order. Retrofitting is not possible for this. | |
| | 2 NC (8080/1-3) 250 V AC/DC Max. 6 A 1.5 to 2.5 mm ² , solid/finely stranded The switching function of the auxiliary contact depends on the installation slot used. Left and right: Synchronising | 168356 |
| | 1 NC + 1 NO (8080/1-1) 250 V AC/DC Max. 6 A 1.5 to 2.5 mm ² , solid/finely stranded The switching function of the auxiliary contact depends on the installation slot used. Left: Delayed (ON), leading (OFF) Right: Synchronising | 168351 |
| | 2 NO (8080/1-4) 250 V AC/DC Max. 6 A 1.5 to 2.5 mm ² , solid/finely stranded The switching function of the auxiliary contact depends on the installation slot used. Left and right: Synchronising | 168353 |

Spare Parts

Load/motor switch / Load disconnect switch

Art. No.

| | | |
|--|---|--------|
|  | 60 A, 63 A and 80 A No. of poles: 3 P Type: 8544/1-32 Load/motor switch / Load disconnect switch | 171154 |
|--|---|--------|

Load & Motor Disconnect Switches



Load disconnect switch

80 A, fused

7146/5-V11-D07-AA-0000-0 Art. No. 286743

| Auxiliary contact key | Art. No. |
|--|---|
|  | For removing installed auxiliary contacts |
| | 201909 |

We reserve the right to make alterations to the technical data, dimensions, weights, designs and products available without notice. The illustrations cannot be considered binding.