

Load & Motor Disconnect Switches



Load disconnect switch

25 A, non-fused

7150/5-V11-E03-00-0000-0 Art. No. 286693



- 3-pole horsepower (hp) rated switch
- Suitable for voltages up to 600 V AC / 240 V DC - restrictions may apply
- Pad lockable robust rotary handle
- Lightweight construction
- Stainless steel 1.4404, (AISI 316L), brush finished
- Suitable for low ambient temperatures
- Enclosure type 3, 4, 4X, IP66
- No conduit seals required
- Class I, Div. 2 / AEx Zone 2

MY R. STAHL 7150A



Our switches are specifically engineered for hazardous locations and harsh environments with a corrosion resistant enclosure and wide temperature range. Ideal for close proximity installation of field equipment such as control panels, motors, skids or machinery. Whether the requirement is for disconnect switches to completely de-energize for service or maintenance tasks, or transfer switches to ensure continuous power supply to essential equipment, our solutions offer unmatched reliability. With our standard solutions, entries are not pre-installed, providing users with the flexibility to customized their own entries based on size, location and type. Built to withstand demanding conditions while ensuring safety and ease of use in various applications.

Technical Data

Explosion Protection

| | |
|---------------------|---|
| Area of application | Canada USA |
| FMus certificate | FM17US0039X |
| cFM certificate | FM17CA0023X |
| Marking FMus | Class I, Div. 2, Groups A,B,C,D; T5; Enclosure Type 3, 4, 4X |
| Marking cFM | Class I, Div. 2, Groups A,B,C,D; T5; Enclosure Type 3, 4, 4X |
| Marking cFM note | Zone 2 IIC per Canadian Electrical Code Table 18 |
| Certificates | Canada (FM), USA (FM) |

Electrical Data

| | |
|-------------------------------------|--|
| Rated operational voltage AC | 600 V |
| Rated operational voltage DC 1-pole | 60 V |
| Rated operational voltage DC 2-pole | 125 V |
| Rated operational voltage DC 3-pole | 240 V |
| Rated operational current | 25 A |
| Horsepower rating | 15 hp |
| Horsepower rating note | Horsepower rating (hp) in relation to rated operating voltage 480 V AC |
| Auxiliary contact NC | without |
| Auxiliary contact NO | without |
| Short circuit protection (sym RMS) | 20 kA |
| Additional short-circuit protection | Additional fuse necessary |
| Short-circuit protection note | Required back-up fuse in the electrical circuit |
| Frequency range | 50 – 60 Hz |

Load & Motor Disconnect Switches



Load disconnect switch

25 A, non-fused

7150/5-V11-E03-00-0000-0 Art. No. 286693

Auxiliary Power

| | |
|---------------------------|----------|
| Nominal voltage V_{nom} | 480 V AC |
|---------------------------|----------|

Ambient Conditions

| | |
|------------------------|------------------|
| Ambient temperature °C | -50°C ... +55°C |
| Ambient temperature °F | -58°F ... +131°F |

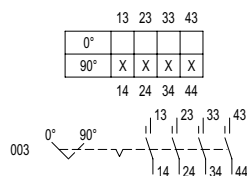
Mechanical Data

| | |
|---|---|
| Degree of protection (IP) | IP66 |
| Enclosure type (UL50 & UL50E) | 3, 4, 4X |
| Enclosure material | Stainless steel 1.4404, (AISI 316L), brush finished |
| Additional terminal | without |
| Connection cross section, stranded min. | 12 AWG |
| Connection cross section, stranded max. | 6 AWG |
| Construction type | Standard |
| Width | 176.5 mm |
| Width, inches | 6.95 in |
| Height | 236.5 mm |
| Height in inches | 9.31 in |
| Depth | 190 mm |
| Depth in inches | 7.48 in |
| Service life, min. | 10 ⁵ operating cycles |
| Handle color | Black |
| Protective collar color | Black |
| Seal | Silicone, foamed |
| Lockable in | OFF – 3 positions |
| Detailed number of poles | 3-pole + N |
| Weight | 5.44 kg |
| Weight | 12 lb |

Components

| | |
|---------|---------|
| Entries | without |
|---------|---------|

Technical Drawings – Subject to Alterations



Switching arrangement 8006/4-003-00

Load & Motor Disconnect Switches

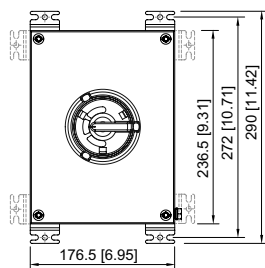
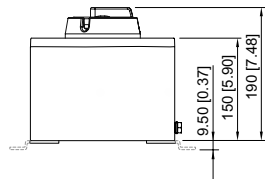


Load disconnect switch

25 A, non-fused

7150/5-V11-E03-00-0000-0 Art. No. 286693

Dimensional Drawings (All Dimensions in mm [inches]) – Subject to Alterations



7150/5-V11-E01-00-0000-0
7150/5-V11-E03-00-0000-0
7150/5-V11-E04-00-0000-0
8150/5-V11-E01-00-0000-0
8150/5-V11-E02-00-0000-0
8150/5-V11-E03-00-0000-0
8150/5-V11-E04-00-0000-0

Accessories

Ex e cable glands for MC, MC-HL, combined and "TECK" armoring Series TMC

Art. No.

Load & Motor Disconnect Switches



Load disconnect switch

25 A, non-fused

7150/5-V11-E03-00-0000-0 Art. No. 286693

| | | |
|--|---|--------|
|  | Thread size: NPT1/2 Clamping range: 8.7 ... 12.7 mm Clamping range inch: 0.34 ... 0.5 in Nickel-plated brass | 254316 |
| | Thread size: NPT1/2 Clamping range: 13 ... 17 mm Clamping range inch: 0.51 ... 0.67 in Nickel-plated brass | 254317 |
| | Thread size: NPT3/4 Clamping range: 15 ... 23.3 mm Clamping range inch: 0.59 ... 0.92 in Nickel-plated brass | 106090 |
| | Thread size: NPT1 Clamping range: 19.8 ... 29.2 mm Clamping range inch: 0.78 ... 1.15 in Nickel-plated brass | 106091 |
| | Thread size: NPT1-1/4 Clamping range: 27.5 ... 35.2 mm Clamping range inch: 1.08 ... 1.39 in Nickel-plated brass | 254320 |
| | Thread size: NPT1-1/2 Clamping range: 33.5 ... 41.1 mm Clamping range inch: 1.32 ... 1.62 in Nickel-plated brass | 254321 |
| | Thread size: NPT2 Clamping range: 38.3 ... 47.1 mm Clamping range inch: 1.51 ... 1.85 in Nickel-plated brass | 254322 |
| | Thread size: NPT2 Clamping range: 45 ... 53 mm Clamping range inch: 1.77 ... 2.09 in Nickel-plated brass | 254323 |
| | Thread size: NPT2-1/2 Clamping range: 52.1 ... 58.9 mm Clamping range inch: 2.05 ... 2.32 in Nickel-plated brass | 254324 |
| | Thread size: NPT2-1/2 Clamping range: 57.1 ... 64.6 mm Clamping range inch: 2.25 ... 2.54 in Nickel-plated brass | 254325 |
| | Thread size: NPT3 Clamping range: 64.6 ... 75.3 mm Clamping range inch: 2.54 ... 2.96 in Nickel-plated brass | 254326 |
| | Thread size: NPT3-1/2 Clamping range: 74 ... 88.5 mm Clamping range inch: 2.91 ... 3.48 in Nickel-plated brass | 254327 |

Load & Motor Disconnect Switches



Load disconnect switch

25 A, non-fused

7150/5-V11-E03-00-0000-0 Art. No. 286693


Metal Ex e conduit hubs Series 8166

Art. No.

| | | |
|--|---|--------|
|  | Thread size: NPT1/2 Typ: 8166/11-01-NE | 139082 |
| | Thread size: NPT3/4 Typ: 8166/11-02-NE | 139083 |
| | Thread size: NPT1 Typ: 8166/11-03-NE | 139084 |
| | Thread size: NPT1-1/4 Typ: 8166/11-04-NE | 139085 |
| | Thread size: NPT1-1/2 Typ: 8166/11-05-NE | 139086 |
| | Thread size: NPT2 Typ: 8166/11-06-NE | 139087 |
| | Thread size: NPT2-1/2 Typ: 8166/11-07-NE | 139088 |

Auxiliary contact


Art. No.

| | | |
|---|--|--|
|  | Note: The auxiliary contacts can only be retrofitted for 40 A, 63 A and 80 A versions. For all other versions, the auxiliary contact must be ordered separately when placing the order. Retrofitting is not possible for this. | |
|---|--|--|

Spare Parts

Load/motor switch

Art. No.

| | | |
|--|--|--------|
|  | 25 A, 30 A and 32 A No. of poles: 4 P Type: 8006/4-003-00 Load/motor switch | 169492 |
|--|--|--------|

We reserve the right to make alterations to the technical data, dimensions, weights, designs and products available without notice. The illustrations cannot be considered binding.