

Isolator Barriers

Loop-powered binary output

Ex i field circuit

9276/10-21-60-00k Art. No. 261447



- A comprehensive portfolio for a wide range of solenoid valves
- Space savings due to a slim design – 12.5 mm wide
- Can be used for functional safety levels up to SIL 3 (IEC/EN 61508)

MY R. STAHL 9276A



Series 9276 digital outputs issue signals for the intrinsically safe operation of Ex i solenoid valves, indicator lamps or horns. The devices do not require a separate auxiliary power supply as they are powered by the control circuit. The intrinsically safe outputs are galvanically separated from the inputs.

Technical Data

Explosion Protection	
Application range (zones)	2
Ex interface zone	0, 1, 2, 20, 21, 22
IECEX gas certificate	IECEX IBE 17.0045X
IECEX gas certificate	IECEX IBE 17.0045X
IECEX gas explosion protection	Ex ec [ia IIB Ga] IIC T4 Gc
IECEX dust certificate	IECEX IBE 17.0045X
IECEX dust explosion protection	[Ex ia Da] IIIC
IECEX firedamp certificate	IECEX IBE 17.0045X
IECEX firedamp protection	[Ex ia Ma] I
ATEX gas certificate	IBExU 17 ATEX 1153 X
ATEX gas certificate	IBExU 17 ATEX 1153 X
ATEX gas explosion protection	⊕ II 3 (1) G Ex ec [ia IIB Ga] IIC T4 Gc
ATEX dust certificate	IBExU 17 ATEX 1153 X
ATEX dust explosion protection	⊕ II (1) D [Ex ia Da] IIIC
ATEX firedamp certificate	IBExU 17 ATEX 1153 X
ATEX firedamp protection	⊕ I (M1) [Ex ia Ma] I
cULus certificate	E81680
Marking cULus	Class I, Div. 2, Groups A,B,C,D; Class I, Zone 2, AEx/Ex nA Group IIC AIS Class I,II,III, Div. 1, Groups A,B,C,D,E,F,G; Class I, Zone 0, [AEx ia]/[Ex ia] IIC T4 any mounting pos. Ta = 60°C See Doc. 9276 6 031 001 3
Certificates	ATEX (IBE), Canada (UL), China (CQM), IECEX (IBE), SIL (exida), USA (UL)
Ship approval	DNV
Declaration of conformity	ATEX (EUK), China (CCC)

Isolator Barriers

Loop-powered binary output

Ex i field circuit

9276/10-21-60-00k Art. No. 261447



Safety Data

Max. voltage U_o/V_{oc}	25.1 V					
Max. current I_o (Ex ia)	188 mA					
Max. power P_o	1180 mW					
Max. permissible external capacitance C_o/C_a for IIB	0.83 μ F					
Max. permissible external inductance L_o/L_a for IIB	4 mH					
Max. permissible external capa.IIA	2.93 μ F					
Max. permissible external inductance L_o for IIA	7.5 mH					
Max. permissible external capacity C_o for IIIC	0.83 μ F					
Max. permissible external inductance L_o for IIIC	4 mH					
Max. permissible external capacity C_o for I	2.93 μ F					
Max. permissible external inductance L_o for I	7.5 mH					
Internal capacitance	Negligible					
Internal inductance	Negligible					
Safety-related max. voltage	253 V AC					
Intrinsically safe limiting values inductance L_o /capacitance C_o	Jointly connectable inductance L_o /capacitance C_o					
IIC	L_o [mH] C_o [μ F]					
IIB	L_o [mH] C_o [μ F]	2 mH 0.300 μ F	1 mH 0.370 μ F	0.500 mH 0.460 μ F	0.100 mH 0.790 μ F	
IIA	L_o [mH] C_o [μ F]	5 mH 0.510 μ F	1 mH 0.560 μ F	0.500 mH 0.660 μ F	0.100 mH 1 μ F	
IIIC	L_o [mH] C_o [μ F]	2 mH 0.300 μ F	1 mH 0.370 μ F	0.500 mH 0.460 μ F	0.100 mH 0.790 μ F	
I	L_o [mH] C_o [μ F]	5 mH 0.510 μ F	1 mH 0.560 μ F	0.500 mH 0.660 μ F	0.100 mH 1 μ F	

Functional Safety

SIL	3
HFT	0
SFF	100%
Lambda SD	0 FIT
Lambda SU	50 FIT
Lambda DD	0 FIT
Lambda DU	0 FIT

Electrical Data

Number of channels	1
--------------------	---

Auxiliary Power

Auxiliary power	without
Max. power dissipation	1.33 W

Isolator Barriers

Loop-powered binary output

Ex i field circuit

9276/10-21-60-00k Art. No. 261447



Auxiliary Power

Polarity reversal protection	Yes
------------------------------	-----

Galvanic Isolation

Test voltage as per standard	EN IEC 60079-11
Galvanic separation Ex i output to input	375 V AC peak value

Input

Input voltage for ON	15 – 30 V
Input voltage for OFF	0 – 5 V

Output

Output open-circuit voltage U_a	21.9 V
Max. output current $I_{a\max}$	58 mA
Output internal resistance R_i	133.4 Ω
Switching delay ON/OFF	≤ 20 ms
Switching delay OFF/ON	≤ 20 ms
Response time output	20 ms
Switching state indication	LED

Ambient Conditions

Ambient temperature °C	-40 °C ... 60 °C
Ambient temperature °F	-40 °F ... +140 °F
Storage temperature °C	-40 °C ... 80 °C
Storage temperature °F	-40 °F ... +176 °F
Max. relative humidity	10 to 95%
Use at the height of	< 2000 m
Electromagnetic compatibility	EN 61326-1 Use in industrial environment Immunity according to EN 61000-6-2 Interference emission to EN 61000-6-4

Mechanical Data

Degree of protection (IP)	IP30
Degree of protection (IP) terminals	IP20
Fire resistance (UL 94)	V0
Enclosure material	Polyamide
Grid dimension	12.5 mm
Width	12.5 mm
Width, inches	0.49 in
Height	114.5 mm
Height in inches	4.51 in
Length	116 mm
Width	12.5 mm
Height	114.5 mm
Length in inches	4.57 in
Weight	165 g
Weight	0.36 lb

Mounting / Installation

Mounting type	DIN rail NS35/15, NS35/7.5
Mounting orientation	Vertical Horizontal

Isolator Barriers

Loop-powered binary output

Ex i field circuit

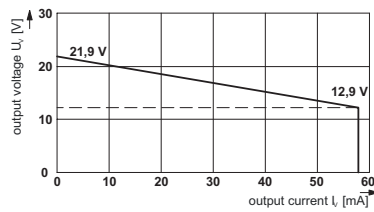
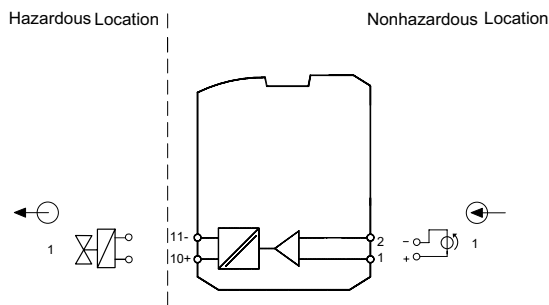
9276/10-21-60-00k Art. No. 261447



Mounting / Installation

Connection type	Spring clamp terminal
Min. rigid conductor cross section	0.2 mm ²
Max. rigid conductor cross section	1.5 mm ²
Min. flex conductor cross section	0.2 mm ²
Max. flex conductor cross section	1.5 mm ²
Connection cross-section AWG	24 ... 16

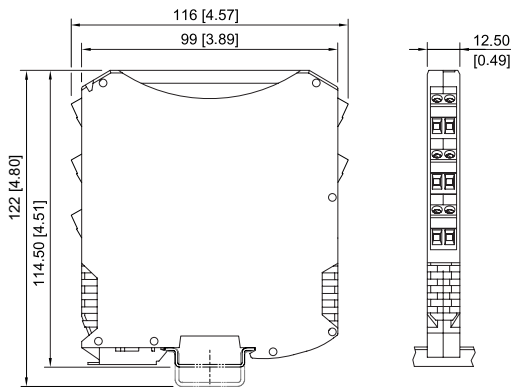
Technical Drawings – Subject to Alterations



Output characteristic curve 9276/10-21-60-00

Connection diagram 9276/10


Dimensional Drawings (All Dimensions in mm [inches]) – Subject to Alterations




ISpac Series 9260, 9270, 9275, 9276 with spring clamp terminal

Accessories

Supply module

	Art. No.
 <p>Redundant supply of 24 V DC auxiliary power (with fuse) and reading out the collective error message from Series 92xx ISpac modules which support this function. Screw terminal connection</p>	268183
<p>Redundant supply of 24 V DC auxiliary power (with fuse) and reading out the collective error message from Series 92xx ISpac modules which support this function. Spring clamp terminal connection</p>	268184

pac-Bus

	Art. No.
 <p>Wiring auxiliary power and collective error message</p>	262928

Isolator Barriers

Loop-powered binary output

Ex i field circuit

9276/10-21-60-00k Art. No. 261447



We reserve the right to make alterations to the technical data, dimensions, weights, designs and products available without notice. The illustrations cannot be considered binding.