



THE STRONGEST LINK.



**DON'T CHOOSE JUST ANY
LIGHTING. CHOOSE YOUR OWN.**


Customised EX lighting design by R. STAHL

PERFECT LIGHTING IS ALWAYS BY DESIGN.

YOUR LIGHTING SYSTEM: PLANNED BY EXPERTS.

What's true in heavy-duty applications holds true in general use: the quality of a lighting system doesn't just depend on its luminaires. In order to provide even lighting with well-defined intensity thresholds, it's important that lighting systems are designed to fit the facility – whether it's an office building, a factory or a car park.

Whether you're planning a new site or want to upgrade your existing assets, our lighting experts analyse spatial geometry, reflectance and the number, size and placement of all installations. After everything is taken into account, we will design a lighting system that fits all of your needs – with the perfect lighting geometry and distribution, the optimal light colour and the ideal light flux and power consumption. And since the lighting concept will be an integral part of your day-to-day operations for years to come, we also calculate your maintenance requirements in terms of pollution as well as durability.




IDEAL ILLUMINATION MADE EASY.

THE COMPETENCE YOU NEED. WITH THE SUPPORT YOU WANT.


Getting your perfect lighting plan is easy. You simply provide our experts with your targets, requirements and 2D data of your premises. They will do the rest. We create a fully three-dimensional model of your facility and calculate the ideal installation to your specifications. We create safe lighting with the illumination and uniformity you need, perfectly suited to all of your demands.

You already know how your perfect lighting design looks and only need the ideal luminaires for the job? All of our luminaires come with complete LDT, IES and ULD data files and 3D data that is freely accessible on our website. Our plug-in catalogue is regularly updated and provides you with information on all of our lighting products, linking you to data files and operating instructions, and can be used to export LDT, IES and ULD files.

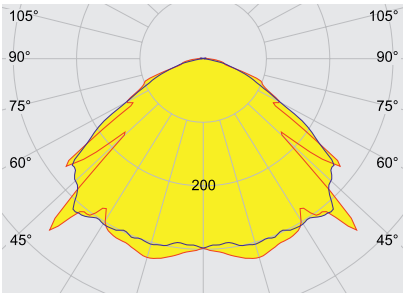
FOUR SIMPLE STEPS TO YOUR PERFECT PLAN




STEP 1:
Basic 2D data of your facility.



STEP 2:
Is compiled into a detailed 3D plan.



STEP 3:
Which allows us to calculate your precise requirements.



STEP 4:
And create a photo-realistic model of your ideal lighting design.

ezyLum – our planning tool

Our ezyLum software supports those who want to plan their own lighting. ezyLum gives you the power to import drawings, reproduce any building geometry, test various lighting scen-

arios, and export your finished plan. It's simply the easiest way to design indoor and outdoor lighting without the help of our planning experts.



TAILOR-MADE LIGHTING. TAILOR-MADE BENEFITS.

Whether you want to draw on our know-how in lighting design or prefer to plan your own facilities, R. STAHL's EX lighting competence offers you many advantages. Our luminaires and design services will let you:

- Comply with requirements of national and international directives, standards and guidelines
- Determine lighting designs optimised for capital, maintenance and operating costs
- Optimise lighting points and intensity
- Reduce maintenance requirements and energy costs
- Improve your environmental footprint
- Switch over to future-proof LED technology

INTERESTED?

Visit r-stahl.com/lightingdesign for more information or get in touch with our experts to find out how to optimise the lighting in your facilities.

STAHL

R. STAHL
Am Bahnhof 30
74638 Waldenburg, Germany
T +49 7942 943-0
F +49 7942 943-4333
r-stahl.com